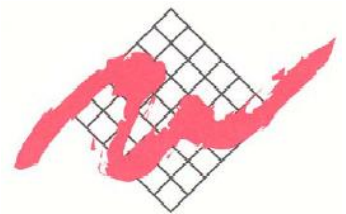


The Status of Women in the Middle East and North Africa (SWMENA) Project

Focus on Morocco | Project Overview & Respondent Demographics

*A project by the International Foundation for Electoral
Systems (IFES) and The Institute for Women's Policy
Research (IWPR) with funding from the Canadian
International Development Agency (CIDA)*



Project Background

- The Status of Women in the Middle East and North Africa (SWMENA) is a gender-focused research project that evaluates the status of women in three countries: Lebanon, Morocco, and Yemen
- SWMENA is a project by the International Foundation for Electoral Systems (IFES) and the Institute for Women's Policy Research (IWPR) with funding from the Canadian International Development Agency (CIDA)

Project Goal

- Improve the status of women in the broader MENA region by strengthening local NGO capacity to effectively advocate on behalf of women
- Train local NGOs on using solid data in their advocacy efforts and employ better strategies in approaching members of parliament, other governing bodies and the press about policy recommendations
- Build local data collection and analysis capacity

Project Methodology

- Evaluate existing data on women, identify gaps, and design national surveys to capture needed data
- Before conducting the SWMENA survey, NGOs in Morocco that work on several aspects of women's issues completed a short survey to identify their data needs. Survey questionnaires include a core section that is standard across the three countries and a distinct country module that deals with country-specific gender issues
- After data collection in all three countries, a final report will be created with comparisons across regions, between countries, and between communities within each country.

Project Research Areas

- Political & civic participation; Economic participation & well-being
- Social attitudes towards women's roles, violence, reforming laws
- Social autonomy (access to education, role in household decision-making, control over household resources)
- Health & education

Morocco SWMENA Survey Details and Methodology

- Fieldwork for the SWMENA Morocco survey was implemented between December 9, 2009 and January 21, 2010 by the Moroccan survey firm LMS-CSA.
- The survey is nationally representative: the sample size is 2,500; includes 2,000 women & 500 men. There is an oversample of women in order to have a large sample of women across ages, education levels, urban/rural residents, and other demographic segments, so that robust comparisons can be made amongst women. The smaller sample of men is mainly used to allow the gender disaggregation of the data.
- The margin of error for the women's sample is: $\pm 2.19\%$ and the margin of error for the men's sample is $\pm 4.38\%$.
- All respondents are aged 18 and above.
- The sample represents proportionally the various regions of Morocco. The survey data has been weighted by age and area of residence (urban/rural area) to make the data representative of the Moroccan population aged 18 years and over. The weighting parameters were sourced from Moroccan Statistic Office (Haut Commissariat au Plan).
- Illustrative data & key findings from the Morocco survey are shown in the Topic Brief Documents.



Respondent Demographics

- **Figure 1** shows the unweighted regional breakdown of respondents.
- **Figure 2** shows the unweighted and weighted percentages of urban and rural respondents by region.

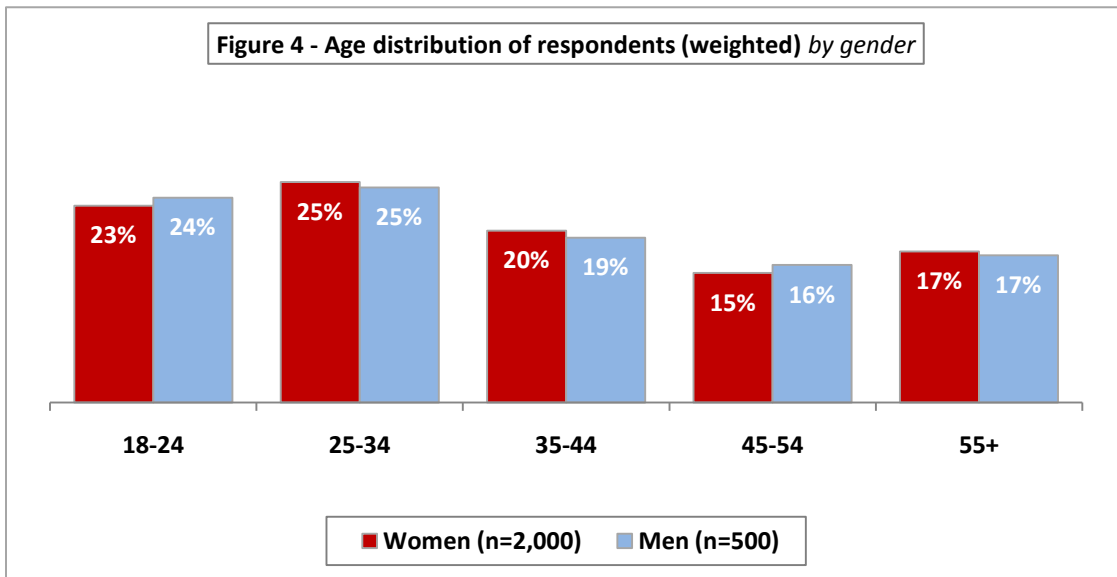
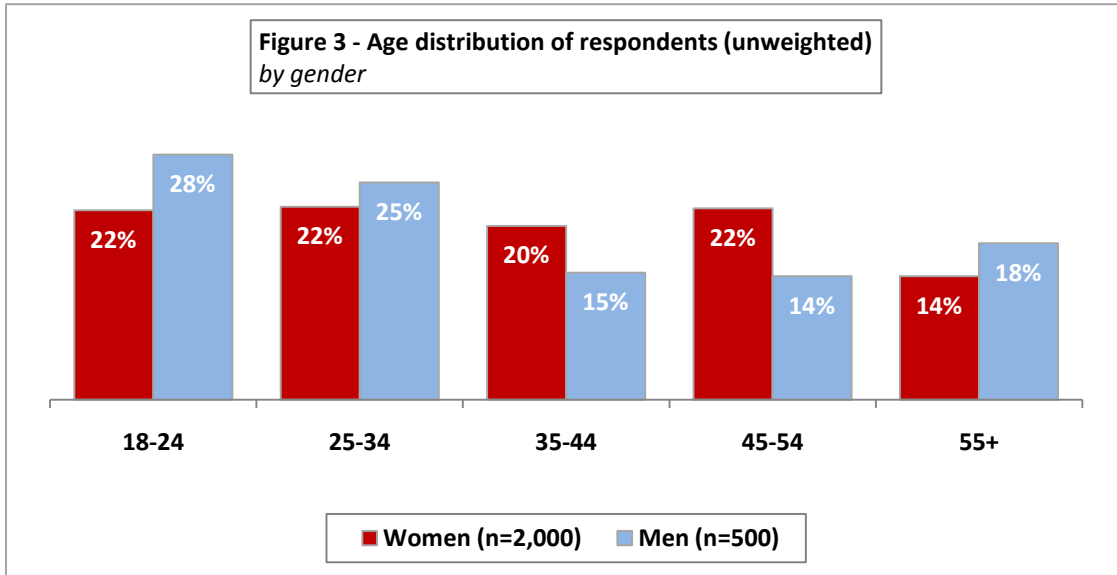
Figure 1 – Number and percent of respondents by region (unweighted)

Region	# of respondents by region (unweighted)	% of respondents by region (unweighted)
Central Morocco	599	24%
Greater Tensift	418	17%
North Central Morocco	287	11%
North Morocco	575	23%
Southeast Central Morocco	621	25%
Total Sample	2,500	100%

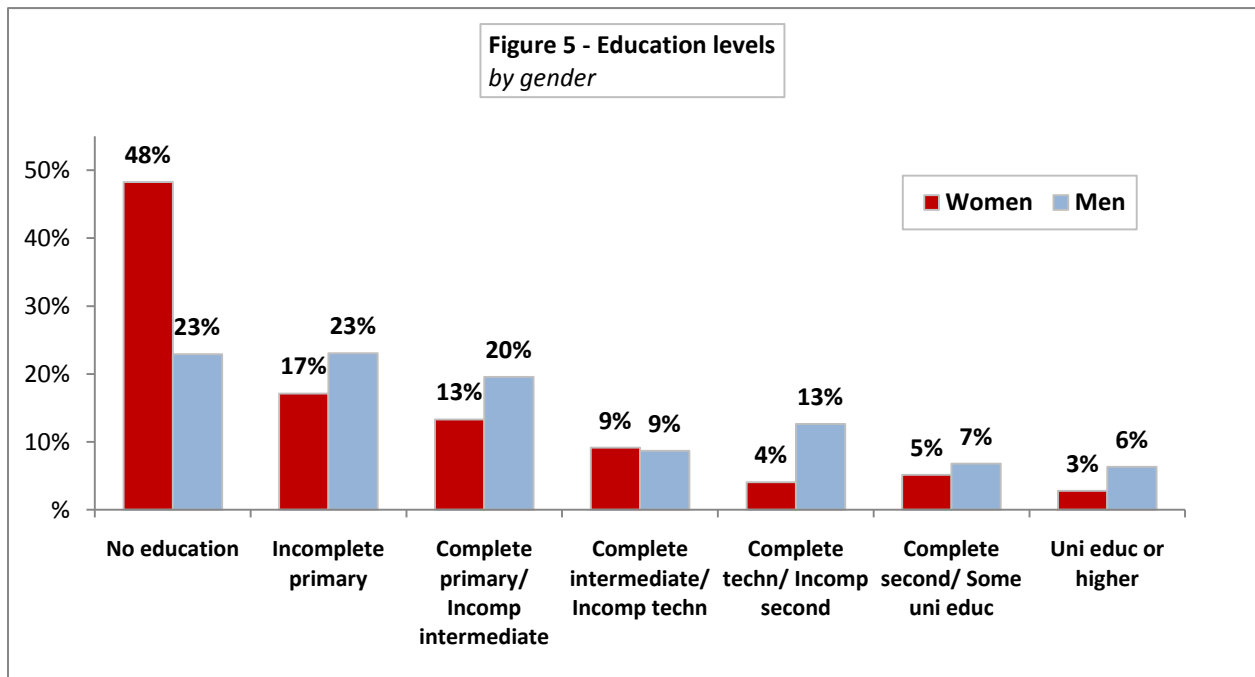
Figure 2 – Percent of urban/rural respondents (unweighted and weighted)

Region	% respondents in urban areas (unweighted)	% respondents in rural areas (unweighted)	% respondents in urban areas (weighted)	% respondents in rural areas (weighted)
Central Morocco	71%	29%	65%	35%
Greater Tensift	46%	54%	41%	59%
North Central Morocco	56%	44%	49%	51%
North Morocco	72%	28%	68%	32%
Southeast Central Morocco	51%	49%	46%	54%
Total % of urban/rural respondents	60%	40%	54%	46%

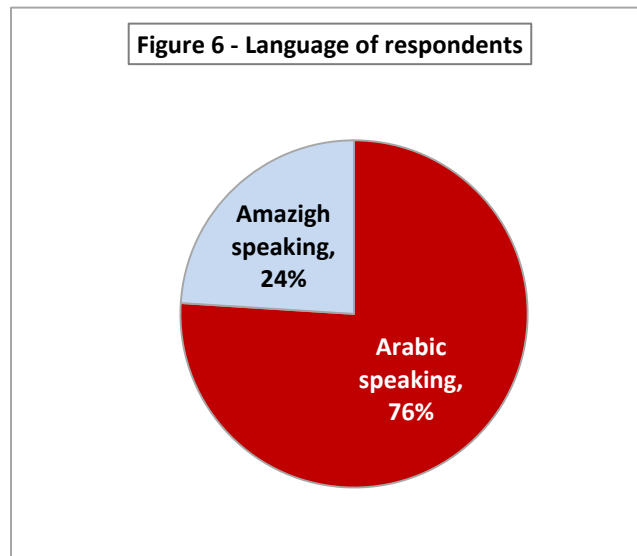
- **Figure 3** shows the age distribution of men and women captured in the sample.
- **Figure 4** shows the weighted percentages of men and women by age groups.



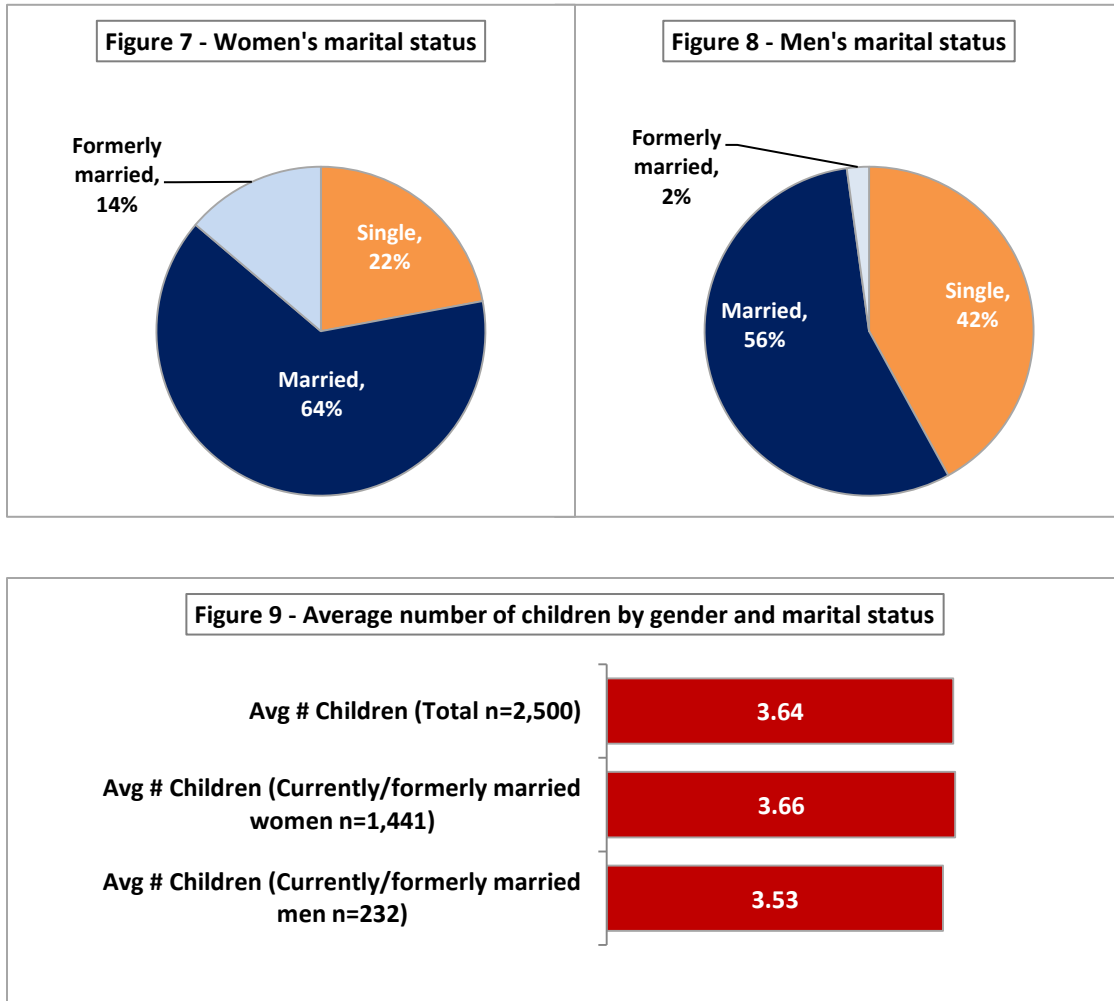
- Figure 5 shows education levels by gender. As seen below, the incidence of illiteracy is much higher among Moroccan women (48%) than men (23%).



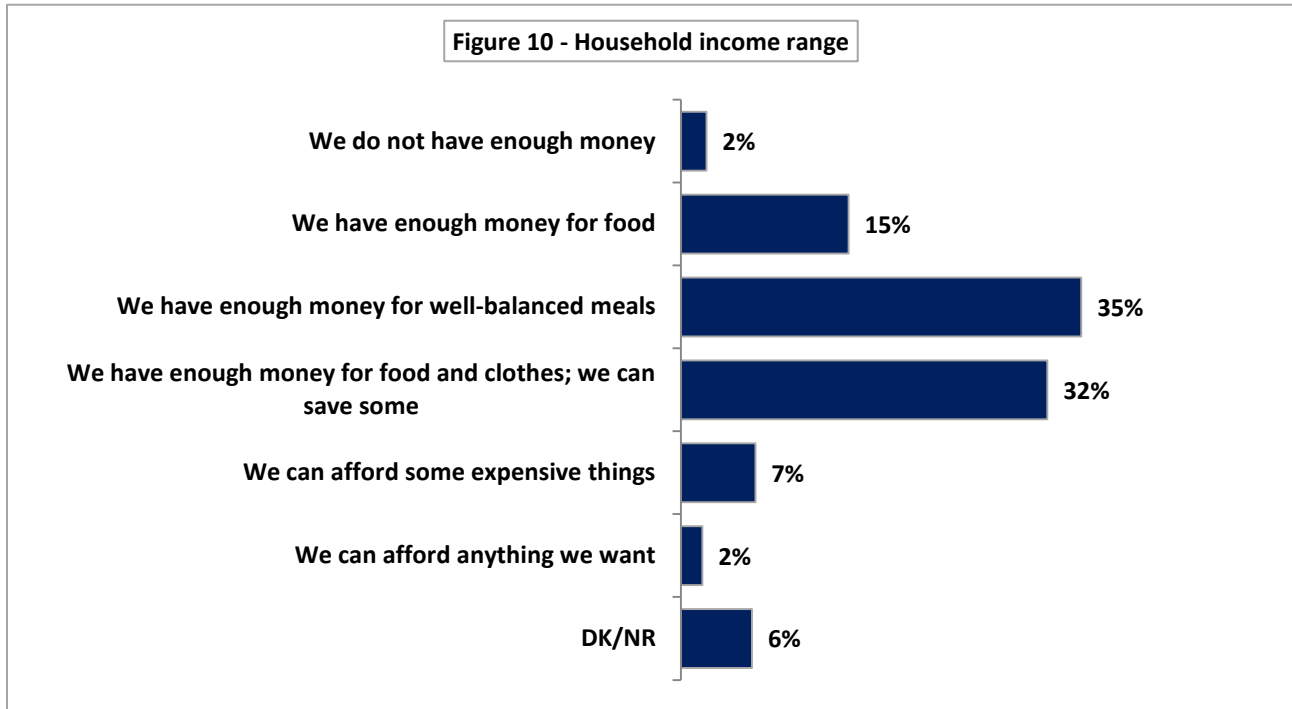
- Figure 6 shows languages spoken by respondents. A quarter of respondents identify themselves as Amazigh speaking and three quarters of respondents identify as Arabic speaking.



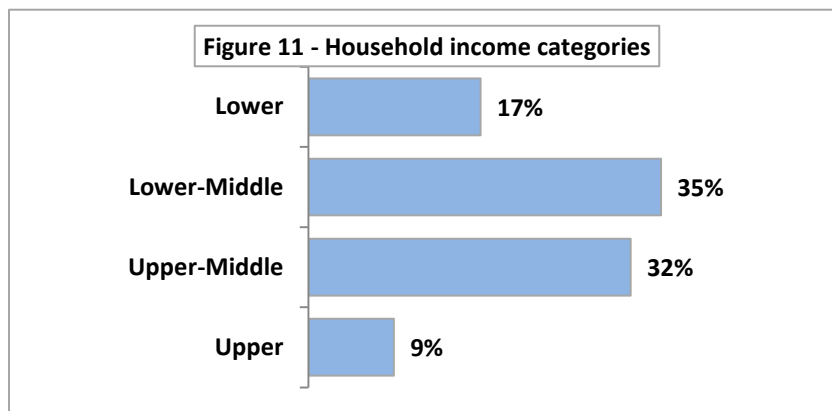
- **Figure 7** show marital status of women respondents and **Figure 8** shows marital status of men respondents. The data shows more women report being currently married and formerly married than men. Also, over four in ten (42%) men respondents say they are single compared to half that percentage of women (22%).
- **Figure 9** shows respondents' average number of children. The average number of children for currently/formerly married women is 3.66 and the average number of children for currently/formerly married men is 3.53.



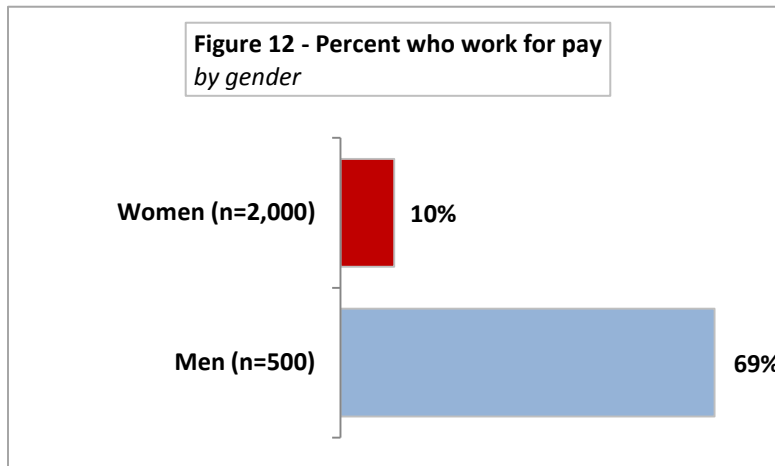
- Figure 10** shows the household income ranges of both men and women respondents. Respondents were shown the list of statements and were asked to identify which statement most closely resembles their household income situation. Most respondents fall in the middle categories with 35% saying they have enough money for well-balanced meals and 32% say they have enough money for food and clothes and are able to save some money.



- Figure 11** shows the household income assessment in terms of household income categories. As seen in Figure 9, a majority of respondents fall into the middle categories: more than a third of respondents fall into the lower-middle income category and upper-middle income categories. Still, nearly two in ten respondents are in the lower-income range and only 9% are considered in the upper income range.



- **Figure 12** shows the gender discrepancy between men and women respondents who work for pay. The ratio of working men to working women is seven to one: 69% of Moroccan men work for pay compared with only 10% of Moroccan women.



- **Figure 13** shows respondents’ monthly earning levels from all paid work by gender. As seen below, employed women’s and men’s estimated monthly earnings are mostly the same. However, as illustrated in Figure 12, only 10% of women work for pay compared to 69% of men. It must be also noted that among both men and women, a sizable proportion of 20% did not reveal their monthly earnings and said they did not know or refused to answer the question.

