

HOUSE OF REPRESENTATIVES OF THE FIJI ISLANDS

POSTAL BALLOT PAPER

1999 GENERAL ELECTION

ELECTION OF A MEMBER  
FOR THE

LOMAIVUNA/NAMOSI/KADAVU  
OPEN CONSTITUENCY

CONSTITUENCY No. 56

Postal Ballot Paper

Counterfoil

5702

Voter's Number in Electoral Roll

(page)	(line)	(serial no.)

Signature of Voter in English in cursive  
script or thumb print

Signature of witnessing officer\*

Capacity of witnessing officer

\* The following are witnessing officers  
in the Fiji Islands:-

- a returning officer, assistant returning officer or postal ballot officer
- the Chief Registrar, Deputy or Assistant Registrar of the High Court
- a magistrate
- the Registrar-General or any Assistant Registrar-General
- a notary public or Commissioner for Oaths
- a Registrar of the Magistrates' Courts
- a barrister and solicitor
- a justice of the peace
- any other person whom the Supervisor authorises in writing, to witness the marking of postal ballot paper.

Witnesses (e), (g) and (h) should not be  
a candidate or a member of Parliament.

The following are witnessing officers  
outside the Fiji Islands:-

- a public officer; (Includes a Fiji civil servant);
- a member of the civil or public service of any other Commonwealth Country;
- a notary public;
- a judicial officer;
- a legal practitioner;

HOUSE OF REPRESENTATIVES

1999

POSTAL BALLOT PAPER

Counterfoil

5702

GENERAL ELECTION

LOMAIVUNA/NAMOSI/KADAVU  
OPEN CONSTITUENCY

oter's  
ame \_\_\_\_\_

Voter's Number in Electoral Roll

(page)	(line)	(serial no.)

Address to which paper posted:--

\_\_\_\_\_

\_\_\_\_\_

\_\_\_\_\_

Date of posting \_\_\_\_\_

Issued by \_\_\_\_\_

INSTRUCTIONS TO VOTERS


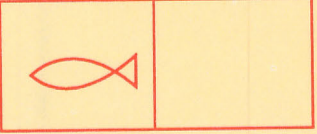



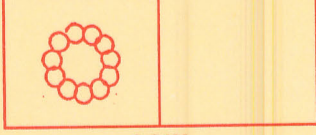


- Before marking your vote you must first show this ballot paper to a witnessing officer. (People who can be a witnessing officer are listed on the back of this ballot paper). You must mark your vote in the presence of the witnessing officer and he or she will sign the counterfoil.  
  
Your vote is secret— You should NOT show the witnessing officer how you vote.
- The instructions on how to mark the ballot paper is set out on the ballot paper itself.
- Make no other mark whatever on the front of the form.
- Fold the right hand portion of the form over the center, so as to bring the back of the form uppermost. Then fold the left hand portion over this, bringing the counterfoil uppermost.
- Your vote will then be doubly concealed.
- Then in the space provided in the counterfoil sign your name in English cursive script in the presence of the witnessing officer who will also sign as a witness. If you cannot sign your name in English cursive script then you should impress your thumb in the space provided in the presence of the returning officer and assistance returning officer or an assistant returning officer and postal ballot officer and the returning officer or assistant should sign as a witness.
- When this has been done, enclose the paper in the envelope marked with the constituency number and then in the envelope addressed to the returning officer provided and send it to the returning officer.

You may vote in one of two ways

Do NOT do both

**EITHER**





By placing a single tick in one and only one of these boxes to indicate which party's or candidate's preference you wish to adopt as your vote

	or		or	
SVT		VLV		NVTLP
	or		or	
FAP		UGP		COIN
	or			
NFP		FLP		

**OR**

Number the boxes from 1 to 5 in the squares next to the symbols of each of the candidates in your order of preference

In this case number **every** box to make your vote count

<b>Konisi Tabu YABAKI</b>		
<b>Isikeli NASOGA</b>		
<b>Vuli Meli TITOKO</b>		
<b>Samu KONATACI</b>		
<b>Ted YOUNG</b>	