

Date Printed: 04/22/2009


JTS Box Number: IFES_67
Tab Number: 134
Document Title: The New Zealand Electoral Compendium
Document Date: 1997
Document Country: New Zealand
Document Language: English
IFES ID: CE01232



* 7 4 7 8 3 E 0 E - 2 0 0 D - 4 1 6 E - B A 3 C - 4 C 7 C 5 7 5 D A 2 3 F *

*The
New Zealand
Electoral
Compendium*

Includes 1996 election results



Electoral Commission
Te Kaitiaki Take Kōwhiri

CONTENTS

| | |
|--|-------|
| Foreword | 1 |
| New Zealand's Democracy | |
| A Parliamentary democracy | 2 |
| Enrolment system | 3 |
| The MMP voting system | 4 |
| The electoral agencies | 6 |
| Electorate maps | 8 |
| Setting electorate boundaries | 11 |
| How MMP works | 14-15 |
| Sample ballot paper | 16-17 |
| 1996 Election Results | |
| Results of the 1996 general election | 18 |
| Electorate statistics | 20 |
| Successful candidates | 24 |
| Resources on the Internet | 26 |
| Results for each electorate | 27 |
| Leading unsuccessful list candidates | 92 |
| The Electoral Process | |
| Are you fully informed? | 94 |
| Allocation of party list seats | 95 |
| The St Laguë formula | 96 |
| Registration of political parties | 104 |
| Timetable for a general election | 107 |
| Citizens Initiated Referenda | 109 |
| Non-licensing referenda (1949-1997) | 110 |
| Allocation of election broadcasting time and funds | 111 |
| The 45th Parliament | |
| The Cabinet | 114 |
| Membership of Select Committees | 117 |

Electoral Commission
Level 6, Greenock House
39 The Terrace
P O Box 3050
Wellington, New Zealand
Tel: (4) 474 0670 Fax: (4) 474 0674
email: elect@netlink.co.nz

© December 1997

ISBN 0-478-10658-0

Administration of Parliament
Parliamentary and ministerial salaries
and allowances

Parliamentary Representation

Seats held by political parties
(1890–1996)

Election statistics – analysis of political
parties (1981–1996)

Enrolment and voting statistics (1981–1996)

Maori voter enrolment (1990–1997)

Women in Parliament (1933–1997)

Candidates and MPs by gender (1981–1996)

By-elections since 1984

Premiers and Prime Ministers (1856–1997)

Vice-Regal Representatives (1840–1997)

Speakers of the House of Representatives
(1852–1997)

Key dates in electoral reform (1852–1996)

Registrars of Electors for the electorates

Electoral glossary

Electoral glossary

119

120

124

126

126

128

128

134

134

136

139

141

142

145

156



Electoral Commission
Te Kaitiaki Take Kōwhiri

FOREWORD

The Electoral Compendium provides a compilation of electoral data for quick and easy access.

Contained in this small volume is a wealth of information about New Zealand's electoral process, including detailed material on the 1996 general election.

It also contains concise explanations of the elements of the electoral system, the procedures used in national elections and referendums, an outline of the development of the Parliamentary system of government and a helpful glossary.

Not all of the material is new. Much of it has already been published in other, more detailed, statistical collections and reports. The advantage of this collection is that it is compiled together in a format which makes it readily accessible to the reader.

The Commission acknowledges the assistance it received from the Chief Electoral Office, the Electoral Enrolment Centre and the Parliamentary Service in assembling the material.

The Electoral Commission offers a range of other publications and assistance to anyone who is interested in the electoral process. If you require further information, or would like to comment, please complete and post or fax the mailer elsewhere in this publication. Alternatively you can e-mail the Commission on elect@netlink.co.nz or phone us on (4) 474 0670.

We hope you enjoy the *Compendium*. Corrections and suggestions for future editions are welcome.

Paul Harris

Dr Paul Harris
Chief Executive

*New Zealand's
Democracy*


A PARLIAMENTARY DEMOCRACY

New Zealand is a democratic country in which members of the single chamber of Parliament are chosen in free and fair elections through universal suffrage of all citizens and permanent residents aged 18 years and over.

The term of Parliament is fixed by law. Every New Zealand citizen who is enrolled as an elector is eligible to be a candidate for election as a Member of Parliament. Once the House of Representatives (Parliament) has been dissolved or has expired a general election must be held within a certain time prescribed by law.

As in many other countries which inherited their system of government from Britain, New Zealand follows important elements of the Westminster model of parliamentary government. The major elements of the parliamentary system of government as it has evolved in New Zealand are:

- Important parts of the constitution remain unwritten.
- Each Parliament is legally entitled to change or repeal any law passed by its predecessors (although a larger majority may be required to do so in some cases, e.g. the 'reserved' or 'entrenched' sections of the Electoral Act 1993 and the Constitution Act 1986).
- Parliament is elected by a proportional electoral system known as Mixed Member Proportional (MMP).
- Apart from periods of caretaker government, a government must always have the 'confidence' of at least half the MPs who vote in the House of Representatives on certain crucial votes, called 'votes of confidence'.
- A member of the Executive (i.e. a Minister or an Under-Secretary) must be, or must become, a Member of Parliament.
- The government is accountable to Parliament for its actions and policies and Ministers are answerable in Parliament for their own actions and policies and for the actions and policies of the departments and state agencies under their jurisdiction.
- Most Ministers are members of Cabinet, which is the main decision-making body in government and meets regularly and in secret.



- There is collective Cabinet responsibility, which means that all members of the Executive are expected to support a Cabinet decision, even if they were against it at a Cabinet meeting or were not present at the Cabinet meeting at which the decision was made.
- The judiciary is independent and free from political direction.
- The public service is non-partisan and serves an elected government whatever its party composition.

New Zealand is a constitutional monarchy in which the monarch, the Queen of New Zealand (also called the sovereign and symbolised by the Crown) is the Head of State.

The Governor-General is the Queen's representative in New Zealand. He or she is appointed by the Queen on the advice of the New Zealand Government. The Governor-General has all the powers of the Queen in relation to New Zealand. Although an integral part of the process of government, the Queen and the Governor-General remain politically neutral and do not get involved in the political contest.

The principal functions of Parliament are to provide a Government, enact laws, supervise the Government's administration, vote supply, and redress grievances by way of petition.

The Government cannot act effectively without Parliament because it cannot raise or spend money without parliamentary approval. For most categories of expenditure this approval takes the form of an annual vote of funds to the Government.

Enrolment system

The enrolment of electors is co-ordinated by the **Electoral Enrolment Centre**. Rolls of registered electors for each electorate are maintained on an on-going basis by a Registrar of Electors appointed for each electorate. See Pages 145-154 for contact details of individual Registrars. Information collected for the parliamentary electoral roll is also used to compile local authority electoral rolls and to make up lists of potential jury members.

To register as an elector a person must be at least 18 years old, a New Zealand citizen or a permanent resident of New Zealand and must have lived in the country for at least one year at some stage during their life. They must also have lived continuously for at least one month at the address for which they apply to be registered.

Once a person has registered, he or she must let a Registrar of Electors know whenever they shift to a new address. They do this by filling in a 'Change of Address Request' which like enrolment forms can be obtained from any New Zealand Post Shop or postal agency. In every year in which Parliament is due to expire each elector will receive a letter from the Electoral Enrolment Centre which gives details of their enrolment. Each elector is asked to check these details, make any necessary changes and return the form to their local Registrar of Electors in the envelope provided.

New Zealand citizens who have been overseas for three years or less, and permanent residents who have been overseas for 12 months or less, remain on the roll of the electorate for which they were last enrolled.

A person who does not want his or her name to be printed in the roll for their electorate because it could be prejudicial to their personal safety can ask to have their name included on the unpublished roll. This means that they will have to cast a special vote at election time but the electoral roll will not be able to be used by anyone to find their address.

The MMP Voting System

The 1996 general election was the first to elect a Parliament under the MMP voting system. The system was introduced after the second and final referendum held in conjunction with the 1993 general election. See Page 110.

There are usually 120 Members of Parliament under the MMP voting system. In 1996, 65 MPs were elected to represent the 60 General Electorates and 5 Maori Electorates. The other 55 MPs were elected from lists of candidates nominated by registered political parties.

Under MMP, each person who is registered as an elector for a General Electorate or a Maori Electorate can cast two votes, both of which are on a single ballot paper. For a sample ballot form see Pages 16-17.

The Party Vote shows all the registered political parties who have nominated a party list for the general election.

The other vote, the Electorate Vote, is for an electorate MP to represent the General or Maori electorate for which the voter is registered as an elector.

The candidate in each electorate who wins more Electorate Votes than any other candidate is declared elected as the Member of Parliament for that electorate.

In general, each registered party's total number of Party Votes decides its share of all 120 seats in Parliament. However, a registered party must cross the 'threshold' before it is entitled to a share of all the seats based on its total number of Party Votes: either it must win at least 5 percent of all the Party Votes cast at the election, or it must win at least one General or Maori electorate seat.

Each party that crosses the threshold will receive enough list seats to add to any electorate seats it has won so that its share of the total 120 seats is close to its share of the 'effective Party Votes' cast at the election.

Parties which get list seats fill those seats from the list of candidates they nominated before the general election. List candidates become MPs in the order they are shown on their party's list. Voters cannot change a party's ordering of its list candidates and any dual candidate who wins an electorate seat has his or her name deleted from the party list.

THE ELECTORAL AGENCIES

Several agencies have a major role in the administration of the parliamentary electoral system. Their functions can be summarised as follows:

Representation Commission

Determines boundaries of General and Maori electorates after each five-yearly population census and Maori Electoral Option.

The Commission's membership comprises a chairman (normally a judge of the District Court) the Surveyor-General, the Government Statistician, the Chief Electoral Officer, the chairman of the Local Government Commission and two appointed members to represent the Government and Opposition parties. The Chief Executive of Te Puni Kokiri joins the Commission for the purposes of determining the Maori electoral districts and there are two further appointed Maori members to represent the Government and the Opposition parties. Secretarial services are provided by the Chief Electoral Office. As soon as it has done its work the Representation Commission goes out of existence until it is required again following the next census.

Contact:

P O Box 3220, Wellington. Phone: (4) 495 0030.

Chief Electoral Office

Conducts general elections, by-elections and referenda.

The office is a division of the Ministry of Justice.

Returning Officers for the 65 electorates are employed by the agency.

Chief Electoral Officer: Phil Whelan.

Deputy Chief Electoral Officer: Hugh Garland.

Contact:

Level 1, 110 Featherston Street, Wellington.

P O Box 3220, Wellington.

Phone: (04) 495 0030. Fax: (04) 495 0031.

E-mail: chief.electoral.office.nz@justice.govt.nz



Electoral Commission:

Registers political parties and party logos.

Receives registered parties' annual returns of donations and returns of election

expenses. Allocates election broadcasting time and funds to eligible political parties.

Conducts public education about electoral matters.



Electoral Commission
Te Kaiiaki Take Kōwhiri

The commissioners of the independent statutory agency are the Rt Hon I.L. McKay (President), the Chief Judge of the Maori Land Court, Chief Judge E.T.J. Durie, the Secretary for Justice, Colin Keating, and the Chief Executive, Dr Paul Harris. Two additional members to represent the Government and the Opposition are appointed for the allocation of election broadcasting time and funds.

Senior Legal Adviser: Geoff Barnett.

Manager Administration: David Flux.

Manager Communications: Douglas Eckhoff.

Contact:

Level 6, Greenock House, 39 The Terrace, Wellington.

P O Box 3050, Wellington.

Phone: (4) 474 0670. Fax: (4) 474 0674.

E-mail: elect@netlink.co.nz

Electoral Enrolment Centre

Compiles and maintains electoral rolls.

Conducts the Maori Option.

The Centre is a self-contained business unit

of New Zealand Post Ltd which undertakes the compilation of the rolls under contract to the Ministry of Justice. The Registrar of Electors in each electorate district is employed by the Centre.

See Pages 145-154.

National Manager: Murray Wicks.

Manager Operations: Mark Johns

Manager Systems: Bob Chandler

Contact:

Level 2, Mainzeal Building, 181 Vivian Street, Wellington.

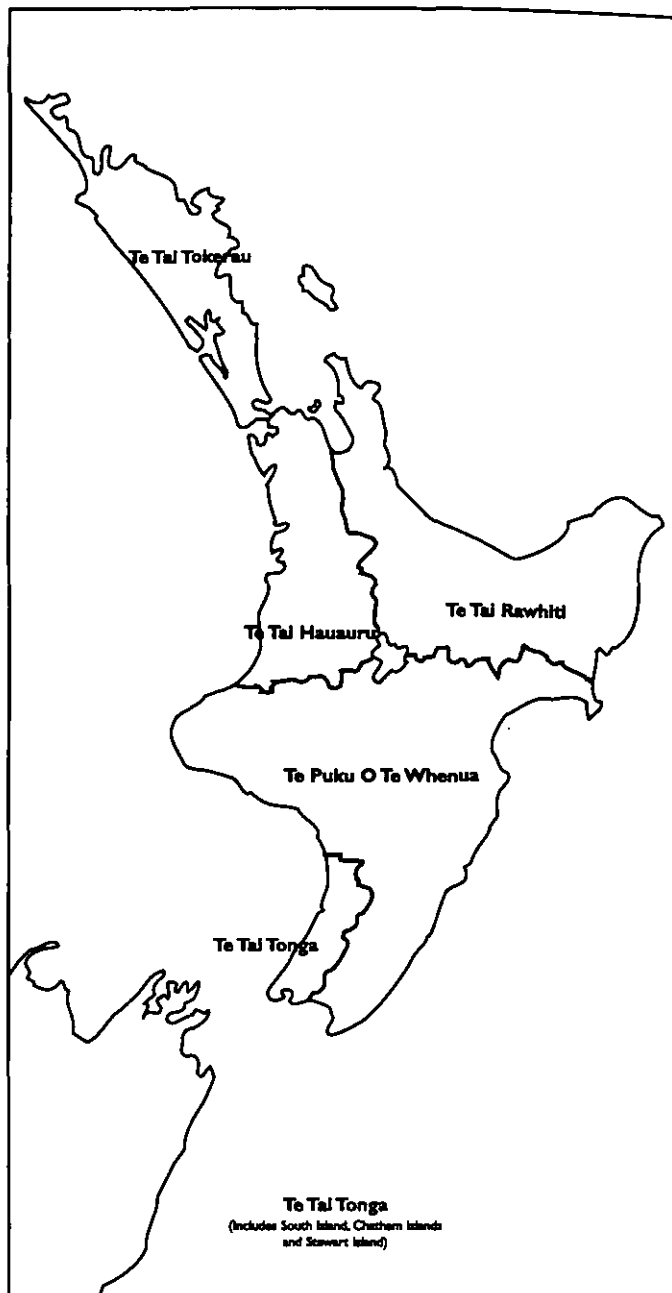
P O Box 190, Wellington.

Phone: (4) 801 0700. Fax: (4) 801 0709.

E-mail: enrol@netlink.co.nz



NGA TAKIWA POOTI MAORI MAORI ELECTORATES, 1996



SETTING ELECTORATE BOUNDARIES

New Zealand's electorate boundaries are set by an independent Representation Commission after each five yearly census. This is done on the basis of total ordinary resident population (adults and children) and not on the basis of the number of people who have registered as electors.

Each set of electorate boundaries comes into effect for general elections as soon as the Representation Commission delivers its report to the Governor-General and publishes the new boundaries in the *New Zealand Gazette*. The boundaries last until the next set is finalised after the next population census. If there is a by-election it will use the same boundaries as the previous general election.

Because there are two types of electorate—Maori and General—the law defines two types of population around which the boundaries of each kind of electorate can be drawn.

The Government Statistician calculates the 'Maori electoral population' by:

- (a) calculating the ratio of the number of people registered on all the Maori electoral rolls compared to the total number of people on all the electoral rolls, General and Maori, who said they were of Maori descent when they last enrolled; then
- (b) applying that proportion to the total number of people (adults and children) who said they were of Maori descent at the most recent population census.

The 'General electoral population' is the total ordinary resident population compiled during the latest census minus the Maori electoral population.

After each census the process of redrawing electorate boundaries begins with a four-month Maori Electoral Option. During this period, electors who are registered on

the Maori roll and those on the General roll who indicated on their enrolment forms that they are of Maori descent are sent a letter asking them to choose which type of roll they want to be registered on—the Maori electoral roll or the General electoral roll.

Once they have made their choice the person cannot change the type of roll they are registered on until the next Maori Electoral Option is held in five years time. If Maori who are already registered as electors do not make a choice during the Maori Electoral Option period, they stay on the type of roll they were already on.

The results of the Maori Electoral Option form the basis for calculating the Maori electoral population and the General electoral population, and affect the number of Maori seats there will be for the next five to eight years. They also affect the boundaries of all seats, General and Maori. So the process of drawing electorate boundaries cannot begin until the Maori Electoral Option has been held.

The number of Maori electorate seats can rise or fall depending on the number of Maori who choose to be registered on the Maori electoral roll. A change in the number of Maori seats can affect the number of General seats in the North Island and the number of list seats.

There are presently five Maori electorate seats in Parliament, but as a result of the 1997 Maori Electoral Option there will be six contested at the 1999 general election.

The number of General electorate seats in the South Island is fixed at 16.

Each electorate must have an electoral population that is within ± 5 per cent (i.e. between 95% and 105%) of its appropriate quota. The quotas and population ranges for the electorate boundaries to be drawn following the 1996 census and the 1997 Maori Electoral Option are as follows:

| | General Electorates | | Maori Electorates |
|-----------------------|---------------------|--------------|-------------------|
| | North Island | South Island | |
| Electoral Population | 2,416,049 | 865,676 | 336,997 |
| Number of Electorates | 45 | 16 | 6 |
| Population Quota | 53,690 | 54,105 | 56,166 |
| Minimum Population | 51,006 | 51,400 | 53,358 |
| Maximum Population | 56,374 | 56,810 | 58,974 |

The Representation Commission must also consider the following factors when it draws the electorate boundaries –

1. Existing electorate boundaries.
2. Community of interest. When drawing the boundaries of the Maori electorates, the Commission must also take into account community of interest among members of Maori tribes.
3. Communications links.
4. Topographical features such as mountains and rivers.
5. Any anticipated changes – such as above average growth or decline – in each electorate's population between one set of boundaries and the next.

Each voter has

2 votes

All voters choose between the same parties on their Party Vote, whether they are enrolled for a General electorate or for a Maori electorate.

vote 1

Party Vote

vote 2

Electorate Vote

This vote is for one of the registered parties that has submitted a party list. The list shows the candidates in the order the party wants them elected to Parliament.

This vote is for one of the candidates for the General or Maori electorate for which the voter is enrolled. The candidate who gets the most votes becomes the MP for that electorate.

To qualify

a registered party must cross the threshold by winning at least 5% of all the Party Votes or by winning at least 1 General or Maori electorate seat.

If an electorate seat is won by an Independent candidate or by a candidate for a party that isn't on the Party Vote, the number of seats shared among qualifying parties is reduced accordingly.

Each qualifying party's share of all 120 seats in Parliament is decided by its share of the Party Votes cast for all the qualifying parties.

A qualifying party doesn't get any list seats if it wins more electorate seats than the total number of seats it is entitled to. However it keeps the extra seats it has won (called 'overhang seats') and the number of seats in Parliament is increased by the number of overhang seats until the next general election. The number of seats won by other parties is not changed.

If a qualifying party's share of the Party Votes entitles it to more seats than the number of electorate seats it has won, it gets enough list seats to add to its electorate seats to bring it up to the number it should have.

A party's list seats are filled by candidates in the order they appear on the party's list after deleting any candidate who has won an electorate seat.

Parliament
electorate MPs + list MPs

YOU HAVE 2 VOTES















PARTY VOTE

Explanation

This vote decides the share of seats which each of the parties listed below will have in Parliament. Vote by putting a tick in the circle immediately after the party you choose.

Vote for only one party

Vote Here

| | | |
|---|-----------------------------------|-----------------------|
|  | LABOUR PARTY | <input type="radio"/> |
|  | ALLIANCE | <input type="radio"/> |
|  | MCGILLICUDDY SERIOUS | <input type="radio"/> |
|  | ACT NEW ZEALAND | <input type="radio"/> |
| | NATURAL LAW PARTY | <input type="radio"/> |
|  | NZ NATIONAL PARTY | <input type="radio"/> |
|  | NEW ZEALAND FIRST PARTY | <input type="radio"/> |
|  | NZ CONSERVATIVE PARTY | <input type="radio"/> |
|  | ADVANCE NZ | <input type="radio"/> |
|  | ANIMALS FIRST | <input type="radio"/> |
| | AOTEAROA LEGALISE CANNABIS PARTY | <input type="radio"/> |
| | ASIA PACIFIC UNITED PARTY | <input type="radio"/> |
|  | CHRISTIAN COALITION | <input type="radio"/> |
|  | ETHNIC MINORITY PARTY | <input type="radio"/> |
| | GREEN SOCIETY | <input type="radio"/> |
|  | MAMA MAORI MOVEMENT | <input type="radio"/> |
| | NZ SUPERANNUANTS AND YOUTH ACTION | <input type="radio"/> |
|  | PROGRESSIVE GREENS | <input type="radio"/> |
| | TE TAWHARAU | <input type="radio"/> |
| | THE LIBERTARIANZ | <input type="radio"/> |
|  | UNITED NEW ZEALAND PARTY | <input type="radio"/> |

Explanation

1. If you spoil this ballot paper, return it to the officer who issued it and apply for a new ballot paper.
2. After voting, fold this ballot paper so that its contents cannot be seen and place it in the ballot box.
3. You must not take this ballot paper out of the polling booth.








ELECTORATE VOTE

Explanation

This vote decides the candidate who will be elected Member of Parliament for the TAUPO ELECTORATE. Vote by putting a tick in the circle immediately after the party you choose.


Vote for only one candidate

Vote Here

| | | |
|-----------------------|--|---|
| <input type="radio"/> | BURTON, Mark LABOUR PARTY |  |
| <input type="radio"/> | CADMAN, Sheryl ALLIANCE |  |
| <input type="radio"/> | DICK, David MCGILLICUDDY SERIOUS |  |
| <input type="radio"/> | DIXON, Adrian ACT NEW ZEALAND |  |
| <input type="radio"/> | FLYNN, Jan NATURAL LAW PARTY | <input type="radio"/> |
| <input type="radio"/> | MCCARTHY, John NZ NATIONAL PARTY |  |
| <input type="radio"/> | PETERS, Jan NEW ZEALAND FIRST PARTY |  |
| <input type="radio"/> | VINEY, Ian NZ CONSERVATIVE PARTY |  |
| <input type="radio"/> | | |
| <input type="radio"/> | | |
| <input type="radio"/> | | |
| <input type="radio"/> | | |
| <input type="radio"/> | | |
| <input type="radio"/> | | |
| <input type="radio"/> | | |
| <input type="radio"/> | | |
| <input type="radio"/> | | |
| <input type="radio"/> | | |
| <input type="radio"/> | | |
| <input type="radio"/> | | |
| <input type="radio"/> | | |
| <input type="radio"/> | | |

Explanation

1. If you spoil this ballot paper, return it to the officer who issued it and apply for a new ballot paper.
2. After voting, fold this ballot paper so that its contents cannot be seen and place it in the ballot box.
3. You must not take this ballot paper out of the polling booth.



1996

Election Results



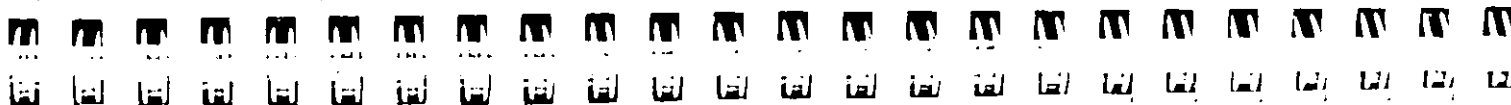
FINAL RESULTS FOR THE 1996 GENERAL ELECTION

| Party | Party Votes | % all party votes | % effective party votes | No. list candidates | List Seats allocated | Electorate Votes | % all electorate votes | No. electorate candidates | Electorate seats won | Total seats won | % all seats |
|---|----------------|-------------------|-------------------------|---------------------|----------------------|------------------|------------------------|---------------------------|----------------------|-----------------|---------------|
| <i>Registered parties - crossed threshold</i> | | | | | | | | | | | |
| NZ NATIONAL PARTY | 701315 | 33.84 | 36.60 | 74 | 14 | 699073 | 33.91 | 64 | 30 | 44 | 36.67 |
| LABOUR PARTY | 584159 | 28.19 | 30.49 | 60 | 11 | 640884 | 31.08 | 65 | 26 | 37 | 30.83 |
| NEW ZEALAND FIRST PARTY | 276603 | 13.35 | 14.44 | 62 | 11 | 278103 | 13.49 | 65 | 6 | 17 | 14.17 |
| ALLIANCE | 209347 | 10.10 | 10.93 | 73 | 12 | 231944 | 11.25 | 65 | 1 | 13 | 10.83 |
| ACT NEW ZEALAND | 126442 | 6.10 | 6.60 | 56 | 7 | 77319 | 3.75 | 62 | 1 | 8 | 6.67 |
| UNITED NEW ZEALAND PARTY | 18245 | 0.88 | 0.95 | 29 | 0 | 42666 | 2.07 | 25 | 1 | 1 | 0.83 |
| subtotal | 1916111 | 92.46 | 100.00 | 354 | 55 | 1969989 | 95.55 | 346 | 65 | 120 | 100.00 |
| <i>Registered parties - under threshold</i> | | | | | | | | | | | |
| CHRISTIAN COALITION | 89716 | 4.33 | | 41 | | 31995 | 1.55 | 37 | | | |
| AOTEAROA LEGALISE CANNABIS PARTY | 34398 | 1.66 | | 19 | | 3420 | 0.17 | 4 | | | |
| McGILLICUDDY SERIOUS | 5990 | 0.29 | | 65 | | 12177 | 0.59 | 45 | | | |
| PROGRESSIVE GREENS | 5288 | 0.26 | | 15 | | 7437 | 0.36 | 23 | | | |
| MANA MAORI MOVEMENT | 4070 | 0.20 | | 18 | | 4763 | 0.23 | 7 | | | |
| ANIMALS FIRST | 3543 | 0.17 | | 7 | | 0 | 0.00 | 0 | | | |
| NATURAL LAW PARTY | 3189 | 0.15 | | 68 | | 5385 | 0.26 | 64 | | | |
| ETHNIC MINORITY PARTY | 2514 | 0.12 | | 11 | | 0 | 0.00 | 0 | | | |
| GREEN SOCIETY | 2363 | 0.11 | | 11 | | 1140 | 0.06 | 8 | | | |
| NZ CONSERVATIVE PARTY | 1431 | 0.07 | | 20 | | 4377 | 0.21 | 6 | | | |
| NZ SUPERANNUANTS AND YOUTH ACTION | 1244 | 0.06 | | 12 | | 686 | 0.03 | 5 | | | |
| ADVANCE NZ | 949 | 0.05 | | 10 | | 637 | 0.03 | 6 | | | |
| THE LIBERTARIANZ | 671 | 0.03 | | 24 | | 553 | 0.03 | 2 | | | |

| | | | | | | | | | | | |
|--|----------------|---------------|--|------------|-----------|----------------|---------------|------------|-----------|--|--|
| ASIA PACIFIC UNITED PARTY | 478 | 0.02 | | 9 | | 293 | 0.01 | 3 | | | |
| TE TAWHARAU | 404 | 0.02 | | 6 | | 818 | 0.04 | 5 | | | |
| REPUBLICAN PARTY no Party List | 0 | 0.00 | | 0 | | 134 | 0.01 | 5 | | | |
| subtotal | 156248 | 7.54 | | 336 | 0 | 73815 | 3.5 | 220 | 0 | | |
| Total | 2072359 | 100.00 | | 690 | 55 | 2043804 | 99.13 | 566 | 65 | | |
| <i>Unregistered Parties and Independents</i> | | | | | | | | | | | |
| INDEPENDENTS | | | | | | 16436 | 0.80 | 28 | | | |
| INDIGENOUS PEOPLES | | | | | | 669 | 0.03 | 3 | | | |
| BLOKES LIBERATION | | | | | | 139 | 0.01 | 1 | | | |
| COMMUNIST LEAGUE | | | | | | 99 | 0.01 | 2 | | | |
| NZ PROGRESSIVE PARTY | | | | | | 196 | 0.01 | 3 | | | |
| NGA IWI MOREHU MOVEMENT | | | | | | 194 | 0.01 | 1 | | | |
| AROHA-NGIA-TATOU | | | | | | 68 | 0.00 | 1 | | | |
| CITIZENS PARTY | | | | | | 18 | 0.00 | 1 | | | |
| DOMINION WORKERS | | | | | | 41 | 0.00 | 2 | | | |
| PRIVATE ENTERPRISE | | | | | | 39 | 0.00 | 1 | | | |
| NZ ECONOMIC EUTHENICS | | | | | | 16 | 0.00 | 1 | | | |
| WORLD SOCIALIST PARTY (NZ) | | | | | | 27 | 0.00 | 1 | | | |
| subtotals | | | | | | 17942 | 0.87 | 45 | | | |
| Totals | 2072359 | 100.00 | | 690 | 55 | 2061746 | 100.00 | 611 | 65 | | |
| Valid Votes | 2072359 | 99.61 | | | | 2061746 | 99.10 | | | | |
| Informal Votes | 8183 | 0.39 | | | | 18796 | 0.90 | | | | |
| subtotal | 2080542 | 100.00 | | | | 2080542 | 100.00 | | | | |
| Special votes disallowed | 54633 | | | | | 54633 | | | | | |
| Totals | 2135175 | | | | | 2135175 | | | | | |

ELECTORATE STATISTICS FOR THE 1996 GENERAL ELECTION

| Electorate | enrolled electors | turnout (%)* | split votes (%)§ | informal PV(%)† | informal EV(%)‡ | special votes allowed‡ | special votes disallowed‡ | % special votes allowed |
|----------------------|-------------------|--------------|------------------|-----------------|-----------------|------------------------|---------------------------|-------------------------|
| Albany | 40,846 | 89.29 | 39.02 | 0.21 | 0.67 | 3,696 | 711 | 83.87 |
| Aoraki | 37,625 | 89.13 | 35.07 | 0.36 | 0.87 | 2,211 | 245 | 90.02 |
| Auckland Central | 38,697 | 91.72 | 41.59 | 0.41 | 0.85 | 5,364 | 1,792 | 74.96 |
| Banks Peninsula | 42,660 | 91.22 | 32.87 | 0.23 | 0.59 | 3,510 | 528 | 86.92 |
| Bay of Plenty | 38,512 | 87.58 | 30.06 | 0.36 | 0.75 | 2,517 | 821 | 75.40 |
| Christchurch Central | 36,087 | 87.23 | 33.40 | 0.30 | 1.56 | 3,880 | 986 | 79.74 |
| Christchurch East | 37,091 | 88.36 | 31.41 | 0.29 | 1.12 | 2,742 | 644 | 80.98 |
| Clutha-Southland | 37,033 | 86.41 | 30.80 | 0.28 | 0.64 | 2,047 | 448 | 82.04 |
| Coromandel | 41,377 | 88.80 | 37.61 | 0.32 | 1.09 | 2,772 | 648 | 81.05 |
| Dunedin North | 37,732 | 90.44 | 36.03 | 0.30 | 1.15 | 2,811 | 526 | 84.24 |
| Dunedin South | 39,814 | 90.48 | 41.89 | 0.33 | 0.76 | 2,433 | 485 | 83.38 |
| Epsom | 41,020 | 91.47 | 43.95 | 0.25 | 0.64 | 5,189 | 1,235 | 80.78 |
| Hamilton East | 37,550 | 89.25 | 32.97 | 0.24 | 0.78 | 3,336 | 795 | 80.76 |
| Hamilton West | 38,661 | 87.62 | 29.71 | 0.24 | 0.67 | 3,192 | 875 | 78.49 |
| Hunua | 36,135 | 88.15 | 40.19 | 0.31 | 0.73 | 2,971 | 923 | 76.30 |
| Hutt South | 35,605 | 90.64 | 33.27 | 0.39 | 1.07 | 2,852 | 763 | 78.89 |
| Ilam | 42,098 | 91.15 | 41.22 | 0.21 | 0.94 | 3,363 | 601 | 84.84 |
| Invercargill | 36,482 | 87.81 | 33.19 | 0.36 | 0.65 | 2,423 | 326 | 88.14 |
| Kaikoura | 38,995 | 88.38 | 33.62 | 0.28 | 0.86 | 2,805 | 448 | 86.23 |



| | | | | | | | | |
|------------------|--------|-------|-------|------|------|-------|-------|-------|
| Karapiro | 38,102 | 85.82 | 29.23 | 0.26 | 0.64 | 2,446 | 481 | 83.57 |
| Mahia | 32,517 | 87.53 | 39.07 | 0.27 | 0.96 | 2,344 | 669 | 77.80 |
| Mana | 31,620 | 90.93 | 33.55 | 0.48 | 1.09 | 2,872 | 842 | 77.33 |
| Mangere | 30,219 | 85.51 | 23.23 | 1.04 | 1.94 | 2,970 | 1,636 | 64.48 |
| Manukau East | 38,973 | 88.26 | 35.52 | 0.55 | 1.21 | 3,645 | 1,464 | 71.34 |
| Manurewa | 31,484 | 85.68 | 32.38 | 0.44 | 0.82 | 2,855 | 1,499 | 65.57 |
| Maungakiekie | 38,309 | 89.81 | 30.63 | 0.49 | 1.23 | 4,442 | 1,935 | 69.66 |
| Napier | 37,146 | 89.40 | 38.50 | 0.37 | 1.21 | 2,653 | 597 | 81.63 |
| Nelson | 39,890 | 88.15 | 42.93 | 0.42 | 0.47 | 2,533 | 415 | 85.92 |
| New Lynn | 36,295 | 88.90 | 35.28 | 0.36 | 1.03 | 3,157 | 1,344 | 70.14 |
| New Plymouth | 38,822 | 88.19 | 43.32 | 0.45 | 0.61 | 2,569 | 389 | 86.85 |
| North Shore | 41,193 | 90.41 | 41.62 | 0.20 | 0.62 | 3,799 | 765 | 83.24 |
| Northcote | 38,926 | 89.21 | 39.38 | 0.27 | 0.78 | 3,393 | 863 | 79.72 |
| Northland | 34,583 | 86.90 | 36.34 | 0.34 | 0.65 | 2,516 | 758 | 76.85 |
| Ohariu-Belmont | 37,135 | 91.02 | 69.33 | 0.27 | 2.22 | 3,369 | 576 | 85.40 |
| Otago | 41,202 | 89.44 | 40.91 | 0.38 | 0.78 | 2,946 | 628 | 82.43 |
| Otakū | 39,760 | 90.19 | 31.57 | 0.40 | 0.64 | 2,691 | 677 | 79.90 |
| Owairaka | 38,108 | 90.74 | 34.63 | 0.71 | 1.30 | 4,330 | 1,560 | 73.51 |
| Pakuranga | 38,882 | 89.53 | 33.88 | 0.27 | 0.88 | 2,964 | 643 | 82.17 |
| Palmerston North | 38,389 | 88.57 | 38.84 | 0.32 | 0.81 | 3,035 | 601 | 83.47 |
| Port Waikato | 34,194 | 86.63 | 29.30 | 0.36 | 0.92 | 2,617 | 751 | 77.70 |
| Rakaia | 38,998 | 88.19 | 31.96 | 0.31 | 0.82 | 2,620 | 348 | 88.27 |
| Rangitikei | 37,581 | 88.23 | 39.25 | 0.27 | 0.65 | 2,357 | 494 | 82.67 |

| Electorate | enrolled electors | turnout (%)* | split votes (%)§ | informal PV(%)† | informal EV(%)‡ | special votes allowed‡ | special votes disallowed‡ | % special votes allowed |
|---------------------------|-------------------|--------------|------------------|-----------------|-----------------|------------------------|---------------------------|-------------------------|
| Rimutaka | 35,581 | 90.18 | 36.21 | 0.29 | 0.71 | 2,590 | 544 | 82.64 |
| Rodney | 44,245 | 89.19 | 45.19 | 0.26 | 1.04 | 3,384 | 753 | 81.80 |
| Rongotai | 40,424 | 90.73 | 37.45 | 0.41 | 1.08 | 4,395 | 1,200 | 78.55 |
| Rotorua | 34,517 | 88.60 | 35.69 | 0.27 | 0.66 | 2,484 | 798 | 75.69 |
| Tairāhiki | 36,653 | 91.24 | 38.77 | 0.40 | 1.11 | 3,985 | 1,258 | 76.01 |
| Taranaki-King Country | 32,673 | 86.05 | 27.05 | 0.39 | 0.93 | 2,106 | 503 | 80.72 |
| Taupo | 34,637 | 85.60 | 32.48 | 0.30 | 0.81 | 2,537 | 821 | 75.55 |
| Tauranga | 43,735 | 89.13 | 39.05 | 0.37 | 0.64 | 3,255 | 723 | 81.83 |
| Tukituki | 36,582 | 88.89 | 35.49 | 0.37 | 0.85 | 2,571 | 713 | 78.29 |
| Waimakariri | 39,619 | 89.89 | 38.61 | 0.39 | 0.48 | 2,601 | 483 | 84.34 |
| Waipareira | 40,139 | 87.73 | 37.01 | 0.53 | 1.01 | 3,387 | 1,126 | 75.05 |
| Wairarapa | 36,979 | 88.37 | 35.94 | 0.35 | 0.57 | 2,180 | 373 | 85.39 |
| Waitakere | 37,863 | 88.24 | 34.00 | 0.19 | 0.85 | 3,384 | 974 | 77.65 |
| Wellington Central | 45,130 | 93.49 | 54.60 | 0.26 | 0.49 | 6,046 | 961 | 86.29 |
| West Coast-Tasman | 35,390 | 88.42 | 39.04 | 0.44 | 0.58 | 2,263 | 462 | 83.05 |
| Whanganui | 37,169 | 88.24 | 33.93 | 0.33 | 0.79 | 2,032 | 516 | 79.75 |
| Whangarei | 39,019 | 87.64 | 43.89 | 0.44 | 0.71 | 2,659 | 541 | 83.09 |
| Wigram | 39,955 | 88.66 | 42.11 | 0.41 | 1.03 | 3,405 | 863 | 79.78 |
| General Electorate Totals | 2,276,658 | 88.95 | 37.22 | 0.35 | 0.87 | 184,501 | 47,347 | 79.58 |

| | | | | | | | | |
|-------------------------|-----------|-------|-------|------|------|---------|--------|-------|
| Te Puku o Te Whenua | 26,193 | 76.98 | 31.91 | 1.42 | 1.38 | 5,551 | 1,374 | 80.16 |
| Te Tai Hauāuru | 29,865 | 74.28 | 28.70 | 1.74 | 1.85 | 7,172 | 1,317 | 84.49 |
| Te Tai Rawhiti | 28,639 | 81.36 | 30.29 | 0.97 | 1.51 | 3,884 | 1,992 | 66.10 |
| Te Tai Tokerau | 29,625 | 78.24 | 35.97 | 1.09 | 1.22 | 7,149 | 1,692 | 80.86 |
| Te Tai Tonga | 27,607 | 77.31 | 37.09 | 0.89 | 1.37 | 10,232 | 911 | 91.82 |
| Maori Electorate Totals | 141,929 | 77.62 | 32.81 | 1.22 | 1.36 | 33,988 | 7,286 | 82.35 |
| Combined Totals | 2,418,587 | 88.28 | 37.00 | 0.39 | 0.90 | 218,489 | 54,633 | 80.00 |

* valid ordinary and special votes + informal ordinary and special votes + disallowed special votes as percentage of enrolled electors

§ split electorate votes as percentage of total valid electorate votes

† informal votes as percentage of formal votes + informal votes; PV = party votes, EV = electorate votes

‡ includes Tangata Whenua votes

SUCCESSFUL CANDIDATES, 1996 ELECTION

| MP | Party | Electorate* | List no. |
|--|--------------------------|------------------------------|----------|
| ANAE, Arthur | NZ National Party | | 19 |
| ANDERTON, Jim | Alliance | Wigram | 1 |
| AWATERE-HUATA, Donna | Act New Zealand | Te Puku O Te Whenua | 4 |
| BANKS, John | NZ National Party | Whangarei | 16 |
| BARKER, Rick | Labour Party | Tukituki | 28 |
| BARNETT, Tim | Labour | Christchurch Central | |
| BATTEN, Ann | New Zealand First Party | North Shore | 3 |
| BIRCH, Bill | NZ National Party | Port Waikato | 3 |
| BLOXHAM, Jenny | New Zealand First Party | Aoraki | 5 |
| BOLGER, James Brendan | NZ National Party | Taranaki-King Country | 1 |
| BRADFORD, Max | NZ National Party | Rotorua | |
| BRAYBROOKE, Geoff | Labour | Napier | |
| BROWN, Peter | New Zealand First Party | Bay of Plenty | 13 |
| BROWNLEE, Gerry | NZ National Party | Ilam | 47 |
| BUNKLE, Phillida | Alliance | Ohariu-Belmont | 9 |
| BURTON, Mark | Labour Party | Taupo | 10 |
| CARTER, David | NZ National Party | Banks Peninsula | 41 |
| CARTER, John | NZ National Party | Northland | 34 |
| CLARK, Helen | Labour Party | Owairaka | 1 |
| CORKERY, Pam | Alliance | | 6 |
| CREECH, Wyatt | NZ National Party | Wairarapa | 12 |
| CULLEN, Michael | Labour Party | Dunedin South | 2 |
| DALZIEL, Lianne | Labour Party | | 4 |
| DELAMERE, John | New Zealand First Party | Te Tai Rawhiti | 18 |
| DONALD, Rod | Alliance | Banks Peninsula | 10 |
| DONNELLY, Brian John | New Zealand First Party | Whangarei | 6 |
| DUNNE, Peter | United New Zealand Party | Ohariu-Belmont | 3 |
| DUYNHOFEN, Harry | Labour | New Plymouth | |
| DYSON, Ruth | Labour Party | Banks Peninsula | 19 |
| EAST, Paul | NZ National Party | | 5 |
| ELDER, Jack Arnold | New Zealand First Party | Waipareira | 7 |
| ENGLISH, Bill | NZ National Party | Clutha-Southland | 9 |
| FIELD, Taito Phillip | Labour | Mangere | |
| FITZSIMONS, Jeanette | Alliance | Coromandel | 3 |
| FLETCHER, Chris | NZ National Party | Epsom | 22 |
| GERARD, Jim* | NZ National Party | Waimakariri | 17 |
| *resigned 23 April 1997, replaced by Annabel Young | | | |
| GILLON, Grant | Alliance | Northcote | 11 |
| GOFF, Phil | Labour | New Lynn | |
| GORDON, Liz | Alliance | Christchurch Central | 13 |
| GOSCHE, Mark | Labour Party | | 5 |
| GRAHAM, Doug | NZ National Party | | 6 |
| GRESHAM, Peter | NZ National Party | Whanganui | 24 |
| GROVER, Frank | Alliance | Northland | 5 |
| HARRE, Laila Jane | Alliance | Waipareira | 8 |
| HASLER, Marie | NZ National Party | Waitakere | 27 |
| HAWKE, Joe | Labour Party | Te Tai Tokerau | 15 |
| HAWKINS, George | Labour | Manurewa | |
| HENARE, Tau | New Zealand First Party | Te Tai Tokerau | 2 |
| HERLIHY, Gavan James | NZ National Party | Otago | 57 |
| HIDE, Rodney | Act New Zealand | Auckland Central | 7 |
| HOBBS, Marian | Labour Party | Kaikoura | 12 |
| HODGSON, Pete | Labour Party | Dunedin North | 30 |
| HUNT, Jonathan Lucas | Labour Party | Tamaki | 7 |
| JENNINGS, Owen | Act New Zealand | West Coast-Tasman | 6 |
| KEALL, Judy | Labour | Otaki | |
| KELLY, Graham | Labour Party | Mana | 13 |
| KIDD, Douglas Lorimer | NZ National Party | Kaikoura | 14 |
| KING, Annette | Labour Party | Rongotai | 6 |
| KIRTON, Neil Francis | New Zealand First Party | Hamilton West | 12 |
| KOPU, Manu Alamein | Alliance | Te Tai Rawhiti | 12 |

| MP | Party | Electorate* | List no. |
|--------------------------|-------------------------|-----------------------------|----------|
| KYD, Warren | NZ National Party | Hunua | 40 |
| LEE, Sandra | Alliance | Auckland Central | 2 |
| LUXTON, John | NZ National Party | Karapiro | 33 |
| MACKEY, Janet | Labour Party | Mahia | 17 |
| MAHAREY, Steven | Labour | Palmerston North | |
| MAHUTA, Nanaia | Labour Party | Te Tai Hauauru | 8 |
| MALLARD, Trevor | Labour | Hutt South | |
| MAPP, Wayne | NZ National Party | North Shore | 58 |
| MARK, Ron | New Zealand First Party | Christchurch Central | 11 |
| MARSHALL, Denis | NZ National Party | Rangitikei | 32 |
| MAXWELL, Roger | NZ National Party | New Plymouth | 25 |
| McCARDLE, Peter | New Zealand First Party | Rimutaka | 4 |
| McCULLY, Murray | NZ National Party | Albany | 21 |
| McDONALD, Robyn | New Zealand First Party | Coromandel | 14 |
| McKINNON, Don | NZ National Party | | 2 |
| McLAUCHLAN, Joy | NZ National Party | Hutt South | 13 |
| McLEAN, Murray | NZ National Party | Coromandel | |
| MOORE, Mike | Labour | Waimakariri | |
| MORGAN, Tukoroirangi | New Zealand First Party | Te Tai Hauauru | 10 |
| MORRIS, Deborah | New Zealand First Party | Hutt South | 9 |
| NEESON, Brian | NZ National Party | Waipareira | 35 |
| NEWMAN, Muriel | Act New Zealand | Whangarei | 8 |
| O'CONNOR, Damien | Labour Party | West Coast-Tasman | 32 |
| O'REGAN, Katherine | NZ National Party | Tauranga | 10 |
| PECK, Mark | Labour Party | Invercargill | 21 |
| PETERS, Winston | New Zealand First Party | Tauranga | 1 |
| PETTIS, Jill | Labour Party | Whanganui | 14 |
| PREBBLE, Richard William | Act New Zealand | Wellington Central | 1 |
| QUIGLEY, Derek Francis | Act New Zealand | North Shore | 2 |
| REVELL, Ian | NZ National Party | Northcote | 36 |
| ROBERTSON, Ross | Labour | Manukau East | |
| ROBSON, Matt | Alliance | Maungakiekie | 7 |
| ROY, Eric | NZ National Party | Invercargill | 23 |
| RYALL, Tony | NZ National Party | Bay of Plenty | 29 |
| SAMUELS, Dover | Labour Party | | 3 |
| SCHNAUER, Patricia | Act New Zealand | Tamaki | 5 |
| SHIPLEY, Jenny | NZ National Party | Rakala | 4 |
| SHIRLEY, Ken | Act New Zealand | Ohariu-Belmont | 3 |
| SIMCOCK, Bob | NZ National Party | Hamilton West | 45 |
| SIMICH, Clem | NZ National Party | Tamaki | 42 |
| SMITH, Lockwood | NZ National Party | Rodney | 8 |
| SMITH, Nick | NZ National Party | Nelson | 30 |
| SOWRY, Roger Morrison | NZ National Party | Otaki | 15 |
| STEEL, Tony | NZ National Party | Hamilton East | 44 |
| SUTHERLAND, Larry | Labour | Christchurch East | |
| SUTTON, Jim | Labour Party | Aoraki | 18 |
| SWAIN, Paul | Labour | Rimutaka | |
| TE HEUHEU, Georgina | NZ National Party | | 7 |
| TIZARD, Judith Ngaire | Labour Party | Auckland Central | 11 |
| TURIA, Tariana | Labour Party | | 20 |
| UPTON, Simon | NZ National Party | | 11 |
| VERNON, Belinda | NZ National Party | Maungakiekie | 18 |
| WAITAI, Rana | New Zealand First Party | Te Puku O Te Whenua | 27 |
| WHITE, Jill | Labour Party | Rangitikei | 9 |
| WILLIAMSON, Maurice | NZ National Party | Pakuranga | 20 |
| WONG, Pansy Y.F. | NZ National Party | | 26 |
| WOOLERTON, Doug | New Zealand First Party | Hamilton East | 8 |
| WRIGHT, John | Alliance | Waimakariri | 4 |
| WYLLIE, Tutekawa | New Zealand First Party | Te Tai Tonga | 36 |
| YATES, Dianne Fae | Labour Party | Hamilton East | 16 |

* Electorates of electorate MPs shown in bold.

RESOURCES ON THE INTERNET

If you are interested in up-to-date information about the New Zealand electoral system you should view the special Internet website devoted to the topic at:

<http://www.govt.nz/elections>

People who want to find out how the MMP system works or how to get themselves on the electoral roll can find the answers they need by viewing the information provided on the site by the three electoral agencies. It also contains detailed maps showing the boundaries of the country's 65 electorates.

In addition, the agencies have produced several explanatory videos in the VHS format which are available for loan or purchase.

Among those available:

On a Roll

Television personality Mark Wright takes a look at the work of the Electoral Enrolment Centre and outlines how the electoral rolls are compiled.

Electoral Enrolment Centre

The Filled Roll

This also features Mark Wright who goes to some unusual lengths to show how easy it is to complete an application form for enrolment.

Electoral Enrolment Centre

MMP

A straight-forward explanation of the MMP system. It covers how an election is conducted under MMP, and the differences between the Party Vote and the Electorate Vote.

Electoral Commission

The Ballot Box

The Murray Ball characters, Wal and Dog from Footrot Flats, demonstrate a few basic facts about MMP: everyone has two votes, the purpose of the two votes, how list MPs are elected and how the proportionality is worked out.

Electoral Commission

Requests for any of these videotapes should be made direct to the relevant agency. See Pages 6-7.

There are also useful pamphlets available on request outlining different aspects of the electoral system.

RESULTS FOR EACH ELECTORATE

| ALBANY Party Votes | | Votes | % |
|-------------------------------------|--|--------|--------|
| ACT NEW ZEALAND | | 3,910 | 10.96 |
| ADVANCE NZ | | 55 | 0.16 |
| ALLIANCE | | 2,288 | 6.41 |
| ANIMALS FIRST | | 61 | 0.17 |
| ROTEAROHA LEGALISE CANNABIS PARTY | | 507 | 1.42 |
| ASIA PACIFIC UNITED PARTY | | 4 | 0.01 |
| CHRISTIAN COALITION | | 1,603 | 4.49 |
| ETHNIC MINORITY PARTY | | 69 | 0.19 |
| GREEN SOCIETY | | 16 | 0.04 |
| LABOUR PARTY | | 7,221 | 20.24 |
| MANA MAORI MOVEMENT | | 1 | 0.00 |
| McGILLICUDDY SERIOUS | | 88 | 0.25 |
| NATURAL LAW PARTY | | 50 | 0.14 |
| NZ CONSERVATIVE PARTY | | 7 | 0.02 |
| NEW ZEALAND FIRST PARTY | | 3,536 | 9.91 |
| NZ NATIONAL PARTY | | 15,812 | 44.31 |
| NZ SUPERANNUITANTS AND YOUTH ACTION | | 18 | 0.05 |
| PROGRESSIVE GREENS | | 121 | 0.34 |
| THE TAWHARAU | | 0 | 0.00 |
| THE LIBERTARIANZ | | 15 | 0.04 |
| UNITED NEW ZEALAND PARTY | | 303 | 0.85 |
| Total valid Party Votes | | 33,685 | 100.00 |
| Informal Party Votes | | 74 | |

| Electorate Votes | | Votes | % |
|------------------------------|-------------------------|--------|--------|
| THOMAS, Marilyn | ACT NEW ZEALAND | 1,820 | 5.12 |
| McCONACHY, Heather Ann | ALLIANCE | 4,621 | 13.01 |
| HILLIPS, Judith | CHRISTIAN COALITION | 942 | 2.65 |
| HUTCHINSON, Colin | LABOUR PARTY | 3,753 | 10.57 |
| EVIN, Tina | McGILLICUDDY SERIOUS | 283 | 0.80 |
| HOPWOOD, Tom | NATURAL LAW PARTY | 82 | 0.23 |
| HEFFERMAN, Terry | NEW ZEALAND FIRST PARTY | 5,992 | 16.87 |
| McCULLY, Murray | NZ NATIONAL PARTY | 17,639 | 49.66 |
| ALLEN, Miles | PROGRESSIVE GREENS | 389 | 1.10 |
| Total valid Electorate Votes | | 35,521 | 100.00 |
| Informal Electorate Votes | | 238 | |
| Majority | | 11,647 | |

| AORAKI Party Votes | | Votes | % |
|-------------------------------------|--|--------|--------|
| ACT NEW ZEALAND | | 1,677 | 5.06 |
| ADVANCE NZ | | 6 | 0.02 |
| ALLIANCE | | 4,491 | 13.54 |
| ANIMALS FIRST | | 42 | 0.13 |
| AOTEAROA LEGALISE CANNABIS PARTY | | 615 | 1.85 |
| ASIA PACIFIC UNITED PARTY | | 0 | 0.00 |
| CHRISTIAN COALITION | | 1,211 | 3.65 |
| ETHNIC MINORITY PARTY | | 3 | 0.0 |
| GREEN SOCIETY | | 17 | 0.05 |
| LABOUR PARTY | | 10,088 | 30.41 |
| MANA MAORI MOVEMENT | | 2 | 0.00 |
| McGILLICUDDY SERIOUS | | 85 | 0.26 |
| NATURAL LAW PARTY | | 25 | 0.08 |
| NZ CONSERVATIVE PARTY | | 6 | 0.02 |
| NEW ZEALAND FIRST PARTY | | 3,802 | 11.46 |
| NZ NATIONAL PARTY | | 10,861 | 32.75 |
| NZ SUPERANNUITANTS AND YOUTH ACTION | | 12 | 0.04 |
| PROGRESSIVE GREENS | | 40 | 0.12 |
| TE TAWHARAU | | 0 | 0.00 |
| THE LIBERTARIANZ | | 1 | 0.00 |
| UNITED NEW ZEALAND PARTY | | 184 | 0.55 |
| Total valid Party Votes | | 33,168 | 100.00 |
| Informal Party Votes | | 121 | |

| AUCKLAND CENTRAL Party Votes | | Votes | % |
|-------------------------------------|--|--------|--------|
| ACT NEW ZEALAND | | 3,393 | 10.11 |
| ADVANCE NZ | | 14 | 0.04 |
| ALLIANCE | | 3,855 | 11.49 |
| ANIMALS FIRST | | 90 | 0.27 |
| AOTEAROA LEGALISE CANNABIS PARTY | | 1,003 | 2.99 |
| ASIA PACIFIC UNITED PARTY | | 21 | 0.06 |
| CHRISTIAN COALITION | | 598 | 1.78 |
| ETHNIC MINORITY PARTY | | 40 | 0.12 |
| GREEN SOCIETY | | 110 | 0.33 |
| LABOUR PARTY | | 12,465 | 37.14 |
| MANA MAORI MOVEMENT | | 32 | 0.10 |
| McGILLICUDDY SERIOUS | | 129 | 0.38 |
| NATURAL LAW PARTY | | 70 | 0.21 |
| NZ CONSERVATIVE PARTY | | 5 | 0.01 |
| NEW ZEALAND FIRST PARTY | | 2,307 | 6.87 |
| NZ NATIONAL PARTY | | 8,945 | 26.65 |
| NZ SUPERANNUITANTS AND YOUTH ACTION | | 14 | 0.04 |
| PROGRESSIVE GREENS | | 229 | 0.68 |
| TE TAWHARAU | | 3 | 0.00 |
| THE LIBERTARIANZ | | 41 | 0.12 |
| UNITED NEW ZEALAND PARTY | | 199 | 0.59 |
| Total valid Party Votes | | 33,563 | 100.00 |
| Informal Party Votes | | 137 | |

| Electorate Votes | | Votes | % |
|------------------------------|-------------------------|--------|--------|
| CONE, Alan | ACT NEW ZEALAND | 531 | 1.61 |
| VERITY, Rex | ALLIANCE | 3,021 | 9.15 |
| DONOVAN, Robin | CHRISTIAN COALITION | 635 | 1.92 |
| SUTTON, Jim | LABOUR PARTY | 13,538 | 41.02 |
| VAN DER WERF, Royal | NATURAL LAW PARTY | 75 | 0.23 |
| BLOXHAH, Jenny | NEW ZEALAND FIRST PARTY | 4,595 | 13.92 |
| BOAG, Stuart | NZ NATIONAL PARTY | 10,606 | 32.14 |
| Total valid Electorate Votes | | 33,001 | 100.00 |
| Informal Electorate Votes | | 288 | |
| Majority | | 2,932 | |

| Electorate Votes | | Votes | % |
|------------------------------|-------------------------|--------|--------|
| HIDE, Rodney | ACT NEW ZEALAND | 1,848 | 5.53 |
| LEE, Sandra | ALLIANCE | 8,866 | 26.53 |
| BRADY, Chris | BLOKES LIBERATION FRONT | 139 | 0.42 |
| PATERSON, Barrie | CHRISTIAN COALITION | 398 | 1.19 |
| YOUNG, Wayne | CITIZENS PARTY | 18 | 0.05 |
| REEVES, Simon | GREEN SOCIETY | 175 | 0.52 |
| BRYERS, Victor | INDEPENDENT | 7 | 0.02 |
| de JONGE, Peter | INDEPENDENT | 27 | 0.08 |
| Le LIEVRE, Adam Joseph | INDEPENDENT | 10 | 0.03 |
| ROBERTSON, Lynne | INDEPENDENT | 13 | 0.04 |
| TIZARD, Judith Ngaire | LABOUR PARTY | 12,219 | 36.57 |
| RAMSDEN, Alistair Clifford | McGILLICUDDY SERIOUS | 226 | 0.68 |
| WATTS, Mark | NATURAL LAW PARTY | 108 | 0.32 |
| WHITTAKER, Richard | NEW ZEALAND FIRST PARTY | 1,565 | 4.68 |
| FRITH, Shane | NZ NATIONAL PARTY | 7,462 | 22.33 |
| BOOMERT, Laurence | PROGRESSIVE GREENS | 326 | 0.98 |
| SUTTON, Duane E | REPUBLICAN PARTY | 7 | 0.02 |
| Total valid Electorate Votes | | 33,414 | 100.00 |
| Informal Electorate Votes | | 286 | |
| Majority | | 3,353 | |

| BANKS PENINSULA Party Votes | Votes | % |
|-------------------------------------|--------|--------|
| ACT NEW ZEALAND | 2,378 | 6.21 |
| ADVANCE NZ | 3 | 0.00 |
| ALLIANCE | 5,352 | 13.97 |
| ANIMALS FIRST | 43 | 0.11 |
| AOTEAROA LEGALISE CANNABIS PARTY | 511 | 1.33 |
| ASIA PACIFIC UNITED PARTY | 1 | 0.00 |
| CHRISTIAN COALITION | 1,650 | 4.31 |
| ETHNIC MINORITY PARTY | 12 | 0.03 |
| GREEN SOCIETY | 24 | 0.06 |
| LABOUR PARTY | 10,597 | 27.67 |
| MANA MAORI MOVEMENT | 15 | 0.04 |
| McGILLICUDDY SERIOUS | 81 | 0.21 |
| NATURAL LAW PARTY | 84 | 0.22 |
| NZ CONSERVATIVE PARTY | 2 | 0.00 |
| NEW ZEALAND FIRST PARTY | 2,839 | 7.41 |
| NZ NATIONAL PARTY | 14,284 | 37.30 |
| NZ SUPERANNUITANTS AND YOUTH ACTION | 10 | 0.03 |
| PROGRESSIVE GREENS | 72 | 0.19 |
| TE TAWHARAU | 0 | 0.00 |
| THE LIBERTARIANZ | 3 | 0.00 |
| UNITED NEW ZEALAND PARTY | 336 | 0.88 |
| Total valid Party Votes | 38,297 | 100.00 |
| Informal Party Votes | 88 | |

| Electorate Votes | Votes | % | |
|------------------------------|----------------------------|--------|--------|
| LOPAS, Jeff | ACT NEW ZEALAND | 571 | 1.50 |
| DONALD, Rod | ALLIANCE | 7,235 | 18.96 |
| CHAMBERLAIN, Neville | CHRISTIAN COALITION | 808 | 2.12 |
| LEWIS, Ann | INDEPENDENT | 351 | 0.92 |
| DYSON, Ruth | LABOUR PARTY | 11,316 | 29.66 |
| HOLLAND, Elizabeth E. | McGILLICUDDY SERIOUS | 199 | 0.52 |
| LOVELL-SMITH, David | NATURAL LAW PARTY | 176 | 0.46 |
| GLUER, Ross | NEW ZEALAND FIRST PARTY | 1,782 | 4.67 |
| CARTER, David | NZ NATIONAL PARTY | 15,694 | 41.13 |
| BAILEY, Anton | THE DOMINION WORKERS PARTY | 25 | 0.07 |
| Total valid Electorate Votes | | 38,157 | 100.00 |
| Informal Electorate Votes | | 228 | |
| Majority | | 4,378 | |

| BAY OF PLENTY Party Votes | Votes | % |
|-------------------------------------|--------|--------|
| ACT NEW ZEALAND | 1,513 | 4.61 |
| ADVANCE NZ | 4 | 0.01 |
| ALLIANCE | 2,732 | 8.33 |
| ANIMALS FIRST | 37 | 0.15 |
| AOTEAROA LEGALISE CANNABIS PARTY | 446 | 1.36 |
| ASIA PACIFIC UNITED PARTY | 1 | 0.00 |
| CHRISTIAN COALITION | 1,884 | 5.75 |
| ETHNIC MINORITY PARTY | 1 | 0.00 |
| GREEN SOCIETY | 17 | 0.05 |
| LABOUR PARTY | 7,016 | 21.40 |
| MANA MAORI MOVEMENT | 19 | 0.06 |
| McGILLICUDDY SERIOUS | 108 | 0.33 |
| NATURAL LAW PARTY | 44 | 0.13 |
| NZ CONSERVATIVE PARTY | 12 | 0.04 |
| NEW ZEALAND FIRST PARTY | 7,237 | 22.07 |
| NZ NATIONAL PARTY | 11,387 | 34.73 |
| NZ SUPERANNUITANTS AND YOUTH ACTION | 33 | 0.10 |
| PROGRESSIVE GREENS | 65 | 0.20 |
| TE TAWHARAU | 42 | 0.13 |
| THE LIBERTARIANZ | 10 | 0.03 |
| UNITED NEW ZEALAND PARTY | 169 | 0.52 |
| Total valid Party Votes | 32,791 | 100.00 |
| Informal Party Votes | 117 | |

| Electorate Votes | Votes | % | |
|------------------------------|-------------------------|--------|--------|
| TURNER, Reg | ACT NEW ZEALAND | 359 | 1.10 |
| BENNETT, Jim | ALLIANCE | 2,609 | 7.99 |
| TURNER, Judy | CHRISTIAN COALITION | 1,253 | 3.84 |
| TUCKER, Julie | LABOUR PARTY | 5,354 | 16.39 |
| SERVIAN, Mark | McGILLICUDDY SERIOUS | 225 | 0.69 |
| CORMACK, Lewis | NATURAL LAW PARTY | 67 | 0.21 |
| BROWN, Peter | NEW ZEALAND FIRST PARTY | 8,770 | 26.85 |
| RYALL, Tony | NZ NATIONAL PARTY | 13,923 | 42.63 |
| LEECH, Graeme | NZ PROGRESSIVE PARTY | 24 | 0.07 |
| PAUL, Rangitukehu David | TE TAWHARAU | 78 | 0.24 |
| Total valid Electorate Votes | | 32,662 | 100.00 |
| Informal Electorate Votes | | 246 | |
| Majority | | 5,153 | |

| CHRISTCHURCH CENTRAL Party Votes | Votes | % | | |
|-------------------------------------|--------|--------|--|--|
| ACT NEW ZEALAND | 1,517 | 4.99 | | |
| ADVANCE NZ | 3 | 0.00 | | |
| ALLIANCE | 4,372 | 14.38 | | |
| ANIMALS FIRST | 85 | 0.28 | | |
| AOTEAROA LEGALISE CANNABIS PARTY | 931 | 3.06 | | |
| ASIA PACIFIC UNITED PARTY | 1 | 0.00 | | |
| CHRISTIAN COALITION | 1,162 | 3.82 | | |
| ETHNIC MINORITY PARTY | 10 | 0.04 | | |
| GREEN SOCIETY | 19 | 0.06 | | |
| LABOUR PARTY | 9,967 | 32.79 | | |
| MANA MAORI MOVEMENT | 11 | 0.04 | | |
| McGILLICUDDY SERIOUS | 102 | 0.34 | | |
| NATURAL LAW PARTY | 66 | 0.22 | | |
| NZ CONSERVATIVE PARTY | 8 | 0.03 | | |
| NEW ZEALAND FIRST PARTY | 2,434 | 8.01 | | |
| NZ NATIONAL PARTY | 9,355 | 30.77 | | |
| NZ SUPERANNUITANTS AND YOUTH ACTION | 16 | 0.05 | | |
| PROGRESSIVE GREENS | 106 | 0.35 | | |
| TE TAWHARAU | 1 | 0.00 | | |
| THE LIBERTARIANZ | 7 | 0.02 | | |
| UNITED NEW ZEALAND PARTY | 226 | 0.74 | | |
| Total valid Party Votes | 30,399 | 100.00 | | |
| Informal Party Votes | 92 | | | |

| CHRISTCHURCH EAST Party Votes | Votes | % | | |
|-------------------------------------|--------|--------|--|--|
| ACT NEW ZEALAND | 971 | 3.03 | | |
| ADVANCE NZ | 197 | 0.61 | | |
| ALLIANCE | 5,418 | 16.91 | | |
| ANIMALS FIRST | 59 | 0.18 | | |
| AOTEAROA LEGALISE CANNABIS PARTY | 618 | 1.93 | | |
| ASIA PACIFIC UNITED PARTY | 4 | 0.01 | | |
| CHRISTIAN COALITION | 1,494 | 4.66 | | |
| ETHNIC MINORITY PARTY | 8 | 0.02 | | |
| GREEN SOCIETY | 17 | 0.05 | | |
| LABOUR PARTY | 11,675 | 36.44 | | |
| MANA MAORI MOVEMENT | 4 | 0.01 | | |
| McGILLICUDDY SERIOUS | 51 | 0.16 | | |
| NATURAL LAW PARTY | 38 | 0.12 | | |
| NZ CONSERVATIVE PARTY | 3 | 0.00 | | |
| NEW ZEALAND FIRST PARTY | 2,805 | 8.76 | | |
| NZ NATIONAL PARTY | 8,480 | 26.47 | | |
| NZ SUPERANNUITANTS AND YOUTH ACTION | 13 | 0.04 | | |
| PROGRESSIVE GREENS | 48 | 0.15 | | |
| TE TAWHARAU | 1 | 0.00 | | |
| THE LIBERTARIANZ | 3 | 0.00 | | |
| UNITED NEW ZEALAND PARTY | 128 | 0.40 | | |
| Total valid Party Votes | 32,035 | 100.00 | | |
| Informal Party Votes | 93 | | | |

| Electorate Votes | Votes | % | | |
|------------------------------|--------------------------|--------|--------|--|
| BALL, Matt | ACT NEW ZEALAND | 953 | 3.18 | |
| GORDON, Liz | ALLIANCE | 6,377 | 21.25 | |
| BROWN, Patrick | COMMUNIST LEAGUE | 69 | 0.23 | |
| BALL, David Christopher | INDEPENDENT | 102 | 0.34 | |
| BARNETT, Tim | LABOUR PARTY | 9,689 | 32.28 | |
| CAIN, Raymond | NATURAL LAW PARTY | 112 | 0.37 | |
| MARK, Ron | NEW ZEALAND FIRST PARTY | 3,067 | 10.22 | |
| SULLIVAN, Kerry | NZ NATIONAL PARTY | 9,036 | 30.10 | |
| BAILLIE, GILLIAN | PROGRESSIVE GREENS | 386 | 1.29 | |
| GRICE, Jacinta | UNITED NEW ZEALAND PARTY | 224 | 0.75 | |
| Total valid Electorate Votes | | 30,015 | 100.00 | |
| Informal Electorate Votes | | 476 | | |
| Majority | | 653 | | |

| Electorate Votes | Votes | % | | |
|------------------------------|----------------------------------|--------|--------|--|
| BUCHANAN, Jeff | ACT NEW ZEALAND | 569 | 1.79 | |
| YENNING, Marie | ALLIANCE | 7,305 | 22.99 | |
| SHADBOLT, Timothy Richard | AOTEAROA LEGALISE CANNABIS PARTY | 1,368 | 4.31 | |
| SUTHERLAND, Larry | LABOUR PARTY | 11,174 | 35.17 | |
| CLAYTON, Phillip John | McGILLICUDDY SERIOUS | 105 | 0.33 | |
| O'CONNOR, Sean | NATURAL LAW PARTY | 61 | 0.19 | |
| PEARSE, Lem | NEW ZEALAND FIRST PARTY | 2,970 | 9.35 | |
| McKENZIE, Sue | NZ NATIONAL PARTY | 8,216 | 25.86 | |
| Total valid Electorate Votes | | 31,768 | 100.00 | |
| Informal Electorate Votes | | 360 | | |
| Majority | | 2,958 | | |

| CLUTHA-SOUTHLAND Party Votes | | Votes | % |
|-------------------------------------|--|--------|--------|
| ACT NEW ZEALAND | | 1,901 | 6.04 |
| ADVANCE NZ | | 2 | 0.00 |
| ALLIANCE | | 2,345 | 7.45 |
| ANIMALS FIRST | | 37 | 0.12 |
| AOTEAROA LEGALISE CANNABIS PARTY | | 390 | 1.24 |
| ASIA PACIFIC UNITED PARTY | | 2 | 0.00 |
| CHRISTIAN COALITION | | 2,147 | 6.87 |
| ETHNIC MINORITY PARTY | | 2 | 0.00 |
| GREEN SOCIETY | | 15 | 0.05 |
| LABOUR PARTY | | 6,058 | 19.25 |
| MANA MAORI MOVEMENT | | 2 | 0.00 |
| McGILLICUDDY SERIOUS | | 133 | 0.42 |
| NATURAL LAW PARTY | | 24 | 0.08 |
| NZ CONSERVATIVE PARTY | | 14 | 0.04 |
| NEW ZEALAND FIRST PARTY | | 4,709 | 14.97 |
| NZ NATIONAL PARTY | | 13,449 | 42.74 |
| NZ SUPERANNUITANTS AND YOUTH ACTION | | 11 | 0.03 |
| PROGRESSIVE GREENS | | 33 | 0.10 |
| TE TAWHARAU | | 0 | 0.00 |
| THE LIBERTARIANZ | | 10 | 0.03 |
| UNITED NEW ZEALAND PARTY | | 181 | 0.56 |
| Total valid Party Votes | | 31,465 | 100.00 |
| Informal Party Votes | | 88 | |

| COROMANDEL Party Votes | | Votes | % |
|-------------------------------------|--|--------|--------|
| ACT NEW ZEALAND | | 1,710 | 4.75 |
| ADVANCE NZ | | 5 | 0.01 |
| ALLIANCE | | 4,561 | 12.68 |
| ANIMALS FIRST | | 48 | 0.13 |
| AOTEAROA LEGALISE CANNABIS PARTY | | 576 | 1.60 |
| ASIA PACIFIC UNITED PARTY | | 5 | 0.01 |
| CHRISTIAN COALITION | | 1,877 | 5.22 |
| ETHNIC MINORITY PARTY | | 5 | 0.01 |
| GREEN SOCIETY | | 23 | 0.06 |
| LABOUR PARTY | | 7,823 | 21.74 |
| MANA MAORI MOVEMENT | | 5 | 0.01 |
| McGILLICUDDY SERIOUS | | 116 | 0.32 |
| NATURAL LAW PARTY | | 64 | 0.18 |
| NZ CONSERVATIVE PARTY | | 14 | 0.04 |
| NEW ZEALAND FIRST PARTY | | 7,251 | 20.15 |
| NZ NATIONAL PARTY | | 11,476 | 31.90 |
| NZ SUPERANNUITANTS AND YOUTH ACTION | | 43 | 0.12 |
| PROGRESSIVE GREENS | | 79 | 0.22 |
| TE TAWHARAU | | 3 | 0.00 |
| THE LIBERTARIANZ | | 20 | 0.06 |
| UNITED NEW ZEALAND PARTY | | 276 | 0.77 |
| Total valid Party Votes | | 35,980 | 100.00 |
| Informal Party Votes | | 116 | |

| Electorate Votes | | Votes | % |
|------------------------------|-------------------------|--------|--------|
| SNOW, Peter | ACT NEW ZEALAND | 2,049 | 6.54 |
| HICKS, Tracy | ALLIANCE | 2,326 | 7.42 |
| ZWIES, Russell | CHRISTIAN COALITION | 1,060 | 3.38 |
| SOPER, Lesley | LABOUR PARTY | 5,721 | 18.21 |
| WEST, Robyn Aroha | McGILLICUDDY SERIOUS | 306 | 0.98 |
| URQUHART, Gilbert | NATURAL LAW PARTY | 50 | 0.16 |
| WISE, Alan | NEW ZEALAND FIRST PARTY | 5,075 | 16.19 |
| ENGLISH, Bill | NZ NATIONAL PARTY | 14,764 | 47.01 |
| Total valid Electorate Votes | | 31,351 | 100.00 |
| Informal Electorate Votes | | 202 | |
| Majority | | 9,043 | |

| Electorate Vote | | Votes | % |
|------------------------------|--------------------------|--------|--------|
| HOWARD, Ted | ACT NEW ZEALAND | 833 | 2.33 |
| FTZSIMONS, Jeanette | ALLIANCE | 9,561 | 26.78 |
| HAWKESGOOD, Margaret | LABOUR PARTY | 4,255 | 11.92 |
| YOUNG, Gary | McGILLICUDDY SERIOUS | 267 | 0.75 |
| HODGSON, Mimosse | NATURAL LAW PARTY | 76 | 0.21 |
| McDONALD, Robyn | NEW ZEALAND FIRST PARTY | 7,932 | 22.22 |
| McLEAN, Murray | NZ NATIONAL PARTY | 12,011 | 33.64 |
| DELL, Ralph | NZ PROGRESSIVE PARTY | 145 | 0.41 |
| BYRNE, Vern | NZ SUPERANNUITANTS | 189 | 0.53 |
| McINTOSH, Gail | UNITED NEW ZEALAND PARTY | 433 | 1.21 |
| Total valid Electorate Votes | | 35,702 | 100.00 |
| Informal Electorate Votes | | 394 | |
| Majority | | 2,450 | |

| DUNEDIN NORTH Party Votes | | Votes | % |
|-------------------------------------|--|--------|--------|
| ACT NEW ZEALAND | | 1,452 | 4.33 |
| ADVANCE NZ | | 4 | 0.01 |
| ALLIANCE | | 4,648 | 13.88 |
| ANIMALS FIRST | | 75 | 0.22 |
| AOTEAROA LEGALISE CANNABIS PARTY | | 1,100 | 3.28 |
| ASIA PACIFIC UNITED PARTY | | 8 | 0.02 |
| CHRISTIAN COALITION | | 1,198 | 3.58 |
| ETHNIC MINORITY PARTY | | 12 | 0.04 |
| GREEN SOCIETY | | 28 | 0.08 |
| LABOUR PARTY | | 13,449 | 40.15 |
| MANA MAORI MOVEMENT | | 20 | 0.06 |
| McGILLICUDDY SERIOUS | | 120 | 0.36 |
| NATURAL LAW PARTY | | 56 | 0.17 |
| NZ CONSERVATIVE PARTY | | 5 | 0.01 |
| NEW ZEALAND FIRST PARTY | | 2,224 | 6.64 |
| NZ NATIONAL PARTY | | 8,304 | 24.79 |
| NZ SUPERANNUITANTS AND YOUTH ACTION | | 7 | 0.02 |
| PROGRESSIVE GREENS | | 63 | 0.19 |
| TE TAWHARAU | | 0 | 0.00 |
| THE LIBERTARIANZ | | 6 | 0.02 |
| UNITED NEW ZEALAND PARTY | | 718 | 2.14 |
| Total valid Party Votes | | 33,497 | 100.00 |
| Informal Party Votes | | 100 | |

| DUNEDIN SOUTH Party Votes | | Votes | % |
|-------------------------------------|--|--------|--------|
| ACT NEW ZEALAND | | 901 | 2.54 |
| ADVANCE NZ | | 37 | 0.10 |
| ALLIANCE | | 4,979 | 14.06 |
| ANIMALS FIRST | | 60 | 0.17 |
| AOTEAROA LEGALISE CANNABIS PARTY | | 668 | 1.89 |
| ASIA PACIFIC UNITED PARTY | | 2 | 0.00 |
| CHRISTIAN COALITION | | 1,150 | 3.25 |
| ETHNIC MINORITY PARTY | | 6 | 0.02 |
| GREEN SOCIETY | | 19 | 0.05 |
| LABOUR PARTY | | 14,253 | 40.24 |
| MANA MAORI MOVEMENT | | 9 | 0.03 |
| McGILLICUDDY SERIOUS | | 69 | 0.19 |
| NATURAL LAW PARTY | | 26 | 0.07 |
| NZ CONSERVATIVE PARTY | | 8 | 0.02 |
| NEW ZEALAND FIRST PARTY | | 2,929 | 8.27 |
| NZ NATIONAL PARTY | | 9,241 | 26.09 |
| NZ SUPERANNUITANTS AND YOUTH ACTION | | 12 | 0.03 |
| PROGRESSIVE GREENS | | 107 | 0.30 |
| TE TAWHARAU | | 0 | 0.00 |
| THE LIBERTARIANZ | | 4 | 0.01 |
| UNITED NEW ZEALAND PARTY | | 942 | 2.66 |
| Total valid Party Votes | | 35,422 | 100.00 |
| Informal Party Votes | | 116 | |

| Electorate Votes | | Votes | % |
|------------------------------|--------------------------|--------|--------|
| STEENEVELD, Mike | ACT NEW ZEALAND | 1,157 | 3.48 |
| FLYNN, Jim | ALLIANCE | 4,488 | 13.51 |
| HODGSON, Pete | LABOUR PARTY | 17,375 | 52.32 |
| MACKIE, D'Ugh | McGILLICUDDY SERIOUS | 453 | 1.36 |
| McGREGOR, Mary-Anne | NATURAL LAW PARTY | 193 | 0.58 |
| BENSON, Neil | NEW ZEALAND FIRST PARTY | 1,824 | 5.49 |
| STEVENS, Margie | NZ NATIONAL PARTY | 7,168 | 21.58 |
| BROWN, Graeme | UNITED NEW ZEALAND PARTY | 553 | 1.67 |
| Total valid Electorate Votes | | 33,211 | 100.00 |
| Informal Electorate Votes | | 386 | |
| Majority | | 10,207 | |

| Electorate Votes | | Votes | % |
|------------------------------|--------------------------|--------|--------|
| HENDERSON, Roly | ACT NEW ZEALAND | 505 | 1.43 |
| McBEY, Leah | ALLIANCE | 8,553 | 24.25 |
| McDONALD, Alan William | INDEPENDENT | 410 | 1.16 |
| CULLEN, Michael | LABOUR PARTY | 12,829 | 36.37 |
| SCHADER, Inga | NATURAL LAW PARTY | 58 | 0.16 |
| McGLYNN, Noeline | NEW ZEALAND FIRST PARTY | 1,782 | 5.05 |
| MacPHERSON, Malcolm | NZ NATIONAL PARTY | 5,859 | 16.61 |
| BEATTY, David | PROGRESSIVE GREENS | 215 | 0.61 |
| MATHEWSON, Clive | UNITED NEW ZEALAND PARTY | 5,058 | 14.34 |
| Total valid Electorate Votes | | 35,269 | 100.00 |
| Informal Electorate Votes | | 269 | |
| Majority | | 4,276 | |

| EPSOM Party Votes | | | HAMILTON EAST Party Votes | | |
|-------------------------------------|--------|--------|-------------------------------------|--------|--------|
| | Votes | % | | Votes | % |
| ACT NEW ZEALAND | 7,976 | 22.04 | ACT NEW ZEALAND | 2,088 | 6.40 |
| ADVANCE NZ | 14 | 0.04 | ADVANCE NZ | 4 | 0.01 |
| ALLIANCE | 1,569 | 4.34 | ALLIANCE | 2,757 | 8.45 |
| ANIMALS FIRST | 98 | 0.27 | ANIMALS FIRST | 63 | 0.19 |
| AOTEAROA LEGALISE CANNABIS PARTY | 427 | 1.16 | AOTEAROA LEGALISE CANNABIS PARTY | 430 | 1.32 |
| ASIA PACIFIC UNITED PARTY | 11 | 0.03 | ASIA PACIFIC UNITED PARTY | 5 | 0.02 |
| CHRISTIAN COALITION | 1,116 | 3.08 | CHRISTIAN COALITION | 1,734 | 5.31 |
| ETHNIC MINORITY PARTY | 219 | 0.61 | ETHNIC MINORITY PARTY | 31 | 0.09 |
| GREEN SOCIETY | 54 | 0.15 | GREEN SOCIETY | 16 | 0.05 |
| LABOUR PARTY | 6,935 | 19.16 | LABOUR PARTY | 8,219 | 25.18 |
| MANA MAORI MOVEMENT | 11 | 0.03 | MANA MAORI MOVEMENT | 29 | 0.09 |
| McGILlicuddy SERIOUS | 91 | 0.25 | McGILlicuddy SERIOUS | 123 | 0.38 |
| NATURAL LAW PARTY | 53 | 0.15 | NATURAL LAW PARTY | 63 | 0.19 |
| NZ CONSERVATIVE PARTY | 8 | 0.02 | NZ CONSERVATIVE PARTY | 9 | 0.03 |
| NEW ZEALAND FIRST PARTY | 2,067 | 5.7 | NEW ZEALAND FIRST PARTY | 3,604 | 11.04 |
| NZ NATIONAL PARTY | 14,870 | 41.09 | NZ NATIONAL PARTY | 13,029 | 39.92 |
| NZ SUPERANNUITANTS AND YOUTH ACTION | 15 | 0.04 | NZ SUPERANNUITANTS AND YOUTH ACTION | 47 | 0.14 |
| PROGRESSIVE GREENS | 149 | 0.41 | PROGRESSIVE GREENS | 88 | 0.27 |
| TE TAWHARAU | 0 | 0.00 | TE TAWHARAU | 0 | 0.00 |
| THE LIBERTARIANZ | 58 | 0.16 | THE LIBERTARIANZ | 19 | 0.06 |
| UNITED NEW ZEALAND PARTY | 451 | 1.25 | UNITED NEW ZEALAND PARTY | 279 | 0.85 |
| Total valid Party Votes | 36,192 | 100.00 | Total valid Party Votes | 32,637 | 100.00 |
| Informal Party Votes | 92 | | Informal Party Votes | 80 | |

| Electorate Votes | | | Electorate Votes | | | | |
|------------------------------|--------------------------|--------|------------------|------------------------------|-------------------------|--------|--------|
| | Votes | % | | Votes | % | | |
| BOSCAWEN, John Spencer | ACT NEW ZEALAND | 1,134 | 3.15 | WILLIAMS, Graeme | ACT NEW ZEALAND | 578 | 1.78 |
| TIERNEY, Mary | ALLIANCE | 1,787 | 4.9 | PARBHU, Ashok Neil | ALLIANCE | 1,684 | 5.19 |
| McQUEEN, Ewen | CHRISTIAN COALITION | 577 | 1.60 | PRIEST, Lindsay John | CHRISTIAN COALITION | 798 | 2.46 |
| CUNNINGHAM, Sam | GREEN SOCIETY | 112 | 0.3 | NEAGLE, Patricia | INDEPENDENT | 129 | 0.40 |
| DUNCAN, Helen | LABOUR PARTY | 4,575 | 12.69 | YATES, Dianne Fae | LABOUR PARTY | 11,673 | 35.96 |
| HOOLE, Kerry Morris | McGILlicuddy SERIOUS | 247 | 0.6 | FRANCIS, Justine | McGILlicuddy SERIOUS | 354 | 1.09 |
| LEE, Bryan | NATURAL LAW PARTY | 89 | 0.25 | CLEARY, John G | NATURAL LAW PARTY | 67 | 0.21 |
| LOGAN, Gavin | NEW ZEALAND FIRST PARTY | 1,342 | 3.7 | WOOLERTON, Doug | NEW ZEALAND FIRST PARTY | 2,920 | 8.99 |
| FLETCHER, Chris | NZ NATIONAL PARTY | 25,217 | 69.95 | STEEL, Tony | NZ NATIONAL PARTY | 14,020 | 43.19 |
| FENWICK, Rob | PROGRESSIVE GREENS | 360 | 1.0 | STROUD, Les | NZ SUPERANNUITANTS | 64 | 0.20 |
| PERIGO, Lindsay | THE LIBERTARIANZ | 534 | 1.48 | TAWHARU, Dianna | PROGRESSIVE GREENS | 176 | 0.54 |
| MOCKRIDGE, Bryan | UNITED NEW ZEALAND PARTY | 78 | 0.2 | Total valid Electorate Votes | | 32,463 | 100.00 |
| Total valid Electorate Votes | | 36,052 | 100.00 | Informal Electorate Votes | | 254 | |
| Informal Electorate Votes | | 232 | | Majority | | 2,347 | |
| Majority | | 20,642 | | | | | |

HAMILTON WEST Party Votes

| | Votes | % |
|-------------------------------------|--------|--------|
| ACT NEW ZEALAND | 1,674 | 5.09 |
| ADVANCE NZ | 8 | 0.02 |
| ALLIANCE | 2,651 | 8.05 |
| ANIMALS FIRST | 62 | 0.19 |
| AOTEAROA LEGALISE CANNABIS PARTY | 457 | 1.39 |
| ASIA PACIFIC UNITED PARTY | 2 | 0.00 |
| CHRISTIAN COALITION | 1,735 | 5.27 |
| ETHNIC MINORITY PARTY | 17 | 0.05 |
| GREEN SOCIETY | 17 | 0.05 |
| LABOUR PARTY | 8,754 | 26.59 |
| MANA MAORI MOVEMENT | 32 | 0.10 |
| McGILLICUDDY SERIOUS | 84 | 0.26 |
| NATURAL LAW PARTY | 53 | 0.16 |
| NEW ZEALAND CONSERVATIVE PARTY | 3 | 0.01 |
| NEW ZEALAND FIRST PARTY | 4,459 | 13.55 |
| NZ NATIONAL PARTY | 12,584 | 38.23 |
| NZ SUPERANNUITANTS AND YOUTH ACTION | 37 | 0.11 |
| PROGRESSIVE GREENS | 95 | 0.29 |
| TE TAWHARAU | 1 | 0.00 |
| THE LIBERTARIANZ | 11 | 0.03 |
| UNITED NEW ZEALAND PARTY | 183 | 0.56 |
| Total valid Party Votes | 32,919 | 100.00 |
| Informal Party Votes | 79 | |

HUNUA Party Votes

| | Votes | % |
|-------------------------------------|--------|--------|
| ACT NEW ZEALAND | 2,170 | 7.04 |
| ADVANCE NZ | 7 | 0.02 |
| ALLIANCE | 1,938 | 6.29 |
| ANIMALS FIRST | 69 | 0.22 |
| AOTEAROA LEGALISE CANNABIS PARTY | 492 | 1.60 |
| ASIA PACIFIC UNITED PARTY | 2 | 0.00 |
| CHRISTIAN COALITION | 1,328 | 4.31 |
| ETHNIC MINORITY PARTY | 31 | 0.10 |
| GREEN SOCIETY | 18 | 0.06 |
| LABOUR PARTY | 6,569 | 21.30 |
| MANA MAORI MOVEMENT | 6 | 0.02 |
| McGILLICUDDY SERIOUS | 86 | 0.28 |
| NATURAL LAW PARTY | 27 | 0.09 |
| NZ CONSERVATIVE PARTY | 3 | 0.00 |
| NEW ZEALAND FIRST PARTY | 4,237 | 13.74 |
| NZ NATIONAL PARTY | 12,932 | 41.94 |
| NZ SUPERANNUITANTS AND YOUTH ACTION | 15 | 0.05 |
| PROGRESSIVE GREENS | 83 | 0.27 |
| TE TAWHARAU | 1 | 0.00 |
| THE LIBERTARIANZ | 15 | 0.05 |
| UNITED NEW ZEALAND PARTY | 805 | 2.61 |
| Total valid Party Votes | 30,834 | 100.00 |
| Informal Party Votes | 96 | |

Electorate Votes

| | Votes | % | |
|------------------------------|-------------------------|--------|--------|
| MALLET, Garry | ACT NEW ZEALAND | 725 | 2.21 |
| PEMBERTON, John | ALLIANCE | 1,738 | 5.30 |
| GOODALL, Eleanor | CHRISTIAN COALITION | 1,043 | 3.18 |
| GALLAGHER, Martin Owen | LABOUR PARTY | 12,099 | 36.91 |
| CALDWELL, Peter James | McGILLICUDDY SERIOUS | 338 | 1.03 |
| DUNN, Michael Stephen | NATURAL LAW PARTY | 69 | 0.21 |
| KIRTON, Neil Francis | NEW ZEALAND FIRST PARTY | 3,861 | 11.78 |
| SIMCOCK, Bob | NZ NATIONAL PARTY | 12,696 | 38.73 |
| HENDERSON, Robert | PROGRESSIVE GREENS | 208 | 0.63 |
| Total valid Electorate Votes | | 32,777 | 100.00 |
| Informal Electorate Votes | | 221 | |
| Majority | | 597 | |

Electorate Votes

| | Votes | % | |
|------------------------------|--------------------------|--------|--------|
| HARDING, Simon Francis | ACT NEW ZEALAND | 739 | 2.41 |
| MITCHELL, Huia | ALLIANCE | 1,682 | 5.48 |
| AUVA'A Enosa | CHRISTIAN COALITION | 1,017 | 3.31 |
| SCHOFIELD, Paul | LABOUR PARTY | 5,049 | 16.44 |
| LODGE, Raylene | NATURAL LAW PARTY | 103 | 0.34 |
| DE COUDRAY, Patra | NEW ZEALAND FIRST PARTY | 3,267 | 10.64 |
| KYD, Warren | NZ NATIONAL PARTY | 11,953 | 38.93 |
| JAMES, Sophie | REPUBLICAN PARTY | 40 | 0.13 |
| ROBERTSON, John | UNITED NEW ZEALAND PARTY | 6,855 | 22.33 |
| Total valid Electorate Votes | | 30,705 | 100.00 |
| Informal Electorate Votes | | 225 | |
| Majority | | 5,098 | |

| HUTT SOUTH Party Vote | Votes | % |
|-------------------------------------|--------|--------|
| ACT NEW ZEALAND | 1,609 | 5.13 |
| ADVANCE NZ | 2 | 0.00 |
| ALLIANCE | 3,314 | 10.56 |
| ANIMALS FIRST | 61 | 0.19 |
| AOTEAROA LEGALISE CANNABIS PARTY | 382 | 1.22 |
| ASIA PACIFIC UNITED PARTY | 21 | 0.07 |
| CHRISTIAN COALITION | 1,443 | 4.60 |
| ETHNIC MINORITY PARTY | 14 | 0.04 |
| GREEN SOCIETY | 15 | 0.05 |
| LABOUR PARTY | 10,633 | 33.88 |
| MANA MAORI MOVEMENT | 9 | 0.03 |
| McGILLICUDDY SERIOUS | 102 | 0.32 |
| NATURAL LAW PARTY | 14 | 0.04 |
| NEW ZEALAND CONSERVATIVE PARTY | 4 | 0.01 |
| NEW ZEALAND FIRST PARTY | 2,618 | 8.34 |
| NZ NATIONAL PARTY | 10,562 | 33.65 |
| NZ SUPERANNUITANTS AND YOUTH ACTION | 53 | 0.17 |
| PROGRESSIVE GREENS | 47 | 0.15 |
| TE TAWHARAU | 1 | 0.00 |
| THE LIBERTARIANZ | 10 | 0.03 |
| UNITED NEW ZEALAND PARTY | 473 | 1.51 |
| Total valid Party Votes | 31,387 | 100.00 |
| Informal Party Votes | 123 | |

| ILAM Party Votes | Votes | % |
|-------------------------------------|--------|--------|
| ACT NEW ZEALAND | 3,203 | 8.50 |
| ADVANCE NZ | 2 | 0.00 |
| ALLIANCE | 3,119 | 8.28 |
| ANIMALS FIRST | 42 | 0.11 |
| AOTEAROA LEGALISE CANNABIS PARTY | 375 | 0.99 |
| ASIA PACIFIC UNITED PARTY | 4 | 0.01 |
| CHRISTIAN COALITION | 1,582 | 4.20 |
| ETHNIC MINORITY PARTY | 27 | 0.07 |
| GREEN SOCIETY | 15 | 0.04 |
| LABOUR PARTY | 8,663 | 22.98 |
| MANA MAORI MOVEMENT | 3 | 0.00 |
| McGILLICUDDY SERIOUS | 79 | 0.21 |
| NATURAL LAW PARTY | 28 | 0.07 |
| NZ CONSERVATIVE PARTY | 7 | 0.02 |
| NEW ZEALAND FIRST PARTY | 2,887 | 7.66 |
| NZ NATIONAL PARTY | 16,835 | 44.67 |
| NZ SUPERANNUITANTS AND YOUTH ACTION | 11 | 0.03 |
| PROGRESSIVE GREENS | 53 | 0.14 |
| TE TAWHARAU | 0 | 0.00 |
| THE LIBERTARIANZ | 3 | 0.00 |
| UNITED NEW ZEALAND PARTY | 752 | 2.00 |
| Total valid Party Votes | 37,690 | 100.00 |
| Informal Party Votes | 80 | |

| Electorate Votes | Votes | % | |
|------------------------------|--------------------------|--------|--------|
| MILNE, Christopher | ACT NEW ZEALAND | 684 | 2.19 |
| LOVE, Peter | ALLIANCE | 2,125 | 6.82 |
| RUSSELL, Brian | INDEPENDENT | 53 | 0.17 |
| MALLARD, Trevor | LABOUR PARTY | 14,023 | 44.99 |
| McGLINCHY, Alistair | McGILLICUDDY SERIOUS | 228 | 0.73 |
| SLADE, Angela | NATURAL LAW PARTY | 65 | 0.21 |
| MORRIS, Deborah | NEW ZEALAND FIRST PARTY | 2,042 | 6.55 |
| McLAUCHLAN, Joy | NZ NATIONAL PARTY | 11,567 | 37.11 |
| POWELL, Jack | NZ SUPERANNUITANTS | 163 | 0.52 |
| OWEN, Frank | UNITED NEW ZEALAND PARTY | 222 | 0.71 |
| Total valid Electorate Votes | | 31,172 | 100.00 |
| Informal Electorate Votes | | 338 | |
| Majority | | 2,456 | |

| Electorate Votes | Votes | % | |
|------------------------------|--------------------------|--------|--------|
| MATTISON, Nigel | ACT NEW ZEALAND | 892 | 2.38 |
| DAVEY, Jan | ALLIANCE | 5,229 | 13.98 |
| DALY, Eamon | LABOUR PARTY | 6,471 | 17.30 |
| SANDERSON, Andrew Peter | NATURAL LAW PARTY | 108 | 0.29 |
| BROUGHTON, Helen | NEW ZEALAND FIRST PARTY | 2,707 | 7.24 |
| BROWNLEE, Gerry | NZ NATIONAL PARTY | 16,561 | 44.26 |
| AUSTIN, Margaret | UNITED NEW ZEALAND PARTY | 5,447 | 14.56 |
| Total valid Electorate votes | | 37,415 | 100.00 |
| Informal Electorate votes | | 355 | |
| Majority | | 10,090 | |

| INVERCARGILL Party Votes | | Votes | % |
|-------------------------------------|--|--------|--------|
| ACT NEW ZEALAND | | 921 | 2.92 |
| ADVANCE NZ | | 6 | 0.02 |
| ALLIANCE | | 3,083 | 9.76 |
| ANIMALS FIRST | | 47 | 0.15 |
| AOTEAROA LEGALISE CANNABIS PARTY | | 521 | 1.65 |
| ASIA PACIFIC UNITED PARTY | | 2 | 0.00 |
| CHRISTIAN COALITION | | 1,495 | 4.73 |
| ETHNIC MINORITY PARTY | | 1 | 0.00 |
| GREEN SOCIETY | | 69 | 0.22 |
| LABOUR PARTY | | 10,459 | 33.10 |
| MANA MAORI MOVEMENT | | 4 | 0.01 |
| McGILLICUDDY SERIOUS | | 105 | 0.33 |
| NATURAL LAW PARTY | | 49 | 0.16 |
| NZ CONSERVATIVE PARTY | | 14 | 0.04 |
| NEW ZEALAND FIRST PARTY | | 3,757 | 11.89 |
| NZ NATIONAL PARTY | | 10,825 | 34.26 |
| NZ SUPERANNUITANTS AND YOUTH ACTION | | 11 | 0.03 |
| PROGRESSIVE GREENS | | 60 | 0.19 |
| TE TAWHARAU | | 4 | 0.01 |
| THE LIBERTARIANZ | | 8 | 0.03 |
| UNITED NEW ZEALAND PARTY | | 153 | 0.48 |
| Total valid Party Votes | | 31,594 | 100.00 |
| Informal Party Votes | | 115 | |

| KAIKOURA Party Votes | | Votes | % |
|-------------------------------------|--|--------|--------|
| ACT NEW ZEALAND | | 1,970 | 5.81 |
| ADVANCE NZ | | 6 | 0.02 |
| ALLIANCE | | 4,522 | 13.33 |
| ANIMALS FIRST | | 43 | 0.13 |
| AOTEAROA LEGALISE CANNABIS PARTY | | 378 | 1.11 |
| ASIA PACIFIC UNITED PARTY | | 3 | 0.00 |
| CHRISTIAN COALITION | | 1,496 | 4.41 |
| ETHNIC MINORITY PARTY | | 0 | 0.00 |
| GREEN SOCIETY | | 24 | 0.07 |
| LABOUR PARTY | | 7,813 | 23.03 |
| MANA MAORI MOVEMENT | | 3 | 0.00 |
| McGILLICUDDY SERIOUS | | 125 | 0.37 |
| NATURAL LAW PARTY | | 112 | 0.33 |
| NZ CONSERVATIVE PARTY | | 8 | 0.02 |
| NEW ZEALAND FIRST PARTY | | 4,849 | 14.29 |
| NZ NATIONAL PARTY | | 12,280 | 36.20 |
| NZ SUPERANNUITANTS AND YOUTH ACTION | | 5 | 0.01 |
| PROGRESSIVE GREENS | | 80 | 0.24 |
| TE TAWHARAU | | 0 | 0.00 |
| THE LIBERTARIANZ | | 5 | 0.01 |
| UNITED NEW ZEALAND PARTY | | 199 | 0.59 |
| Total valid Party Votes | | 33,921 | 100.00 |
| Informal Party Votes | | 95 | |

| Electorate Votes | | Votes | % |
|------------------------------|--------------------------|--------|--------|
| CRIMP, Louis | ACT NEW ZEALAND | 441 | 1.40 |
| STIRLING, Bruce | ALLIANCE | 1,536 | 4.88 |
| JONES, Philip Norman | INDEPENDENT | 294 | 0.93 |
| PECK, Mark | LABOUR PARTY | 15,383 | 48.83 |
| HOBBS, Anthony | McGILLICUDDY SERIOUS | 200 | 0.63 |
| HUGHES, Jacqueline | NATURAL LAW PARTY | 87 | 0.28 |
| HORTON, Owen | NEW ZEALAND FIRST PARTY | 2,302 | 7.31 |
| ROY, Eric | NZ NATIONAL PARTY | 11,148 | 35.39 |
| JORDAN, Stuart | UNITED NEW ZEALAND PARTY | 111 | 0.35 |
| Total valid Electorate Votes | | 31,502 | 100.00 |
| Informal Electorate Votes | | 207 | |
| Majority | | 4,235 | |

| Electorate Votes | | Votes | % |
|------------------------------|-------------------------|--------|--------|
| TALBOT-KING, Peter | ACT NEW ZEALAND | 731 | 2.17 |
| EWEN-STREET, Ian | ALLIANCE | 5,275 | 15.64 |
| BELL, Desmond Joseph | INDEPENDENT | 124 | 0.37 |
| HOBBS, Marian | LABOUR PARTY | 7,946 | 23.56 |
| HANSEN, Rodney | McGILLICUDDY SERIOUS | 365 | 1.08 |
| BRIGID, Anne T. | NATURAL LAW PARTY | 94 | 0.28 |
| HARRISON, Tom | NEW ZEALAND FIRST PARTY | 5,332 | 15.81 |
| KIDD, Douglas Lorimer | NZ NATIONAL PARTY | 13,858 | 41.09 |
| Total valid Electorate Votes | | 33,725 | 100.00 |
| Informal Electorate Votes | | 291 | |
| Majority | | 5,912 | |

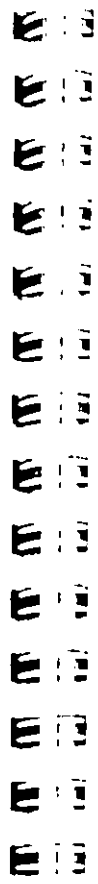
| KARAPIRO Party Votes | | Votes | % |
|-------------------------------------|--|--------|--------|
| ACT NEW ZEALAND | | 2,446 | 7.61 |
| ADVANCE NZ | | 8 | 0.02 |
| ALLIANCE | | 2,385 | 7.42 |
| ANIMALS FIRST | | 57 | 0.18 |
| AOTEAROA LEGALISE CANNABIS PARTY | | 317 | 0.99 |
| ASIA PACIFIC UNITED PARTY | | 0 | 0.00 |
| CHRISTIAN COALITION | | 1,650 | 5.14 |
| ETHNIC MINORITY PARTY | | 5 | 0.02 |
| GREEN SOCIETY | | 22 | 0.07 |
| LABOUR PARTY | | 5,778 | 17.98 |
| MANA MAORI MOVEMENT | | 14 | 0.04 |
| McGILLICUDDY SERIOUS | | 86 | 0.27 |
| NATURAL LAW PARTY | | 50 | 0.16 |
| NZ CONSERVATIVE PARTY | | 10 | 0.03 |
| NEW ZEALAND FIRST PARTY | | 5,230 | 16.28 |
| NZ NATIONAL PARTY | | 13,713 | 42.68 |
| NZ SUPERANNUITANTS AND YOUTH ACTION | | 21 | 0.07 |
| PROGRESSIVE GREENS | | 50 | 0.16 |
| TE TAWHARAU | | 0 | 0.00 |
| THE LIBERTARIANZ | | 10 | 0.03 |
| UNITED NEW ZEALAND PARTY | | 280 | 0.87 |
| Total valid Party Votes | | 32,132 | 100.00 |
| Informal Party Votes | | 85 | |

| MAHIA Party Votes | | Votes | % |
|-------------------------------------|--|--------|--------|
| ACT NEW ZEALAND | | 1,879 | 6.78 |
| ADVANCE NZ | | 10 | 0.04 |
| ALLIANCE | | 2,787 | 10.05 |
| ANIMALS FIRST | | 69 | 0.25 |
| AOTEAROA LEGALISE CANNABIS PARTY | | 363 | 1.31 |
| ASIA PACIFIC UNITED PARTY | | 1 | 0.00 |
| CHRISTIAN COALITION | | 1,187 | 4.28 |
| ETHNIC MINORITY PARTY | | 2 | 0.00 |
| GREEN SOCIETY | | 164 | 0.59 |
| LABOUR PARTY | | 7,182 | 25.91 |
| MANA MAORI MOVEMENT | | 29 | 0.10 |
| McGILLICUDDY SERIOUS | | 42 | 0.15 |
| NATURAL LAW PARTY | | 26 | 0.09 |
| NZ CONSERVATIVE PARTY | | 10 | 0.04 |
| NEW ZEALAND FIRST PARTY | | 4,138 | 14.93 |
| NZ NATIONAL PARTY | | 9,631 | 34.75 |
| NZ SUPERANNUITANTS AND YOUTH ACTION | | 12 | 0.04 |
| PROGRESSIVE GREENS | | 66 | 0.24 |
| TE TAWHARAU | | 4 | 0.01 |
| THE LIBERTARIANZ | | 5 | 0.02 |
| UNITED NEW ZEALAND PARTY | | 111 | 0.40 |
| Total valid Party Votes | | 27,718 | 100.00 |
| Informal Party Votes | | 75 | |

| Electorate Votes | | Votes | % |
|------------------------------|--------------------------|--------|--------|
| ASHWORTH, Vince | ACT NEW ZEALAND | 1,561 | 4.88 |
| KILBRIDE, John | ALLIANCE | 3,245 | 10.14 |
| HOLDWAY-DAVIS, Philip | CHRISTIAN COALITION | 1,055 | 3.30 |
| MORONEY, Sue | LABOUR PARTY | 5,526 | 17.26 |
| TOY, Lai | MANA MAORI MOVEMENT | 52 | 0.16 |
| BEERE, Craig | McGILLICUDDY SERIOUS | 296 | 0.92 |
| HILLS, Belinda | NATURAL LAW PARTY | 78 | 0.24 |
| MORTENSEN, Clive | NEW ZEALAND FIRST PARTY | 4,898 | 15.30 |
| LUXTON, John | NZ NATIONAL PARTY | 14,893 | 46.52 |
| MACINDOE, Tim | UNITED NEW ZEALAND PARTY | 408 | 1.27 |
| Total valid Electorate Votes | | 32,012 | 100.00 |
| Informal Electorate Votes | | 205 | |
| Majority | | 9,367 | |

| Electorate Votes | | Votes | % |
|------------------------------|-------------------------|--------|--------|
| BAULD, Craig | ACT NEW ZEALAND | 1,848 | 6.71 |
| SMITH, Graham | ALLIANCE | 1,763 | 6.40 |
| DONNELLY, Luke | INDEPENDENT | 383 | 1.39 |
| MACKEY, Janet | LABOUR PARTY | 10,766 | 39.11 |
| NEUMEGEN, Roy | NATURAL LAW PARTY | 69 | 0.25 |
| PRESTON, Gordon | NEW ZEALAND FIRST PARTY | 2,910 | 10.57 |
| KIMBER, Wayne | NZ NATIONAL PARTY | 9,788 | 35.56 |
| Total valid Electorate Votes | | 27,527 | 100.00 |
| Informal Electorate Votes | | 266 | |
| Majority | | 978 | |

| MANA Party Votes | | Votes | % |
|-------------------------------------|--|--------|--------|
| ACT NEW ZEALAND | | 1,277 | 4.60 |
| ADVANCE NZ | | 6 | 0.02 |
| ALLIANCE | | 3,031 | 10.91 |
| ANIMALS FIRST | | 49 | 0.18 |
| AOTEAROA LEGALISE CANNABIS PARTY | | 419 | 1.51 |
| ASIA PACIFIC UNITED PARTY | | 35 | 0.13 |
| CHRISTIAN COALITION | | 1,098 | 3.95 |
| ETHNIC MINORITY PARTY | | 5 | 0.02 |
| GREEN SOCIETY | | 10 | 0.04 |
| LABOUR PARTY | | 10,211 | 36.76 |
| MANA MAORI MOVEMENT | | 21 | 0.08 |
| McGILLICUDDY SERIOUS | | 85 | 0.31 |
| NATURAL LAW PARTY | | 25 | 0.09 |
| NZ CONSERVATIVE PARTY | | 9 | 0.03 |
| NEW ZEALAND FIRST PARTY | | 2,393 | 8.62 |
| NZ NATIONAL PARTY | | 8,728 | 31.43 |
| NZ SUPERANNUITANTS AND YOUTH ACTION | | 18 | 0.06 |
| PROGRESSIVE GREENS | | 60 | 0.22 |
| TE TAWHARAU | | 4 | 0.01 |
| THE LIBERTARIANZ | | 8 | 0.03 |
| UNITED NEW ZEALAND PARTY | | 282 | 1.02 |
| Total valid Party Votes | | 27,774 | 100.00 |
| Informal Party Votes | | 135 | |



| MANGERE Party Votes | | Votes | % |
|-------------------------------------|--|--------|--------|
| ACT NEW ZEALAND | | 492 | 2.05 |
| ADVANCE NZ | | 88 | 0.37 |
| ALLIANCE | | 2,134 | 8.91 |
| ANIMALS FIRST | | 42 | 0.18 |
| AOTEAROA LEGALISE CANNABIS PARTY | | 330 | 1.38 |
| ASIA PACIFIC UNITED PARTY | | 9 | 0.04 |
| CHRISTIAN COALITION | | 728 | 3.04 |
| ETHNIC MINORITY PARTY | | 55 | 0.23 |
| GREEN SOCIETY | | 13 | 0.05 |
| LABOUR PARTY | | 13,118 | 54.77 |
| MANA MAORI MOVEMENT | | 11 | 0.05 |
| McGILLICUDDY SERIOUS | | 44 | 0.18 |
| NATURAL LAW PARTY | | 57 | 0.24 |
| NZ CONSERVATIVE PARTY | | 5 | 0.02 |
| NEW ZEALAND FIRST PARTY | | 2,426 | 10.13 |
| NZ NATIONAL PARTY | | 4,230 | 17.66 |
| NZ SUPERANNUITANTS AND YOUTH ACTION | | 7 | 0.03 |
| PROGRESSIVE GREENS | | 49 | 0.20 |
| TE TAWHARAU | | 0 | 0.00 |
| THE LIBERTARIANZ | | 9 | 0.04 |
| UNITED NEW ZEALAND PARTY | | 105 | 0.44 |
| Total valid Party Votes | | 23,952 | 100.00 |
| Informal Party Votes | | 252 | |

| Electorate Votes | | Votes | % |
|------------------------------|-------------------------|--------|--------|
| WILSON, Neil John | ACT NEW ZEALAND | 697 | 2.52 |
| TILE, Vernon Iosefa | ALLIANCE | 2,472 | 8.95 |
| MACLACHLAN, Renton | CHRISTIAN COALITION | 902 | 3.27 |
| IUPELLI, Marie | INDEPENDENT | 586 | 2.12 |
| KELLY, Graham | LABOUR PARTY | 11,408 | 41.32 |
| PRANKERD, Grant | McGILLICUDDY SERIOUS | 277 | 1.00 |
| SHEPHERD, Wayne | NATURAL LAW PARTY | 53 | 0.19 |
| HARDING, Graham | NEW ZEALAND FIRST PARTY | 3,128 | 11.33 |
| WELLS, Allan Roderick | NZ NATIONAL PARTY | 7,786 | 28.20 |
| GREEN, David | PROGRESSIVE GREENS | 297 | 1.08 |
| Total valid Electorate Votes | | 27,606 | 100.00 |
| Informal Electorate Votes | | 303 | |
| Majority | | 3,622 | |



| Electorate Votes | | Votes | % |
|------------------------------|--------------------------|--------|--------|
| MATHEWSON, Kevin Roy | ACT NEW ZEALAND | 409 | 1.72 |
| RASMUSSEN, Afamasaga Agnes | ADVANCE NZ | 180 | 0.76 |
| RICHARDS, Len | ALLIANCE | 3,190 | 13.44 |
| WARD, James Ernest Arthur | CHRISTIAN COALITION | 563 | 2.37 |
| FIELD, Taito Phillip | LABOUR PARTY | 13,277 | 55.94 |
| BILYARD, Grant | NATURAL LAW PARTY | 90 | 0.38 |
| MOANA, Thomas Kuru | NEW ZEALAND FIRST PARTY | 1,972 | 8.31 |
| BROOME, David | NZ NATIONAL PARTY | 3,960 | 16.68 |
| IFOPO, Francis | UNITED NEW ZEALAND PARTY | 94 | 0.40 |
| Total valid Electorate Votes | | 23,735 | 100.00 |
| Informal Electorate Votes | | 469 | |
| Majority | | 9,317 | |

| MANUKAU EAST Party Votes | | Votes | % |
|-------------------------------------|--|--------|--------|
| ACT NEW ZEALAND | | 2,064 | 6.30 |
| ADVANCE NZ | | 64 | 0.20 |
| ALLIANCE | | 1,941 | 5.93 |
| ANIMALS FIRST | | 43 | 0.13 |
| AOTEAROA LEGALISE CANNABIS PARTY | | 355 | 1.08 |
| ASIA PACIFIC UNITED PARTY | | 6 | 0.02 |
| CHRISTIAN COALITION | | 1,151 | 3.51 |
| ETHNIC MINORITY PARTY | | 190 | 0.58 |
| GREEN SOCIETY | | 17 | 0.05 |
| LABOUR PARTY | | 11,037 | 33.70 |
| MANA MAORI MOVEMENT | | 11 | 0.03 |
| McGILLICUDDY SERIOUS | | 47 | 0.14 |
| NATURAL LAW PARTY | | 37 | 0.11 |
| NZ CONSERVATIVE PARTY | | 110 | 0.34 |
| NEW ZEALAND FIRST PARTY | | 3,390 | 10.35 |
| NZ NATIONAL PARTY | | 11,996 | 36.63 |
| NZ SUPERANNUITANTS AND YOUTH ACTION | | 24 | 0.07 |
| PROGRESSIVE GREENS | | 49 | 0.15 |
| TE TAWHARAU | | 0 | 0.00 |
| THE LIBERTARIANZ | | 6 | 0.02 |
| UNITED NEW ZEALAND PARTY | | 212 | 0.65 |
| Total valid Party Votes | | 32,750 | 100.00 |
| Informal Party Votes | | 182 | |



| MANUREWA Party Votes | | Votes | % |
|-------------------------------------|--|--------|--------|
| ACT NEW ZEALAND | | 951 | 3.75 |
| ADVANCE NZ | | 37 | 0.15 |
| ALLIANCE | | 2,054 | 8.10 |
| ANIMALS FIRST | | 50 | 0.20 |
| AOTEAROA LEGALISE CANNABIS PARTY | | 447 | 1.76 |
| ASIA PACIFIC UNITED PARTY | | 2 | 0.00 |
| CHRISTIAN COALITION | | 1,147 | 4.52 |
| ETHNIC MINORITY PARTY | | 69 | 0.27 |
| GREEN SOCIETY | | 41 | 0.16 |
| LABOUR PARTY | | 9,820 | 38.72 |
| MANA MAORI MOVEMENT | | 3 | 0.01 |
| McGILLICUDDY SERIOUS | | 64 | 0.25 |
| NATURAL LAW PARTY | | 29 | 0.11 |
| NZ CONSERVATIVE PARTY | | 4 | 0.02 |
| NEW ZEALAND FIRST PARTY | | 3,317 | 13.08 |
| NZ NATIONAL PARTY | | 7,055 | 27.82 |
| NZ SUPERANNUITANTS AND YOUTH ACTION | | 18 | 0.07 |
| PROGRESSIVE GREENS | | 41 | 0.16 |
| TE TAWHARAU | | 0 | 0.00 |
| THE LIBERTARIANZ | | 4 | 0.02 |
| UNITED NEW ZEALAND PARTY | | 209 | 0.82 |
| Total valid Party Votes | | 25,362 | 100.00 |
| Informal Party Votes | | 113 | |

| Electorate Votes | | Votes | % |
|------------------------------|--------------------------|--------|--------|
| COLE, Patrick | ACT NEW ZEALAND | 1,058 | 3.25 |
| TAIMALELAGI TILJALO TOFILAU | ADVANCE NZ | 161 | 0.49 |
| MULITALO, Tafa | ALLIANCE | 1,108 | 3.41 |
| VERMUNT, Annalucia | COMMUNIST LEAGUE PARTY | 30 | 0.09 |
| ROBERTSON, Ross | LABOUR PARTY | 15,269 | 46.93 |
| DODDS, Gregory | NATURAL LAW PARTY | 72 | 0.22 |
| ROGERS, Trevor | NZ CONSERVATIVE PARTY | 1,497 | 4.60 |
| CLARK, Ngaire | NEW ZEALAND FIRST PARTY | 2,361 | 7.26 |
| YEE, Ken | NZ NATIONAL PARTY | 10,686 | 32.85 |
| FALEAUTO, Ted | UNITED NEW ZEALAND PARTY | 292 | 0.90 |
| Total valid Electorate Votes | | 32,534 | 100.00 |
| Informal Electorate Votes | | 398 | |
| Majority | | 4,583 | |



| Electorate Votes | | Votes | % |
|------------------------------|--------------------------|--------|--------|
| THOMPSON, John | ACT NEW ZEALAND | 555 | 2.20 |
| JACKSON, Willie | ALLIANCE | 1,492 | 5.91 |
| MATSON, Braden | CHRISTIAN COALITION | 781 | 3.09 |
| AMERY, Colin Lloyd | GREEN SOCIETY | 145 | 0.57 |
| HAWKINS, George | LABOUR PARTY | 14,015 | 55.47 |
| CRAIG, Derek | McGILLICUDDY SERIOUS | 151 | 0.60 |
| McLAREN, Faye | NATURAL LAW PARTY | 67 | 0.27 |
| MAIL, Roger | NEW ZEALAND FIRST PARTY | 2,240 | 8.87 |
| MARINKOVICH, Les | NZ NATIONAL PARTY | 5,442 | 21.54 |
| HOOD, Malcolm | UNITED NEW ZEALAND PARTY | 378 | 1.50 |
| Total valid Electorate Votes | | 25,266 | 100.00 |
| Informal Electorate Votes | | 209 | |
| Majority | | 8,573 | |

MAUNGAKIEKIE Party Votes

| | Votes | % |
|-------------------------------------|--------|--------|
| ACT NEW ZEALAND | 2,317 | 7.17 |
| ADVANCE NZ | 22 | 0.07 |
| ALLIANCE | 2,706 | 8.37 |
| ANIMALS FIRST | 46 | 0.14 |
| AOTEAROA LEGALISE CANNABIS PARTY | 400 | 1.24 |
| ASIA PACIFIC UNITED PARTY | 7 | 0.02 |
| CHRISTIAN COALITION | 1,207 | 3.74 |
| ETHNIC MINORITY PARTY | 255 | 0.79 |
| GREEN SOCIETY | 15 | 0.05 |
| LABOUR PARTY | 11,024 | 34.12 |
| MANA MAORI MOVEMENT | 14 | 0.04 |
| McGILLICUDDY SERIOUS | 72 | 0.22 |
| NATURAL LAW PARTY | 78 | 0.24 |
| NZ CONSERVATIVE PARTY | 14 | 0.04 |
| NEW ZEALAND FIRST PARTY | 3,405 | 10.54 |
| NZ NATIONAL PARTY | 10,351 | 32.03 |
| NZ SUPERANNUITANTS AND YOUTH ACTION | 25 | 0.08 |
| PROGRESSIVE GREENS | 115 | 0.36 |
| TE TAWHARAU | 0 | 0.00 |
| THE LIBERTARIANZ | 17 | 0.05 |
| UNITED NEW ZEALAND PARTY | 222 | 0.69 |
| Total valid Party Votes | 32,312 | 100.00 |
| Informal Party Votes | 159 | |

NAPIER Party Votes

| | Votes | % |
|-------------------------------------|--------|--------|
| ACT NEW ZEALAND | 1,738 | 5.35 |
| ADVANCE NZ | 5 | 0.02 |
| ALLIANCE | 3,931 | 12.10 |
| ANIMALS FIRST | 80 | 0.25 |
| AOTEAROA LEGALISE CANNABIS PARTY | 659 | 2.03 |
| ASIA PACIFIC UNITED PARTY | 40 | 0.12 |
| CHRISTIAN COALITION | 1,131 | 3.48 |
| ETHNIC MINORITY PARTY | 6 | 0.02 |
| GREEN SOCIETY | 363 | 1.12 |
| LABOUR PARTY | 10,897 | 33.54 |
| MANA MAORI MOVEMENT | 6 | 0.02 |
| McGILLICUDDY SERIOUS | 57 | 0.18 |
| NATURAL LAW PARTY | 45 | 0.14 |
| NZ CONSERVATIVE PARTY | 87 | 0.27 |
| NEW ZEALAND FIRST PARTY | 3,855 | 11.87 |
| NZ NATIONAL PARTY | 9,327 | 28.71 |
| NZ SUPERANNUITANTS AND YOUTH ACTION | 19 | 0.06 |
| PROGRESSIVE GREENS | 61 | 0.19 |
| TE TAWHARAU | 1 | 0.00 |
| THE LIBERTARIANZ | 2 | 0.00 |
| UNITED NEW ZEALAND PARTY | 180 | 0.55 |
| Total valid Party votes | 32,490 | 100.00 |
| Informal Party votes | 121 | |

Electorate Votes

| | Votes | % | |
|------------------------------|--------------------------|--------|--------|
| OGILVIE, Angus Stuart | ACT NEW ZEALAND | 965 | 3.01 |
| SO'ONALOLE, England | ADVANCE NZ | 66 | 0.21 |
| ROBSON, Matt | ALLIANCE | 3,188 | 9.94 |
| NORTHEY, Richard John | LABOUR PARTY | 11,393 | 35.52 |
| ORCHARD, John | McGILLICUDDY SERIOUS | 207 | 0.65 |
| LODGE, Graeme | NATURAL LAW PARTY | 114 | 0.36 |
| MYLES, Gilbert Colin | NEW ZEALAND FIRST PARTY | 4,031 | 12.57 |
| VERNON, Belinda | NZ NATIONAL PARTY | 11,621 | 36.24 |
| BOND, Dorothy Melba | PROGRESSIVE GREENS | 254 | 0.79 |
| PURU, Bill | REPUBLICAN PARTY | 32 | 0.10 |
| SAMUJH, Ram Parkash | UNITED NEW ZEALAND PARTY | 200 | 0.62 |
| Total valid Electorate Votes | | 32,071 | 100.00 |
| Informal Electorate Votes | | 400 | |
| Majority | | 228 | |

Electorate Votes

| | Votes | % | |
|------------------------------|-------------------------|--------|--------|
| HILL, Jean | ACT NEW ZEALAND | 1,285 | 3.99 |
| GWYNN, Robin | ALLIANCE | 2,865 | 8.89 |
| BRAYBROOKE, Geoff | LABOUR PARTY | 17,756 | 55.11 |
| LEVINGSTON, Ian | NATURAL LAW PARTY | 134 | 0.42 |
| SPENCER, Stuart | NEW ZEALAND FIRST PARTY | 2,567 | 7.97 |
| WARD, Kathryn | NZ NATIONAL PARTY | 7,610 | 23.62 |
| Total valid Electorate Votes | | 32,217 | 100.00 |
| Informal Electorate Votes | | 394 | |
| Majority | | 10,146 | |

| NELSON Party Votes | | Votes | % |
|-------------------------------------|--|--------|--------|
| ACT NEW ZEALAND | | 1,900 | 5.49 |
| ADVANCE NZ | | 7 | 0.02 |
| ALLIANCE | | 4,220 | 12.20 |
| ANIMALS FIRST | | 62 | 0.18 |
| AOTEAROA LEGALISE CANNABIS PARTY | | 464 | 1.34 |
| ASIA PACIFIC UNITED PARTY | | 21 | 0.06 |
| CHRISTIAN COALITION | | 2,206 | 6.38 |
| ETHNIC MINORITY PARTY | | 4 | 0.01 |
| GREEN SOCIETY | | 26 | 0.08 |
| LABOUR PARTY | | 11,012 | 31.82 |
| MANA MAORI MOVEMENT | | 6 | 0.02 |
| McGILlicuddy SERIOUS | | 187 | 0.54 |
| NATURAL LAW PARTY | | 59 | 0.17 |
| NZ CONSERVATIVE PARTY | | 7 | 0.02 |
| NEW ZEALAND FIRST PARTY | | 3,417 | 9.88 |
| NZ NATIONAL PARTY | | 10,652 | 30.78 |
| NZ SUPERANNUITANTS AND YOUTH ACTION | | 14 | 0.04 |
| PROGRESSIVE GREENS | | 94 | 0.27 |
| TE TAWHARAU | | 1 | 0.00 |
| THE LIBERTARIANZ | | 13 | 0.04 |
| UNITED NEW ZEALAND PARTY | | 230 | 0.66 |
| Total valid Party Votes | | 34,602 | 100.00 |
| Informal Party Votes | | 147 | |

| NEW LYNN Party Votes | | Votes | % |
|-------------------------------------|--|--------|--------|
| ACT NEW ZEALAND | | 1,506 | 4.89 |
| ADVANCE NZ | | 38 | 0.12 |
| ALLIANCE | | 2,916 | 9.46 |
| ANIMALS FIRST | | 52 | 0.17 |
| AOTEAROA LEGALISE CANNABIS PARTY | | 423 | 1.37 |
| ASIA PACIFIC UNITED PARTY | | 6 | 0.02 |
| CHRISTIAN COALITION | | 1,674 | 5.43 |
| ETHNIC MINORITY PARTY | | 232 | 0.75 |
| GREEN SOCIETY | | 18 | 0.06 |
| LABOUR PARTY | | 10,953 | 35.55 |
| MANA MAORI MOVEMENT | | 7 | 0.02 |
| McGILlicuddy SERIOUS | | 73 | 0.24 |
| NATURAL LAW PARTY | | 36 | 0.12 |
| NZ CONSERVATIVE PARTY | | 5 | 0.02 |
| NEW ZEALAND FIRST PARTY | | 3,300 | 10.71 |
| NZ NATIONAL PARTY | | 9,266 | 30.07 |
| NZ SUPERANNUITANTS AND YOUTH ACTION | | 26 | 0.08 |
| PROGRESSIVE GREENS | | 101 | 0.33 |
| TE TAWHARAU | | 0 | 0.00 |
| THE LIBERTARIANZ | | 8 | 0.03 |
| UNITED NEW ZEALAND PARTY | | 172 | 0.56 |
| Total valid Party Votes | | 30,812 | 100.00 |
| Informal Party Votes | | 112 | |

| Electorate Votes | | Votes | % |
|------------------------------|-------------------------|--------|--------|
| RANDLE, Merv | ACT NEW ZEALAND | 251 | 0.73 |
| WARD, Mike | ALLIANCE | 3,171 | 9.17 |
| BARBER, Nick | CHRISTIAN COALITION | 749 | 2.17 |
| BLINCOE, John | LABOUR PARTY | 8,057 | 23.30 |
| OWENS, Tim | McGILlicuddy SERIOUS | 279 | 0.81 |
| McGREGOR, Michelle | NATURAL LAW PARTY | 86 | 0.25 |
| DOWNEY, Bernard | NEW ZEALAND FIRST PARTY | 1,510 | 4.37 |
| SMITH, Nick | NZ NATIONAL PARTY | 20,481 | 59.22 |
| Total valid Electorate Votes | | 34,584 | 100.00 |
| Informal Electorate Votes | | 165 | |
| Majority | | 12,424 | |

| Electorate Votes | | Votes | % |
|------------------------------|--------------------------|--------|--------|
| PRESCOTT, James | ADVANCE NZ | 91 | 0.30 |
| ROBINSON, Cliff | ALLIANCE | 3,554 | 11.61 |
| GOFF, Phil | LABOUR PARTY | 15,392 | 50.29 |
| FOSTER, Richard | McGILlicuddy SERIOUS | 203 | 0.66 |
| McGRATH, Les | NATURAL LAW PARTY | 68 | 0.22 |
| MULLINS, Dawn | NEW ZEALAND FIRST PARTY | 2,616 | 8.55 |
| GARDNER, Richard | NZ NATIONAL PARTY | 8,254 | 26.97 |
| DARIN, Mark | PROGRESSIVE GREENS | 301 | 0.98 |
| HUBSCHER, John | UNITED NEW ZEALAND PARTY | 128 | 0.42 |
| Total valid Electorate Votes | | 30,607 | 100.00 |
| Informal Electorate Votes | | 317 | |
| Majority | | 7,138 | |

| NEW PLYMOUTH Party Votes | | Votes | % | | |
|-------------------------------------|--|--------|--------|--|--|
| ACT NEW ZEALAND | | 1,492 | 4.43 | | |
| ADVANCE NZ | | 7 | 0.02 | | |
| ALLIANCE | | 3,282 | 9.74 | | |
| ANIMALS FIRST | | 77 | 0.23 | | |
| AOTEAROA LEGALISE CANNABIS PARTY | | 642 | 1.91 | | |
| ASIA PACIFIC UNITED PARTY | | 2 | 0.00 | | |
| CHRISTIAN COALITION | | 1,619 | 4.81 | | |
| ETHNIC MINORITY PARTY | | 8 | 0.02 | | |
| GREEN SOCIETY | | 21 | 0.06 | | |
| LABOUR PARTY | | 9,833 | 29.18 | | |
| MANA MAORI MOVEMENT | | 20 | 0.06 | | |
| McGILLICUDDY SERIOUS | | 93 | 0.28 | | |
| NATURAL LAW PARTY | | 48 | 0.14 | | |
| NZ CONSERVATIVE PARTY | | 19 | 0.06 | | |
| NEW ZEALAND FIRST PARTY | | 3,999 | 11.87 | | |
| NZ NATIONAL PARTY | | 12,185 | 36.16 | | |
| NZ SUPERANNUITANTS AND YOUTH ACTION | | 14 | 0.04 | | |
| PROGRESSIVE GREENS | | 100 | 0.30 | | |
| TE TAWHARAU | | 1 | 0.00 | | |
| THE LIBERTARIANZ | | 11 | 0.03 | | |
| UNITED NEW ZEALAND PARTY | | 223 | 0.66 | | |
| Total valid Party Votes | | 33,696 | 100.00 | | |
| Informal Party Votes | | 151 | | | |

| NORTH SHORE Party Votes | | Votes | % | | |
|-------------------------------------|--|--------|--------|--|--|
| ACT NEW ZEALAND | | 5,015 | 13.78 | | |
| ADVANCE NZ | | 0 | 0.00 | | |
| ALLIANCE | | 2,125 | 5.84 | | |
| ANIMALS FIRST | | 50 | 0.14 | | |
| AOTEAROA LEGALISE CANNABIS PARTY | | 456 | 1.25 | | |
| ASIA PACIFIC UNITED PARTY | | 4 | 0.01 | | |
| CHRISTIAN COALITION | | 1,181 | 3.24 | | |
| ETHNIC MINORITY PARTY | | 71 | 0.20 | | |
| GREEN SOCIETY | | 50 | 0.14 | | |
| LABOUR PARTY | | 7,518 | 20.65 | | |
| MANA MAORI MOVEMENT | | 3 | 0.00 | | |
| McGILLICUDDY SERIOUS | | 87 | 0.24 | | |
| NATURAL LAW PARTY | | 43 | 0.12 | | |
| NZ CONSERVATIVE PARTY | | 11 | 0.03 | | |
| NEW ZEALAND FIRST PARTY | | 3,547 | 9.74 | | |
| NZ NATIONAL PARTY | | 15,612 | 42.89 | | |
| NZ SUPERANNUITANTS AND YOUTH ACTION | | 41 | 0.11 | | |
| PROGRESSIVE GREENS | | 103 | 0.28 | | |
| TE TAWHARAU | | 0 | 0.00 | | |
| THE LIBERTARIANZ | | 11 | 0.03 | | |
| UNITED NEW ZEALAND PARTY | | 476 | 1.31 | | |
| Total valid Party Votes | | 36,404 | 100.00 | | |
| Informal Party Votes | | 73 | | | |

| Electorate Votes | | Votes | % | | |
|------------------------------|-------------------------|--------|--------|--|--|
| HUSTON, Tony | ACT NEW ZEALAND | 391 | 1.16 | | |
| GAFFY, Sue | ALLIANCE | 1,277 | 3.80 | | |
| DUYNHOVEN, Harry | LABOUR PARTY | 20,746 | 61.67 | | |
| SOWRY, Bruce | NATURAL LAW PARTY | 63 | 0.19 | | |
| SLAATS, Henry | NEW ZEALAND FIRST PARTY | 1,771 | 5.26 | | |
| MAXWELL, Roger | NZ NATIONAL PARTY | 9,213 | 27.39 | | |
| O'NEILL, Paul | PROGRESSIVE GREENS | 181 | 0.54 | | |
| Total valid Electorate Votes | | 33,642 | 100.00 | | |
| Informal Electorate Votes | | 205 | | | |
| Majority | | 11,533 | | | |

| Electorate Votes | | Votes | % | | |
|------------------------------|-------------------------|--------|--------|--|--|
| QUIGLEY, Derek Francis | ACT NEW ZEALAND | 5,415 | 14.94 | | |
| CAYFORD, Joel | ALLIANCE | 4,897 | 13.51 | | |
| BELDING, Julie | CHRISTIAN COALITION | 780 | 2.15 | | |
| HEISING, Brad | GREEN SOCIETY | 109 | 0.30 | | |
| CAMERON, Perry | LABOUR PARTY | 4,375 | 12.07 | | |
| CLARK, Felix | McGILLICUDDY SERIOUS | 263 | 0.73 | | |
| PIANTA, Gail | NATURAL LAW PARTY | 84 | 0.23 | | |
| BATTEN, Ann | NEW ZEALAND FIRST PARTY | 4,165 | 11.49 | | |
| MAPP, Wayne | NZ NATIONAL PARTY | 15,763 | 43.48 | | |
| GILLIGAN, Trevor John | NZ SUPERANNUITANTS | 88 | 0.24 | | |
| DOHERTY, Cassandra | PROGRESSIVE GREENS | 313 | 0.86 | | |
| Total valid Electorate Votes | | 36,252 | 100.00 | | |
| Informal Electorate Votes | | 225 | | | |
| Majority | | 10,348 | | | |

| NORTHCOTE Party Votes | | Votes | % |
|-------------------------------------|--|--------|--------|
| ACT NEW ZEALAND | | 3,467 | 10.27 |
| ADVANCE NZ | | 2 | 0.00 |
| ALLIANCE | | 3,078 | 9.11 |
| ANIMALS FIRST | | 54 | 0.16 |
| AOTEAROA LEGALISE CANNABIS PARTY | | 451 | 1.34 |
| ASIA PACIFIC UNITED PARTY | | 4 | 0.01 |
| CHRISTIAN COALITION | | 1,318 | 3.90 |
| ETHNIC MINORITY PARTY | | 119 | 0.35 |
| GREEN SOCIETY | | 32 | 0.09 |
| LABOUR PARTY | | 8,267 | 24.48 |
| MANA MAORI MOVEMENT | | 5 | 0.01 |
| McGILLICUDDY SERIOUS | | 83 | 0.25 |
| NATURAL LAW PARTY | | 49 | 0.15 |
| NZ CONSERVATIVE PARTY | | 7 | 0.02 |
| NEW ZEALAND FIRST PARTY | | 3,227 | 9.56 |
| NZ NATIONAL PARTY | | 12,997 | 38.49 |
| NZ SUPERANNUITANTS AND YOUTH ACTION | | 26 | 0.08 |
| PROGRESSIVE GREENS | | 110 | 0.33 |
| TE TAWHARAU | | 0 | 0.00 |
| THE LIBERTARIANZ | | 19 | 0.06 |
| UNITED NEW ZEALAND PARTY | | 455 | 1.35 |
| Total valid Party Votes | | 33,770 | 100.00 |
| Informal Party Votes | | 91 | |

| NORTHLAND Party Votes | | Votes | % |
|-------------------------------------|--|--------|--------|
| ACT NEW ZEALAND | | 1,924 | 6.59 |
| ADVANCE NZ | | 2 | 0.00 |
| ALLIANCE | | 3,207 | 10.99 |
| ANIMALS FIRST | | 33 | 0.11 |
| AOTEAROA LEGALISE CANNABIS PARTY | | 432 | 1.48 |
| ASIA PACIFIC UNITED PARTY | | 2 | 0.00 |
| CHRISTIAN COALITION | | 1,321 | 4.52 |
| ETHNIC MINORITY PARTY | | 0 | 0.00 |
| GREEN SOCIETY | | 19 | 0.07 |
| LABOUR PARTY | | 5,741 | 19.66 |
| MANA MAORI MOVEMENT | | 17 | 0.06 |
| McGILLICUDDY SERIOUS | | 101 | 0.35 |
| NATURAL LAW PARTY | | 81 | 0.28 |
| NZ CONSERVATIVE PARTY | | 5 | 0.02 |
| NEW ZEALAND FIRST PARTY | | 6,348 | 21.74 |
| NZ NATIONAL PARTY | | 9,665 | 33.11 |
| NZ SUPERANNUITANTS AND YOUTH ACTION | | 17 | 0.06 |
| PROGRESSIVE GREENS | | 116 | 0.40 |
| TE TAWHARAU | | 1 | 0.00 |
| THE LIBERTARIANZ | | 9 | 0.03 |
| UNITED NEW ZEALAND PARTY | | 153 | 0.52 |
| Total valid Party Votes | | 29,194 | 100.00 |
| Informal Party Votes | | 101 | |

| Electorate Votes | | Votes | % |
|------------------------------|--------------------------|--------|--------|
| BIRD, Kieran | ACT NEW ZEALAND | 1,235 | 3.68 |
| GILLON, Grant | ALLIANCE | 3,923 | 11.68 |
| MOLVING, Merete | GREEN SOCIETY | 100 | 0.30 |
| HARTLEY, Ann | LABOUR PARTY | 9,216 | 27.43 |
| SMITH, Bernard | McGILLICUDDY SERIOUS | 235 | 0.70 |
| O'BRIEN, Kevin | NATURAL LAW PARTY | 52 | 0.15 |
| PHILLIPS, Janie | NEW ZEALAND FIRST PARTY | 2,875 | 8.56 |
| REVELL, Ian | NZ NATIONAL PARTY | 13,779 | 41.01 |
| LEE, Peter | PROGRESSIVE GREENS | 213 | 0.63 |
| WARNER, Pamela | REPUBLICAN PARTY | 15 | 0.04 |
| HILT, Peter | UNITED NEW ZEALAND PARTY | 1,955 | 5.82 |
| Total valid Electorate Votes | | 33,598 | 100.00 |
| Informal Electorate Votes | | 263 | |
| Majority | | 4,563 | |

| Electorate Votes | | Votes | % |
|------------------------------|-------------------------|--------|--------|
| LATIMER, John | ACT NEW ZEALAND | 589 | 2.02 |
| GROVER, Frank | ALLIANCE | 3,515 | 12.08 |
| JACK, Ned | CHRISTIAN COALITION | 738 | 2.54 |
| DALY, Cherry | INDEPENDENT | 551 | 1.89 |
| PANGARI, Peter | LABOUR PARTY | 2,825 | 9.71 |
| TAYLOR, Dale Magnus | McGILLICUDDY SERIOUS | 212 | 0.73 |
| BUSH, Leigh Aroha | NATURAL LAW PARTY | 76 | 0.26 |
| PETERS, Ron | NEW ZEALAND FIRST PARTY | 7,117 | 24.45 |
| CARTER, John | NZ NATIONAL PARTY | 13,033 | 44.78 |
| PRIME, Kevin | PROGRESSIVE GREENS | 449 | 1.54 |
| Total valid Electorate Votes | | 29,105 | 100.00 |
| Informal Electorate Votes | | 190 | |
| Majority | | 5,961 | |

| OHARIU-BELMONT Party Votes | | Votes | % |
|-------------------------------------|--|--------|--------|
| ACT NEW ZEALAND | | 2,105 | 6.35 |
| ADVANCE NZ | | 4 | 0.01 |
| ALLIANCE | | 2,749 | 8.30 |
| ANIMALS FIRST | | 76 | 0.23 |
| AOTEAROA LEGALISE CANNABIS PARTY | | 388 | 1.17 |
| ASIA PACIFIC UNITED PARTY | | 15 | 0.05 |
| CHRISTIAN COALITION | | 1,590 | 4.80 |
| ETHNIC MINORITY PARTY | | 21 | 0.06 |
| GREEN SOCIETY | | 15 | 0.05 |
| LABOUR PARTY | | 8,645 | 26.09 |
| MANA MAORI MOVEMENT | | 4 | 0.01 |
| McGILLICUDDY SERIOUS | | 113 | 0.34 |
| NATURAL LAW PARTY | | 66 | 0.20 |
| NZ CONSERVATIVE PARTY | | 16 | 0.05 |
| NEW ZEALAND FIRST PARTY | | 1,949 | 5.88 |
| NZ NATIONAL PARTY | | 14,454 | 43.62 |
| NZ SUPERANNUITANTS AND YOUTH ACTION | | 22 | 0.07 |
| PROGRESSIVE GREENS | | 43 | 0.13 |
| TE TAWHARAU | | 0 | 0.00 |
| THE LIBERTARIANZ | | 9 | 0.03 |
| UNITED NEW ZEALAND PARTY | | 851 | 2.57 |
| Total valid Party Votes | | 33,135 | 100.00 |
| Informal Party Votes | | 90 | |

| OTAGO Party Votes | | Votes | % |
|-------------------------------------|--|--------|--------|
| ACT NEW ZEALAND | | 1,928 | 5.34 |
| ADVANCE NZ | | 20 | 0.06 |
| ALLIANCE | | 3,673 | 10.18 |
| ANIMALS FIRST | | 72 | 0.20 |
| AOTEAROA LEGALISE CANNABIS PARTY | | 677 | 1.88 |
| ASIA PACIFIC UNITED PARTY | | 0 | 0.00 |
| CHRISTIAN COALITION | | 1,443 | 4.00 |
| ETHNIC MINORITY PARTY | | 3 | 0.00 |
| GREEN SOCIETY | | 20 | 0.06 |
| LABOUR PARTY | | 9,727 | 26.96 |
| MANA MAORI MOVEMENT | | 4 | 0.01 |
| McGILLICUDDY SERIOUS | | 139 | 0.39 |
| NATURAL LAW PARTY | | 46 | 0.13 |
| NZ CONSERVATIVE PARTY | | 124 | 0.34 |
| NEW ZEALAND FIRST PARTY | | 3,917 | 10.85 |
| NZ NATIONAL PARTY | | 13,875 | 38.45 |
| NZ SUPERANNUITANTS AND YOUTH ACTION | | 10 | 0.03 |
| PROGRESSIVE GREENS | | 72 | 0.20 |
| TE TAWHARAU | | 3 | 0.00 |
| THE LIBERTARIANZ | | 6 | 0.02 |
| UNITED NEW ZEALAND PARTY | | 327 | 0.91 |
| Total valid Party Votes | | 36,086 | 100.00 |
| Informal Party Votes | | 138 | |

| Electorate Votes | | Votes | % |
|------------------------------|--------------------------|--------|--------|
| SHIRLEY, Ken | ACT NEW ZEALAND | 1,931 | 5.94 |
| BUNKLE, Phillida | ALLIANCE | 3,966 | 12.21 |
| THOMAS, Rosemarie | CHRISTIAN COALITION | 1,191 | 3.67 |
| SMITH, Verna | LABOUR PARTY | 7,402 | 22.79 |
| WHARTON, Jonat | McGILLICUDDY SERIOUS | 459 | 1.41 |
| DONOVAN, Penelope Forrester | NATURAL LAW PARTY | 174 | 0.54 |
| DAVIS, Ernie | NEW ZEALAND FIRST PARTY | 1,448 | 4.46 |
| DUNNE, Peter | UNITED NEW ZEALAND PARTY | 15,915 | 48.99 |
| Total valid Electorate Votes | | 32,486 | 100.00 |
| Informal Electorate Votes | | 739 | |
| Majority | | 8,513 | |

| Electorate Votes | | Votes | % |
|------------------------------|--------------------------|--------|--------|
| DILL, Anne | ACT NEW ZEALAND | 1,162 | 3.23 |
| WOOD, Norman | ALLIANCE | 3,174 | 8.83 |
| BRADFIELD, Grant | CHRISTIAN COALITION | 977 | 2.72 |
| ALBISTON, Bruce | INDEPENDENT | 5,191 | 14.44 |
| HAMILTON, Garth | INDEPENDENT | 233 | 0.65 |
| YIAKMIS, Janet | LABOUR PARTY | 6,638 | 18.47 |
| LEGGE, Mike | McGILLICUDDY SERIOUS | 474 | 1.32 |
| DRAKE, Carolyn | NATURAL LAW PARTY | 94 | 0.26 |
| McHUGH, Margaret Ann | NZ CONSERVATIVE PARTY | 1,461 | 4.07 |
| PERKINS, Stan | NEW ZEALAND FIRST PARTY | 2,734 | 7.61 |
| HERLIHY, Gavan James | NZ NATIONAL PARTY | 13,643 | 37.96 |
| FLEURY, Kevin | UNITED NEW ZEALAND PARTY | 159 | 0.44 |
| Total valid Electorate Votes | | 35,940 | 100.00 |
| Informal Electorate Votes | | 284 | |
| Majority | | 7,005 | |

OTAKI Party Votes

| | Votes | % |
|-------------------------------------|--------|--------|
| ACT NEW ZEALAND | 1,358 | 3.88 |
| ADVANCE NZ | 7 | 0.02 |
| ALLIANCE | 4,494 | 12.82 |
| ANIMALS FIRST | 66 | 0.19 |
| AOTEAROA LEGALISE CANNABIS PARTY | 394 | 1.12 |
| ASIA PACIFIC UNITED PARTY | 2 | 0.00 |
| CHRISTIAN COALITION | 1,811 | 5.17 |
| ETHNIC MINORITY PARTY | 5 | 0.01 |
| GREEN SOCIETY | 256 | 0.73 |
| LABOUR PARTY | 10,461 | 29.85 |
| MANA MAORI MOVEMENT | 16 | 0.05 |
| McGILLICUDDY SERIOUS | 74 | 0.21 |
| NATURAL LAW PARTY | 68 | 0.19 |
| NZ CONSERVATIVE PARTY | 108 | 0.31 |
| NEW ZEALAND FIRST PARTY | 4,409 | 12.58 |
| NZ NATIONAL PARTY | 11,143 | 31.80 |
| NZ SUPERANNUITANTS AND YOUTH ACTION | 17 | 0.05 |
| PROGRESSIVE GREENS | 47 | 0.13 |
| TE TAWHARAU | 1 | 0.00 |
| THE LIBERTARIANZ | 6 | 0.02 |
| UNITED NEW ZEALAND PARTY | 300 | 0.86 |
| Total valid Party Votes | 35,043 | 100.00 |
| Informal Party Votes | 139 | |

OWAIRAKA Party Votes

| | Votes | % |
|-------------------------------------|--------|--------|
| ACT NEW ZEALAND | 2,218 | 6.77 |
| ADVANCE NZ | 48 | 0.15 |
| ALLIANCE | 2,576 | 7.86 |
| ANIMALS FIRST | 41 | 0.13 |
| AOTEAROA LEGALISE CANNABIS PARTY | 462 | 1.41 |
| ASIA PACIFIC UNITED PARTY | 7 | 0.02 |
| CHRISTIAN COALITION | 1,664 | 5.08 |
| ETHNIC MINORITY PARTY | 274 | 0.84 |
| GREEN SOCIETY | 42 | 0.13 |
| LABOUR PARTY | 11,524 | 35.15 |
| MANA MAORI MOVEMENT | 22 | 0.07 |
| McGILLICUDDY SERIOUS | 67 | 0.20 |
| NATURAL LAW PARTY | 64 | 0.20 |
| NZ CONSERVATIVE PARTY | 10 | 0.03 |
| NEW ZEALAND FIRST PARTY | 2,710 | 8.27 |
| NZ NATIONAL PARTY | 10,657 | 32.51 |
| NZ SUPERANNUITANTS AND YOUTH ACTION | 24 | 0.07 |
| PROGRESSIVE GREENS | 90 | 0.27 |
| TE TAWHARAU | 0 | 0.00 |
| THE LIBERTARIANZ | 16 | 0.05 |
| UNITED NEW ZEALAND PARTY | 268 | 0.82 |
| Total valid Party Votes | 32,784 | 100.00 |
| Informal Party Votes | 234 | |

Electorate Votes

| | Votes | % | |
|------------------------------|-------------------------|--------|--------|
| CLULEE, Robin | ACT NEW ZEALAND | 309 | 0.88 |
| SMITH, Mike | ALLIANCE | 3,291 | 9.41 |
| HONORE, Kevin | CHRISTIAN COALITION | 1,110 | 3.18 |
| KEALL, Judy | LABOUR PARTY | 14,183 | 40.57 |
| GAUSTAD, Alan | NATURAL LAW PARTY | 96 | 0.27 |
| TAMIHANA, Jack | NEW ZEALAND FIRST PARTY | 2,772 | 7.93 |
| SOWRY, Roger Morrison | NZ NATIONAL PARTY | 13,195 | 37.75 |
| Total valid Electorate Votes | | 34,956 | 100.00 |
| Informal Electorate Votes | | 226 | |
| Majority | | 988 | |

Electorate Votes

| | Votes | % | |
|------------------------------|-------------------------|--------|--------|
| COUPER, Andrew | ACT NEW ZEALAND | 768 | 2.36 |
| CHUAH, Eric | ADVANCE NZ | 50 | 0.15 |
| LOCKE, Keith | ALLIANCE | 1,775 | 5.45 |
| CLARK, Helen | LABOUR PARTY | 16,686 | 51.20 |
| JOHNSON, Julia | McGILLICUDDY SERIOUS | 217 | 0.67 |
| DAVY, Martin Horatio | NATURAL LAW PARTY | 90 | 0.28 |
| KEILLER, Jason | NEW ZEALAND FIRST PARTY | 2,297 | 7.05 |
| RAFFILLS, Phil | NZ NATIONAL PARTY | 10,706 | 32.85 |
| Total valid Electorate Votes | | 32,589 | 100.00 |
| Informal Electorate Votes | | 429 | |
| Majority | | 5,980 | |

| PAKURANGA Party Votes | | Votes | % |
|-------------------------------------|--|--------|--------|
| ACT NEW ZEALAND | | 3,794 | 11.13 |
| ADVANCE NZ | | 6 | 0.02 |
| ALLIANCE | | 1,963 | 5.76 |
| ANIMALS FIRST | | 42 | 0.12 |
| AOTEAROA LEGALISE CANNABIS PARTY | | 388 | 1.14 |
| ASIA PACIFIC UNITED PARTY | | 7 | 0.02 |
| CHRISTIAN COALITION | | 1,507 | 4.42 |
| ETHNIC MINORITY PARTY | | 194 | 0.57 |
| GREEN SOCIETY | | 22 | 0.06 |
| LABOUR PARTY | | 6,515 | 19.12 |
| MANA MAORI MOVEMENT | | 2 | 0.00 |
| McGILLICUDDY SERIOUS | | 75 | 0.22 |
| NATURAL LAW PARTY | | 55 | 0.16 |
| NZ CONSERVATIVE PARTY | | 45 | 0.13 |
| NEW ZEALAND FIRST PARTY | | 3,808 | 11.18 |
| NZ NATIONAL PARTY | | 15,264 | 44.79 |
| NZ SUPERANNUITANTS AND YOUTH ACTION | | 26 | 0.08 |
| PROGRESSIVE GREENS | | 88 | 0.26 |
| TE TAWHARAU | | 0 | 0.00 |
| THE LIBERTARIANZ | | 20 | 0.06 |
| UNITED NEW ZEALAND PARTY | | 255 | 0.75 |
| Total valid Party Votes | | 34,076 | 100.00 |
| Informal Party Votes | | 91 | |

| PALMERSTON NORTH Party Votes | | Votes | % |
|-------------------------------------|--|--------|--------|
| ACT NEW ZEALAND | | 1,478 | 4.44 |
| ADVANCE NZ | | 6 | 0.02 |
| ALLIANCE | | 3,845 | 11.55 |
| ANIMALS FIRST | | 68 | 0.20 |
| AOTEAROA LEGALISE CANNABIS PARTY | | 576 | 1.73 |
| ASIA PACIFIC UNITED PARTY | | 3 | 0.00 |
| CHRISTIAN COALITION | | 1,920 | 5.77 |
| ETHNIC MINORITY PARTY | | 15 | 0.05 |
| GREEN SOCIETY | | 16 | 0.05 |
| LABOUR PARTY | | 10,348 | 31.08 |
| MANA MAORI MOVEMENT | | 13 | 0.04 |
| McGILLICUDDY SERIOUS | | 170 | 0.51 |
| NATURAL LAW PARTY | | 64 | 0.19 |
| NZ CONSERVATIVE PARTY | | 8 | 0.02 |
| NEW ZEALAND FIRST PARTY | | 3,502 | 10.52 |
| NZ NATIONAL PARTY | | 10,902 | 32.74 |
| NZ SUPERANNUITANTS AND YOUTH ACTION | | 17 | 0.05 |
| PROGRESSIVE GREENS | | 77 | 0.23 |
| TE TAWHARAU | | 0 | 0.00 |
| THE LIBERTARIANZ | | 14 | 0.04 |
| UNITED NEW ZEALAND PARTY | | 252 | 0.76 |
| Total valid Party Votes | | 33,294 | 100.00 |
| Informal Party Votes | | 108 | |

| Electorate Votes | | Votes | % |
|------------------------------|-------------------------|--------|--------|
| MACKAY, Heather | ACT NEW ZEALAND | 1,592 | 4.70 |
| BARNARD, Trevor | ALLIANCE | 2,701 | 7.98 |
| STARRENBURG, Craig | CHRISTIAN COALITION | 1,051 | 3.10 |
| CLARKE, James | LABOUR PARTY | 4,683 | 13.83 |
| SASQUATCH | McGILLICUDDY SERIOUS | 315 | 0.93 |
| HODGSON, John | NATURAL LAW PARTY | 70 | 0.21 |
| WHOLEY, Rob | NEW ZEALAND FIRST PARTY | 3,994 | 11.79 |
| WILLIAMSON, Maurice | NZ NATIONAL PARTY | 19,187 | 56.65 |
| FORSYTH, Catherine | PROGRESSIVE GREENS | 274 | 0.81 |
| Total valid Electorate Votes | | 33,867 | 100.00 |
| Informal Electorate Votes | | 300 | |
| Majority | | 14,504 | |

| Electorate Votes | | Votes | % |
|------------------------------|-------------------------|--------|--------|
| WILDE, Val | ACT NEW ZEALAND | 1,354 | 4.09 |
| HEHIR, Gerard | ALLIANCE | 2,260 | 6.82 |
| BOWATER, Grant | CHRISTIAN COALITION | 1,543 | 4.66 |
| MAHAREY, Steven | LABOUR PARTY | 18,313 | 55.28 |
| O'NEILL, Paddy | McGILLICUDDY SERIOUS | 523 | 1.58 |
| MARTIN, Tony | NATURAL LAW PARTY | 87 | 0.26 |
| JANS, Trevor | NEW ZEALAND FIRST PARTY | 1,767 | 5.33 |
| MATHEW, George | NZ NATIONAL PARTY | 7,283 | 21.98 |
| Total valid Electorate Votes | | 33,130 | 100.00 |
| Informal Electorate Votes | | 272 | |
| Majority | | 11,030 | |

| PORT WAIKATO Party Votes | Votes | % |
|-------------------------------------|--------|--------|
| ACT NEW ZEALAND | 1,796 | 6.24 |
| ADVANCE NZ | 8 | 0.03 |
| ALLIANCE | 2,452 | 8.52 |
| ANIMALS FIRST | 51 | 0.18 |
| AOTEAROA LEGALISE CANNABIS PARTY | 441 | 1.53 |
| ASIA PACIFIC UNITED PARTY | 1 | 0.00 |
| CHRISTIAN COALITION | 1,211 | 4.21 |
| ETHNIC MINORITY PARTY | 18 | 0.06 |
| GREEN SOCIETY | 25 | 0.09 |
| LABOUR PARTY | 6,354 | 22.09 |
| MANA MAORI MOVEMENT | 21 | 0.07 |
| McGILLICUDDY SERIOUS | 122 | 0.42 |
| NATURAL LAW PARTY | 27 | 0.09 |
| NZ CONSERVATIVE PARTY | 17 | 0.06 |
| NEW ZEALAND FIRST PARTY | 4,996 | 17.37 |
| NZ NATIONAL PARTY | 10,809 | 37.58 |
| NZ SUPERANNUITANTS AND YOUTH ACTION | 23 | 0.08 |
| PROGRESSIVE GREENS | 64 | 0.22 |
| TE TAWHARAU | 0 | 0.00 |
| THE LIBERTARIANZ | 10 | 0.03 |
| UNITED NEW ZEALAND PARTY | 319 | 1.11 |
| Total valid Party Votes | 28,765 | 100.00 |
| Informal Party Votes | 105 | |

| RAKAIA Party Votes | Votes | % |
|-------------------------------------|--------|--------|
| ACT NEW ZEALAND | 2,194 | 6.46 |
| ADVANCE NZ | 10 | 0.03 |
| ALLIANCE | 3,582 | 10.55 |
| ANIMALS FIRST | 62 | 0.18 |
| AOTEAROA LEGALISE CANNABIS PARTY | 366 | 1.08 |
| ASIA PACIFIC UNITED PARTY | 0 | 0.00 |
| CHRISTIAN COALITION | 1,157 | 3.41 |
| ETHNIC MINORITY PARTY | 6 | 0.02 |
| GREEN SOCIETY | 25 | 0.07 |
| LABOUR PARTY | 7,956 | 23.44 |
| MANA MAORI MOVEMENT | 2 | 0.00 |
| McGILLICUDDY SERIOUS | 100 | 0.29 |
| NATURAL LAW PARTY | 50 | 0.15 |
| NZ CONSERVATIVE PARTY | 9 | 0.03 |
| NEW ZEALAND FIRST PARTY | 3,880 | 11.43 |
| NZ NATIONAL PARTY | 14,180 | 41.78 |
| NZ SUPERANNUITANTS AND YOUTH ACTION | 12 | 0.04 |
| PROGRESSIVE GREENS | 58 | 0.17 |
| TE TAWHARAU | 1 | 0.00 |
| THE LIBERTARIANZ | 11 | 0.03 |
| UNITED NEW ZEALAND PARTY | 280 | 0.82 |
| Total valid Party Votes | 33,941 | 100.00 |
| Informal Party Votes | 104 | |

| Electorate Votes | Votes | % |
|--|--------|--------|
| LAMB, Marlene M. ACT NEW ZEALAND | 804 | 2.81 |
| PETCHEY, Francis ALLIANCE | 2,922 | 10.22 |
| HAYWARD, Rick CHRISTIAN COALITION | 733 | 2.56 |
| HUGHES, Terry LABOUR PARTY | 4,888 | 17.09 |
| SUTCLIFFE, David McGILLICUDDY SERIOUS | 397 | 1.39 |
| COMINS, Rhonda-Lisa NATURAL LAW PARTY | 84 | 0.29 |
| FORBES, John NEW ZEALAND FIRST PARTY | 5,527 | 19.32 |
| BIRCH, Bill NZ NATIONAL PARTY | 12,529 | 43.80 |
| COLSON, Diane UNITED NEW ZEALAND PARTY | 720 | 2.52 |
| Total valid Electorate Votes | 28,604 | 100.00 |
| Informal Electorate Votes | 266 | |
| Majority | 7,002 | |

| Electorate Votes | Votes | % |
|---------------------------------------|--------|--------|
| RICHARDSON, Dean ACT NEW ZEALAND | 721 | 2.14 |
| ROBERTSON, Mark ALLIANCE | 2,931 | 8.68 |
| FRANCIS, Rosemary CHRISTIAN COALITION | 922 | 2.73 |
| STONE, Geoff LABOUR PARTY | 10,028 | 29.70 |
| SMILLIE, Ian NATURAL LAW PARTY | 103 | 0.31 |
| PAGE, Colleen NEW ZEALAND FIRST PARTY | 3,702 | 10.96 |
| SHIPLEY, Jenny NZ NATIONAL PARTY | 15,058 | 44.60 |
| HOWIE, John UNITED NEW ZEALAND PARTY | 301 | 0.89 |
| Total valid Electorate Votes | 33,766 | 100.00 |
| Informal Electorate Votes | 279 | |
| Majority | 5,030 | |

| RANGATIKEI Party Votes | Votes | % |
|-------------------------------------|--------|--------|
| ACT NEW ZEALAND | 1,665 | 5.11 |
| ADVANCE NZ | 12 | 0.04 |
| ALLIANCE | 3,679 | 11.29 |
| ANIMALS FIRST | 62 | 0.19 |
| AOTEAROA LEGALISE CANNABIS PARTY | 393 | 1.21 |
| ASIA PACIFIC UNITED PARTY | 0 | 0.00 |
| CHRISTIAN COALITION | 1,772 | 5.44 |
| ETHNIC MINORITY PARTY | 7 | 0.02 |
| GREEN SOCIETY | 18 | 0.06 |
| LABOUR PARTY | 7,782 | 23.89 |
| MANA MAORI MOVEMENT | 16 | 0.05 |
| McGILLICUDDY SERIOUS | 124 | 0.38 |
| NATURAL LAW PARTY | 63 | 0.19 |
| NZ CONSERVATIVE PARTY | 176 | 0.54 |
| NEW ZEALAND FIRST PARTY | 4,921 | 15.11 |
| NZ NATIONAL PARTY | 11,659 | 35.79 |
| NZ SUPERANNUITANTS AND YOUTH ACTION | 10 | 0.03 |
| PROGRESSIVE GREENS | 52 | 0.16 |
| TE TAWHARAU | 0 | 0.00 |
| THE LIBERTARIANZ | 12 | 0.04 |
| UNITED NEW ZEALAND PARTY | 151 | 0.46 |
| Total valid Party Votes | 32,574 | 100.00 |
| Informal Party Votes | 88 | |

| RIMUTAKA Party Votes | Votes | % |
|-------------------------------------|--------|--------|
| ACT NEW ZEALAND | 1,097 | 3.49 |
| ADVANCE NZ | 2 | 0.00 |
| ALLIANCE | 3,678 | 11.69 |
| ANIMALS FIRST | 65 | 0.21 |
| AOTEAROA LEGALISE CANNABIS PARTY | 447 | 1.42 |
| ASIA PACIFIC UNITED PARTY | 19 | 0.06 |
| CHRISTIAN COALITION | 1,693 | 5.38 |
| ETHNIC MINORITY PARTY | 12 | 0.04 |
| GREEN SOCIETY | 10 | 0.03 |
| LABOUR PARTY | 10,560 | 33.58 |
| MANA MAORI MOVEMENT | 9 | 0.03 |
| McGILLICUDDY SERIOUS | 115 | 0.37 |
| NATURAL LAW PARTY | 22 | 0.07 |
| NZ CONSERVATIVE PARTY | 7 | 0.02 |
| NEW ZEALAND FIRST PARTY | 3,131 | 9.96 |
| NZ NATIONAL PARTY | 10,270 | 32.66 |
| NZ SUPERANNUITANTS AND YOUTH ACTION | 18 | 0.06 |
| PROGRESSIVE GREENS | 56 | 0.18 |
| TE TAWHARAU | 2 | 0.00 |
| THE LIBERTARIANZ | 8 | 0.03 |
| UNITED NEW ZEALAND PARTY | 229 | 0.73 |
| Total valid Party Votes | 31,450 | 100.00 |
| Informal Party Votes | 93 | |

| Electorate Votes | Votes | % | |
|------------------------------|-------------------------|--------|--------|
| BAILEY, Victor | ACT NEW ZEALAND | 566 | 1.74 |
| MACINTYRE, Hamish | ALLIANCE | 4,583 | 14.12 |
| JARVIS, Vic | CHRISTIAN COALITION | 937 | 2.89 |
| BEETHAM, Bruce | INDEPENDENT | 3,365 | 10.37 |
| WHITE, Jill | LABOUR PARTY | 8,162 | 25.15 |
| BLATCHFORD, John | NATURAL LAW PARTY | 68 | 0.21 |
| HOWARD, Jim | NZ CONSERVATIVE PARTY | 394 | 1.21 |
| WOOLSTON, Peter John | NEW ZEALAND FIRST PARTY | 3,450 | 10.63 |
| MARSHALL, Denis | NZ NATIONAL PARTY | 10,925 | 33.67 |
| Total valid Electorate Votes | | 32,450 | 100.00 |
| Informal Electorate Votes | | 212 | |
| Majority | | 2,763 | |

| Electorate Votes | Votes | % | |
|------------------------------|-------------------------|--------|--------|
| DANCE, Owen | ACT NEW ZEALAND | 367 | 1.17 |
| TRACEY, Brendan | ALLIANCE | 2,379 | 7.60 |
| HOUNSELL, Geoff | CHRISTIAN COALITION | 1,043 | 3.33 |
| SWAIN, Paul | LABOUR PARTY | 11,665 | 37.24 |
| HEGARTY, Dan | McGILLICUDDY SERIOUS | 251 | 0.80 |
| WEST, Neil | NATURAL LAW PARTY | 52 | 0.17 |
| McCARDLE, Peter | NEW ZEALAND FIRST PARTY | 6,776 | 21.63 |
| BISDEE, Karyn | NZ NATIONAL PARTY | 8,787 | 28.06 |
| Total valid Electorate Votes | | 31,320 | 100.00 |
| Informal Electorate Votes | | 223 | |
| Majority | | 2,878 | |

| RODNEY Party Votes | | Votes | % |
|-------------------------------------|--|--------|--------|
| ACT NEW ZEALAND | | 3,238 | 8.39 |
| ADVANCE NZ | | 2 | 0.00 |
| ALLIANCE | | 3,144 | 8.14 |
| ANIMALS FIRST | | 65 | 0.17 |
| AOTEAROA LEGALISE CANNABIS PARTY | | 607 | 1.57 |
| ASIA PACIFIC UNITED PARTY | | 4 | 0.01 |
| CHRISTIAN COALITION | | 2,235 | 5.79 |
| ETHNIC MINORITY PARTY | | 15 | 0.04 |
| GREEN SOCIETY | | 103 | 0.27 |
| LABOUR PARTY | | 7,621 | 19.74 |
| MANA MAORI MOVEMENT | | 4 | 0.01 |
| McGILLICUDDY SERIOUS | | 82 | 0.21 |
| NATURAL LAW PARTY | | 39 | 0.10 |
| NZ CONSERVATIVE PARTY | | 12 | 0.03 |
| NEW ZEALAND FIRST PARTY | | 5,963 | 15.45 |
| NZ NATIONAL PARTY | | 14,977 | 38.80 |
| NZ SUPERANNUITANTS AND YOUTH ACTION | | 26 | 0.07 |
| PROGRESSIVE GREENS | | 183 | 0.47 |
| TE TAWHARAU | | 0 | 0.00 |
| THE LIBERTARIANZ | | 14 | 0.04 |
| UNITED NEW ZEALAND PARTY | | 271 | 0.70 |
| Total valid Party Votes | | 38,605 | 100.00 |
| Informal Party Votes | | 102 | |

| RONGOTAI Party Votes | | Votes | % |
|-------------------------------------|--|--------|--------|
| ACT NEW ZEALAND | | 1,812 | 5.13 |
| ADVANCE NZ | | 8 | 0.02 |
| ALLIANCE | | 4,152 | 11.75 |
| ANIMALS FIRST | | 89 | 0.25 |
| AOTEAROA LEGALISE CANNABIS PARTY | | 766 | 2.17 |
| ASIA PACIFIC UNITED PARTY | | 78 | 0.22 |
| CHRISTIAN COALITION | | 1,136 | 3.22 |
| ETHNIC MINORITY PARTY | | 18 | 0.05 |
| GREEN SOCIETY | | 23 | 0.07 |
| LABOUR PARTY | | 11,980 | 33.91 |
| MANA MAORI MOVEMENT | | 21 | 0.06 |
| McGILLICUDDY SERIOUS | | 142 | 0.40 |
| NATURAL LAW PARTY | | 56 | 0.16 |
| NZ CONSERVATIVE PARTY | | 7 | 0.02 |
| NEW ZEALAND FIRST PARTY | | 2,269 | 6.42 |
| NZ NATIONAL PARTY | | 12,048 | 34.10 |
| NZ SUPERANNUITANTS AND YOUTH ACTION | | 17 | 0.05 |
| PROGRESSIVE GREENS | | 90 | 0.25 |
| TE TAWHARAU | | 0 | 0.00 |
| THE LIBERTARIANZ | | 12 | 0.03 |
| UNITED NEW ZEALAND PARTY | | 609 | 1.72 |
| Total valid Party Votes | | 35,333 | 100.00 |
| Informal Party Votes | | 144 | |

| Electorate Votes | | Votes | % |
|------------------------------|--------------------------|--------|--------|
| DENT, Brian | ACT NEW ZEALAND | 1,539 | 4.02 |
| LEE, Mike | ALLIANCE | 7,684 | 20.06 |
| ALBON, Vic | GREEN SOCIETY | 168 | 0.44 |
| MEURANT, Ross | INDEPENDENT | 2,833 | 7.40 |
| COUTANCHE, Mike | LABOUR PARTY | 3,783 | 9.88 |
| SMITH, Val | McGILLICUDDY SERIOUS | 346 | 0.90 |
| WOOD, Angela Mary | NATURAL LAW PARTY | 116 | 0.30 |
| GILL, David Gregory | NEW ZEALAND FIRST PARTY | 6,118 | 15.97 |
| SMITH, Lockwood | NZ NATIONAL PARTY | 15,115 | 39.46 |
| HAYES, Callum | PROGRESSIVE GREENS | 380 | 0.99 |
| HILT, Michael | UNITED NEW ZEALAND PARTY | 221 | 0.58 |
| Total valid Electorate Votes | | 38,303 | 100.00 |
| Informal Electorate Votes | | 404 | |
| Majority | | 7,431 | |

| Electorate Votes | | Votes | % |
|------------------------------|----------------------------|--------|--------|
| GORE, Stephen | ACT NEW ZEALAND | 801 | 2.28 |
| HAMILTON, Bill | ALLIANCE | 2,848 | 8.12 |
| O'CONNELL, Kevin Patrick | AOTEAROA LEGALISE CANNABIS | 666 | 1.90 |
| MULITALO, Mano'o L | ASIA PACIFIC UNITED PARTY | 161 | 0.46 |
| KING, Annette | LABOUR PARTY | 18,203 | 51.87 |
| SMITH, Greg S'Bike | McGILLICUDDY SERIOUS | 304 | 0.87 |
| MOREHAM, Richard | NATURAL LAW PARTY | 66 | 0.19 |
| HURIWAKA, Clem | NEW ZEALAND FIRST PARTY | 1,227 | 3.50 |
| MAJOR, David | NZ NATIONAL PARTY | 10,503 | 29.93 |
| MONCUR, Frank | PRIVATE ENTERPRISE | 39 | 0.11 |
| BRIGHT, Steven | UNITED NEW ZEALAND PARTY | 276 | 0.79 |
| Total valid Electorate Votes | | 35,094 | 100.00 |
| Informal Electorate Votes | | 383 | |
| Majority | | 7,700 | |

| ROTORUA Party Votes | | Votes | % |
|-------------------------------------|--|--------|--------|
| ACT NEW ZEALAND | | 1,402 | 4.72 |
| ADVANCE NZ | | 1 | 0.00 |
| ALLIANCE | | 2,909 | 9.79 |
| ANIMALS FIRST | | 52 | 0.18 |
| AOTEAROA LEGALISE CANNABIS PARTY | | 417 | 1.40 |
| ASIA PACIFIC UNITED PARTY | | 2 | 0.00 |
| CHRISTIAN COALITION | | 1,316 | 4.43 |
| ETHNIC MINORITY PARTY | | 12 | 0.04 |
| GREEN SOCIETY | | 24 | 0.08 |
| LABOUR PARTY | | 6,895 | 23.21 |
| MANA MAORI MOVEMENT | | 22 | 0.07 |
| McGILLICUDDY SERIOUS | | 102 | 0.34 |
| NATURAL LAW PARTY | | 22 | 0.07 |
| NZ CONSERVATIVE PARTY | | 74 | 0.25 |
| NEW ZEALAND FIRST PARTY | | 5,417 | 18.24 |
| NZ NATIONAL PARTY | | 10,734 | 36.14 |
| NZ SUPERANNUITANTS AND YOUTH ACTION | | 12 | 0.04 |
| PROGRESSIVE GREENS | | 102 | 0.34 |
| TE TAWHARAU | | 11 | 0.04 |
| THE LIBERTARIANZ | | 3 | 0.01 |
| UNITED NEW ZEALAND PARTY | | 174 | 0.59 |
| Total valid Party Votes | | 29,703 | 100.00 |
| Informal Party Votes | | 80 | |



| TAMAKI Party Votes | | Votes | % |
|-------------------------------------|--|--------|--------|
| ACT NEW ZEALAND | | 5,277 | 16.46 |
| ADVANCE NZ | | 20 | 0.06 |
| ALLIANCE | | 1,700 | 5.30 |
| ANIMALS FIRST | | 31 | 0.10 |
| AOTEAROA LEGALISE CANNABIS PARTY | | 283 | 0.88 |
| ASIA PACIFIC UNITED PARTY | | 2 | 0.00 |
| CHRISTIAN COALITION | | 839 | 2.62 |
| ETHNIC MINORITY PARTY | | 143 | 0.45 |
| GREEN SOCIETY | | 44 | 0.14 |
| LABOUR PARTY | | 7,342 | 22.90 |
| MANA MAORI MOVEMENT | | 3 | 0.00 |
| McGILLICUDDY SERIOUS | | 52 | 0.16 |
| NATURAL LAW PARTY | | 41 | 0.13 |
| NZ CONSERVATIVE PARTY | | 13 | 0.04 |
| NEW ZEALAND FIRST PARTY | | 2,790 | 8.70 |
| NZ NATIONAL PARTY | | 13,093 | 40.84 |
| NZ SUPERANNUITANTS AND YOUTH ACTION | | 12 | 0.04 |
| PROGRESSIVE GREENS | | 97 | 0.30 |
| TE TAWHARAU | | 1 | 0.00 |
| THE LIBERTARIANZ | | 18 | 0.06 |
| UNITED NEW ZEALAND PARTY | | 256 | 0.80 |
| Total valid Party Votes | | 32,057 | 100.00 |
| Informal Party Votes | | 128 | |

| Electorate Votes | | Votes | % |
|------------------------------|-------------------------|--------|--------|
| WRATHALL, Stephen Henry | ACT NEW ZEALAND | 371 | 1.25 |
| RIDINGS, Keith | ALLIANCE | 6,228 | 21.05 |
| WINTER, Geoff | CHRISTIAN COALITION | 864 | 2.92 |
| MICHIE, Rosemary | LABOUR PARTY | 4,149 | 14.02 |
| HOLROYD Adrian | McGILLICUDDY SERIOUS | 183 | 0.62 |
| GWYNNE, Frank | NATURAL LAW PARTY | 37 | 0.13 |
| QUIRKE, Dennis | NZ CONSERVATIVE PARTY | 225 | 0.76 |
| STURT, Charles William | NEW ZEALAND FIRST PARTY | 5,029 | 17.00 |
| BRADFORD, Max | NZ NATIONAL PARTY | 12,124 | 40.98 |
| WILLIAMS, Allan | PROGRESSIVE GREENS | 192 | 0.65 |
| VERCOE, Hawea Ralph | TE TAWHARAU | 183 | 0.62 |
| Total valid Electorate Votes | | 29,585 | 100.00 |
| Informal Electorate Votes | | 198 | |
| Majority | | 5,896 | |



| Electorate Votes | | Votes | % |
|------------------------------|-------------------------|--------|--------|
| SCHNAUER, Patricia | ACT NEW ZEALAND | 4,177 | 13.12 |
| PRESCOTT, Manu | ADVANCE NZ | 89 | 0.28 |
| STEWART, Rosalie | ALLIANCE | 2,066 | 6.49 |
| WHITMORE, Peter | GREEN SOCIETY | 144 | 0.45 |
| HENRY, Sue | INDEPENDENT | 162 | 0.51 |
| HUNT, Jonathan Lucas | LABOUR PARTY | 6,828 | 21.45 |
| AJ | McGILLICUDDY SERIOUS | 201 | 0.63 |
| KETTLE, Graeme William | NATURAL LAW PARTY | 70 | 0.22 |
| CHAMBERLAIN, Ron | NEW ZEALAND FIRST PARTY | 2,849 | 8.95 |
| SIMICH, Clem | NZ NATIONAL PARTY | 14,838 | 46.62 |
| SPILLER, Rodger | PROGRESSIVE GREENS | 403 | 1.27 |
| Total valid Electorate Votes | | 31,827 | 100.00 |
| Informal Electorate Votes | | 358 | |
| Majority | | 8,010 | |

TARANAKI-KING COUNTRY Party Votes

| | Votes | % |
|-------------------------------------|--------|--------|
| ACT NEW ZEALAND | 1,975 | 7.18 |
| ADVANCE NZ | 6 | 0.02 |
| ALLIANCE | 2,297 | 8.35 |
| ANIMALS FIRST | 37 | 0.13 |
| AOTEAROA LEGALISE CANNABIS PARTY | 392 | 1.43 |
| ASIA PACIFIC UNITED PARTY | 0 | 0.00 |
| CHRISTIAN COALITION | 1,246 | 4.53 |
| ETHNIC MINORITY PARTY | 4 | 0.01 |
| GREEN SOCIETY | 17 | 0.06 |
| LABOUR PARTY | 4,160 | 15.13 |
| MANA MAORI MOVEMENT | 33 | 0.12 |
| McGILLICUDDY SERIOUS | 77 | 0.28 |
| NATURAL LAW PARTY | 35 | 0.13 |
| NZ CONSERVATIVE PARTY | 43 | 0.16 |
| NEW ZEALAND FIRST PARTY | 4,096 | 14.89 |
| NZ NATIONAL PARTY | 12,841 | 46.69 |
| NZ SUPERANNUITANTS AND YOUTH ACTION | 11 | 0.04 |
| PROGRESSIVE GREENS | 62 | 0.23 |
| TE TAWHARAU | 0 | 0.00 |
| THE LIBERTARIANZ | 3 | 0.01 |
| UNITED NEW ZEALAND PARTY | 169 | 0.61 |
| Total valid Party Votes | 27,504 | 100.00 |
| Informal Party Votes | 107 | |

TAUPO Party Votes

| | Votes | % |
|-------------------------------------|--------|--------|
| ACT NEW ZEALAND | 1,294 | 4.50 |
| ADVANCE NZ | 4 | 0.01 |
| ALLIANCE | 2,369 | 8.24 |
| ANIMALS FIRST | 40 | 0.14 |
| AOTEAROA LEGALISE CANNABIS PARTY | 455 | 1.58 |
| ASIA PACIFIC UNITED PARTY | 2 | 0.00 |
| CHRISTIAN COALITION | 1,127 | 3.92 |
| ETHNIC MINORITY PARTY | 13 | 0.05 |
| GREEN SOCIETY | 23 | 0.08 |
| LABOUR PARTY | 8,061 | 28.05 |
| MANA MAORI MOVEMENT | 17 | 0.06 |
| McGILLICUDDY SERIOUS | 100 | 0.35 |
| NATURAL LAW PARTY | 40 | 0.14 |
| NZ CONSERVATIVE PARTY | 66 | 0.23 |
| NEW ZEALAND FIRST PARTY | 4,789 | 16.66 |
| NZ NATIONAL PARTY | 10,116 | 35.19 |
| NZ SUPERANNUITANTS AND YOUTH ACTION | 18 | 0.06 |
| PROGRESSIVE GREENS | 66 | 0.23 |
| TE TAWHARAU | 1 | 0.00 |
| THE LIBERTARIANZ | 10 | 0.03 |
| UNITED NEW ZEALAND PARTY | 132 | 0.46 |
| Total valid Party Votes | 28,743 | 100.00 |
| Informal Party Votes | 86 | |

Electorate Votes

| | Votes | % | |
|------------------------------|-------------------------|--------|--------|
| JOHNSON, Trevor | ACT NEW ZEALAND | 902 | 3.30 |
| CAMPBELL, Kevin | ALLIANCE | 2,560 | 9.36 |
| POWER, Brett | INDEPENDENT | 209 | 0.76 |
| CALVERT, Peter | LABOUR PARTY | 3,575 | 13.07 |
| AMOHANGA, Jacqui | MANA MAORI MOVEMENT | 74 | 0.27 |
| HASYO, Anand | McGILLICUDDY SERIOUS | 288 | 1.05 |
| GREIG, Joanna | NATURAL LAW PARTY | 101 | 0.37 |
| ORD, Robin | NEW ZEALAND FIRST PARTY | 4,711 | 17.22 |
| BOLGER, James Brendan | NZ NATIONAL PARTY | 14,934 | 54.60 |
| Total valid Electorate Votes | | 27,354 | 100.00 |
| Informal Electorate Votes | | 257 | |
| Majority | | 10,223 | |

Electorate Votes

| | Votes | % | |
|------------------------------|-------------------------|--------|--------|
| DIXON, Adrian | ACT NEW ZEALAND | 552 | 1.93 |
| CADMAN, Sheryl | ALLIANCE | 1,507 | 5.27 |
| BURTON, Mark | LABOUR PARTY | 11,134 | 38.94 |
| DICK, David | McGILLICUDDY SERIOUS | 229 | 0.80 |
| FLYNN, Jan | NATURAL LAW PARTY | 73 | 0.26 |
| VINE, Bob | NZ CONSERVATIVE PARTY | 178 | 0.62 |
| PETERS, Ian | NEW ZEALAND FIRST PARTY | 5,362 | 18.75 |
| McCARTHY, John | NZ NATIONAL PARTY | 9,560 | 33.43 |
| Total valid Electorate Votes | | 28,595 | 100.00 |
| Informal Electorate Votes | | 234 | |
| Majority | | 1,574 | |

| TAURANGA Party Votes | | Votes | % |
|-------------------------------------|--|--------|--------|
| ACT NEW ZEALAND | | 1,580 | 4.15 |
| ADVANCE NZ | | 5 | 0.01 |
| ALLIANCE | | 2,621 | 6.88 |
| ANIMALS FIRST | | 43 | 0.11 |
| AOTEAROA LEGALISE CANNABIS PARTY | | 386 | 1.01 |
| ASIA PACIFIC UNITED PARTY | | 5 | 0.01 |
| CHRISTIAN COALITION | | 2,612 | 6.85 |
| ETHNIC MINORITY PARTY | | 3 | 0.00 |
| GREEN SOCIETY | | 21 | 0.06 |
| LABOUR PARTY | | 8,187 | 21.48 |
| MANA MAORI MOVEMENT | | 7 | 0.02 |
| McGILLICUDDY SERIOUS | | 109 | 0.29 |
| NATURAL LAW PARTY | | 19 | 0.05 |
| NZ CONSERVATIVE PARTY | | 10 | 0.03 |
| NEW ZEALAND FIRST PARTY | | 9,849 | 25.84 |
| NZ NATIONAL PARTY | | 12,325 | 32.33 |
| NZ SUPERANNUITANTS AND YOUTH ACTION | | 62 | 0.16 |
| PROGRESSIVE GREENS | | 76 | 0.20 |
| TE TAWHARAU | | 3 | 0.00 |
| THE LIBERTARIANZ | | 6 | 0.02 |
| UNITED NEW ZEALAND PARTY | | 189 | 0.50 |
| Total valid Party Votes | | 38,118 | 100.00 |
| Informal Party Votes | | 141 | |

| TUKITUKI Party Votes | | Votes | % |
|-------------------------------------|--|--------|--------|
| ACT NEW ZEALAND | | 2,019 | 6.37 |
| ADVANCE NZ | | 1 | 0.00 |
| ALLIANCE | | 3,024 | 9.54 |
| ANIMALS FIRST | | 39 | 0.12 |
| AOTEAROA LEGALISE CANNABIS PARTY | | 576 | 1.82 |
| ASIA PACIFIC UNITED PARTY | | 28 | 0.09 |
| CHRISTIAN COALITION | | 1,567 | 4.95 |
| ETHNIC MINORITY PARTY | | 4 | 0.01 |
| GREEN SOCIETY | | 24 | 0.08 |
| LABOUR PARTY | | 9,916 | 31.29 |
| MANA MAORI MOVEMENT | | 14 | 0.04 |
| McGILLICUDDY SERIOUS | | 64 | 0.20 |
| NATURAL LAW PARTY | | 76 | 0.24 |
| NZ CONSERVATIVE PARTY | | 6 | 0.02 |
| NEW ZEALAND FIRST PARTY | | 3,643 | 11.50 |
| NZ NATIONAL PARTY | | 10,431 | 32.92 |
| NZ SUPERANNUITANTS AND YOUTH ACTION | | 8 | 0.03 |
| PROGRESSIVE GREENS | | 75 | 0.24 |
| TE TAWHARAU | | 3 | 0.00 |
| THE LIBERTARIANZ | | 8 | 0.03 |
| UNITED NEW ZEALAND PARTY | | 161 | 0.51 |
| Total valid Party Votes | | 31,687 | 100.00 |
| Informal Party Votes | | 119 | |

| Electorate Votes | | Votes | % |
|------------------------------|-------------------------|--------|--------|
| RYAN, Michael | ACT NEW ZEALAND | 615 | 1.62 |
| BARHAM, Gary | ALLIANCE | 1,570 | 4.13 |
| STEINER, Kel | CHRISTIAN COALITION | 1,679 | 4.42 |
| HAMMOND, Stephanie | LABOUR PARTY | 3,745 | 9.85 |
| CAIRNS, Graeme William | McGILLICUDDY SERIOUS | 310 | 0.82 |
| TREADWELL, Helen | NATURAL LAW PARTY | 72 | 0.19 |
| PETERS, Winston | NEW ZEALAND FIRST PARTY | 18,997 | 49.97 |
| O'REGAN, Katherine | NZ NATIONAL PARTY | 10,969 | 28.85 |
| LEECH, Maxine | NZ PROGRESSIVE PARTY | 27 | 0.07 |
| TE KANI, Steven | TE TAWHARAU | 31 | 0.08 |
| Total valid Electorate Votes | | 38,015 | 100.00 |
| Informal Electorate Votes | | 244 | |
| Majority | | 8,028 | |

| Electorate Votes | | Votes | % |
|------------------------------|---------------------------|--------|--------|
| ORMOND, John | ACT NEW ZEALAND | 3,588 | 11.38 |
| ALCHIN-SMITH, Harry | ALLIANCE | 1,864 | 5.91 |
| WONG KEE, Tuli | ASIA PACIFIC UNITED PARTY | 73 | 0.23 |
| VERMEULEN, Helma | CHRISTIAN COALITION | 1,021 | 3.24 |
| BARKER, Rick | LABOUR PARTY | 14,764 | 46.81 |
| OUSELEY, Martyn | NATURAL LAW PARTY | 130 | 0.41 |
| KINGI, Keri James | NEW ZEALAND FIRST PARTY | 2,559 | 8.11 |
| REEVES, Graeme | NZ NATIONAL PARTY | 7,538 | 23.90 |
| Total valid Electorate Votes | | 31,537 | 100.00 |
| Informal Electorate Votes | | 269 | |
| Majority | | 7,226 | |

| WAIMAKARIRI Party Votes | | Votes | % |
|-------------------------------------|--|--------|--------|
| ACT NEW ZEALAND | | 1,382 | 3.95 |
| ADVANCE NZ | | 10 | 0.03 |
| ALLIANCE | | 4,047 | 11.56 |
| ANIMALS FIRST | | 43 | 0.12 |
| AOTEAROA LEGALISE CANNABIS PARTY | | 411 | 1.17 |
| ASIA PACIFIC UNITED PARTY | | 1 | 0.00 |
| CHRISTIAN COALITION | | 1,678 | 4.79 |
| ETHNIC MINORITY PARTY | | 3 | 0.00 |
| GREEN SOCIETY | | 18 | 0.05 |
| LABOUR PARTY | | 10,631 | 30.38 |
| MANA MAORI MOVEMENT | | 11 | 0.03 |
| McGILLICUDDY SERIOUS | | 81 | 0.23 |
| NATURAL LAW PARTY | | 57 | 0.16 |
| NZ CONSERVATIVE PARTY | | 7 | 0.02 |
| NEW ZEALAND FIRST PARTY | | 3,499 | 10.00 |
| NZ NATIONAL PARTY | | 12,824 | 36.65 |
| NZ SUPERANNUITANTS AND YOUTH ACTION | | 14 | 0.04 |
| PROGRESSIVE GREENS | | 60 | 0.17 |
| TE TAWHARAU | | 0 | 0.00 |
| THE LIBERTARIANZ | | 1 | 0.00 |
| UNITED NEW ZEALAND PARTY | | 217 | 0.62 |
| Total valid Party Votes | | 34,995 | 100.00 |
| Informal Party Votes | | 136 | |

| WAIPAREIRA Party Votes | | Votes | % |
|-------------------------------------|--|--------|--------|
| ACT NEW ZEALAND | | 1,895 | 5.59 |
| ADVANCE NZ | | 20 | 0.06 |
| ALLIANCE | | 2,932 | 8.65 |
| ANIMALS FIRST | | 59 | 0.17 |
| AOTEAROA LEGALISE CANNABIS PARTY | | 501 | 1.48 |
| ASIA PACIFIC UNITED PARTY | | 6 | 0.02 |
| CHRISTIAN COALITION | | 2,029 | 5.98 |
| ETHNIC MINORITY PARTY | | 88 | 0.26 |
| GREEN SOCIETY | | 24 | 0.07 |
| LABOUR PARTY | | 10,208 | 30.11 |
| MANA MAORI MOVEMENT | | 9 | 0.03 |
| McGILLICUDDY SERIOUS | | 91 | 0.27 |
| NATURAL LAW PARTY | | 155 | 0.46 |
| NZ CONSERVATIVE PARTY | | 5 | 0.01 |
| NEW ZEALAND FIRST PARTY | | 3,791 | 11.18 |
| NZ NATIONAL PARTY | | 11,837 | 34.91 |
| NZ SUPERANNUITANTS AND YOUTH ACTION | | 37 | 0.11 |
| PROGRESSIVE GREENS | | 90 | 0.27 |
| TE TAWHARAU | | 1 | 0.00 |
| THE LIBERTARIANZ | | 7 | 0.02 |
| UNITED NEW ZEALAND PARTY | | 122 | 0.36 |
| Total valid Party Votes | | 33,907 | 100.00 |
| Informal Party votes | | 181 | |

| Electorate Votes | | Votes | % |
|------------------------------|-------------------------|--------|--------|
| ANDREWS, Ross | ACT NEW ZEALAND | 401 | 1.15 |
| WRIGHT, John | ALLIANCE | 2,370 | 6.78 |
| BAIN, Lindsay | CHRISTIAN COALITION | 1,014 | 2.90 |
| HAWKHEAD, Peter | INDEPENDENT | 58 | 0.17 |
| MOORE, Mike | LABOUR PARTY | 19,875 | 56.85 |
| BARTHELMEH, Mike | NATURAL LAW PARTY | 86 | 0.25 |
| BULMAN, Claire | NEW ZEALAND FIRST PARTY | 1,888 | 5.40 |
| GERARD, Jim | NZ NATIONAL PARTY | 9,269 | 26.51 |
| Total valid Electorate Votes | | 34,961 | 100.00 |
| Informal Electorate Votes | | 170 | |
| Majority | | 10,606 | |

| Electorate Votes | | Votes | % |
|------------------------------|-------------------------|--------|--------|
| FIDOE, Chris | ACT NEW ZEALAND | 680 | 2.02 |
| HARRÉ, Laila Jane | ALLIANCE | 3,818 | 11.31 |
| CARTER, Chris | LABOUR PARTY | 12,016 | 35.61 |
| BOOCK, Judith Ann | NATURAL LAW PARTY | 146 | 0.43 |
| ELDER, Jack Arnold | NEW ZEALAND FIRST PARTY | 4,920 | 14.58 |
| NEESON, Brian | NZ NATIONAL PARTY | 12,123 | 35.93 |
| TAGALOA-FALEIVA, Akesa | REPUBLICAN PARTY | 40 | 0.12 |
| Total valid Electorate Votes | | 33,743 | 100.00 |
| Informal Electorate Votes | | 345 | |
| Majority | | 107 | |

| WAIRARAPA Party Votes | | Votes | % |
|-------------------------------------|--|--------|--------|
| ACT NEW ZEALAND | | 2,072 | 6.44 |
| ADVANCE NZ | | 3 | 0.00 |
| ALLIANCE | | 4,409 | 13.69 |
| ANIMALS FIRST | | 43 | 0.13 |
| AOTEAROA LEGALISE CANNABIS PARTY | | 486 | 1.51 |
| ASIA PACIFIC UNITED PARTY | | 4 | 0.01 |
| CHRISTIAN COALITION | | 1,287 | 4.00 |
| ETHNIC MINORITY PARTY | | 4 | 0.01 |
| GREEN SOCIETY | | 8 | 0.02 |
| LABOUR PARTY | | 7,704 | 23.93 |
| MANA MAORI MOVEMENT | | 10 | 0.03 |
| McGILLICUDDY SERIOUS | | 95 | 0.30 |
| NATURAL LAW PARTY | | 90 | 0.28 |
| NZ CONSERVATIVE PARTY | | 14 | 0.04 |
| NEW ZEALAND FIRST PARTY | | 5,074 | 15.76 |
| NZ NATIONAL PARTY | | 10,562 | 32.81 |
| NZ SUPERANNUITANTS AND YOUTH ACTION | | 18 | 0.06 |
| PROGRESSIVE GREENS | | 105 | 0.33 |
| TE TAWHARAU | | 2 | 0.00 |
| THE LIBERTARIANZ | | 7 | 0.02 |
| UNITED NEW ZEALAND PARTY | | 198 | 0.62 |
| Total valid Party Votes | | 32,195 | 100.00 |
| Informal Party Votes | | 112 | |

| WAITAKERE Party Votes | | Votes | % |
|-------------------------------------|--|--------|--------|
| ACT NEW ZEALAND | | 2,102 | 6.49 |
| ADVANCE NZ | | 19 | 0.06 |
| ALLIANCE | | 2,868 | 8.86 |
| ANIMALS FIRST | | 74 | 0.23 |
| AOTEAROA LEGALISE CANNABIS PARTY | | 691 | 2.13 |
| ASIA PACIFIC UNITED PARTY | | 13 | 0.04 |
| CHRISTIAN COALITION | | 1,583 | 4.89 |
| ETHNIC MINORITY PARTY | | 39 | 0.12 |
| GREEN SOCIETY | | 73 | 0.23 |
| LABOUR PARTY | | 9,742 | 30.09 |
| MANA MAORI MOVEMENT | | 13 | 0.04 |
| McGILLICUDDY SERIOUS | | 82 | 0.25 |
| NATURAL LAW PARTY | | 48 | 0.15 |
| NZ CONSERVATIVE PARTY | | 10 | 0.03 |
| NEW ZEALAND FIRST PARTY | | 3,520 | 10.87 |
| NZ NATIONAL PARTY | | 11,007 | 34.00 |
| NZ SUPERANNUITANTS AND YOUTH ACTION | | 47 | 0.15 |
| PROGRESSIVE GREENS | | 244 | 0.75 |
| TE TAWHARAU | | 0 | 0.00 |
| THE LIBERTARIANZ | | 32 | 0.10 |
| UNITED NEW ZEALAND PARTY | | 169 | 0.52 |
| Total valid Party Votes | | 32,376 | 100.00 |
| Informal Party Votes | | 62 | |

| Electorate Votes | | Votes | % |
|------------------------------|----------------------------|--------|--------|
| DANIELL, Derek | ACT NEW ZEALAND | 742 | 2.31 |
| MACPHERSON, Dave | ALLIANCE | 6,638 | 20.66 |
| LLOYD, Mike | CHRISTIAN COALITION | 717 | 2.23 |
| STUTZ, Lynette | LABOUR PARTY | 4,525 | 14.09 |
| TERRENI, Vince Bamboo | McGILLICUDDY SERIOUS | 236 | 0.73 |
| BROWN, Bruce John | NATURAL LAW PARTY | 53 | 0.16 |
| GROOMBRIDGE, George | NEW ZEALAND FIRST PARTY | 4,519 | 14.07 |
| CREECH, Wyatt | NZ NATIONAL PARTY | 14,505 | 45.16 |
| HORROCKS, Matthew J. | PROGRESSIVE GREENS | 160 | 0.50 |
| FACKNEY, Christopher | WORLD SOCIALIST PARTY (NZ) | 27 | 0.08 |
| Total valid Electorate Votes | | 32,122 | 100.00 |
| Informal Electorate Votes | | 185 | |
| Majority | | 7,867 | |

| Electorate Votes | | Votes | % |
|------------------------------|-------------------------|--------|--------|
| DEPIAZZI, Stephen | ACT NEW ZEALAND | 885 | 2.75 |
| THOMAS, Liz | ALLIANCE | 3,122 | 9.71 |
| GRUEBER, Hans | GREEN SOCIETY | 187 | 0.58 |
| SINCLAIR, Suzanne | LABOUR PARTY | 10,504 | 32.66 |
| GEORGE, Gravity | McGILLICUDDY SERIOUS | 240 | 0.75 |
| MORGAN, Kay E. | NATURAL LAW PARTY | 77 | 0.24 |
| RIDDELL, John | NEW ZEALAND FIRST PARTY | 3,065 | 9.53 |
| HASLER, Marie | NZ NATIONAL PARTY | 12,485 | 38.82 |
| CRONIN, John | NZ SUPERANNUITANTS | 182 | 0.57 |
| BELLINGHAM, Mark | PROGRESSIVE GREENS | 1,416 | 4.40 |
| Total valid Electorate Votes | | 32,163 | 100.00 |
| Informal Electorate Votes | | 275 | |
| Majority | | 1,981 | |

| WELLINGTON CENTRAL Party Votes | | Votes | % |
|-------------------------------------|--|--------|--------|
| ACT NEW ZEALAND | | 2,717 | 6.61 |
| ADVANCE NZ | | 10 | 0.02 |
| ALLIANCE | | 3,766 | 9.16 |
| ANIMALS FIRST | | 69 | 0.17 |
| AOTEAROA LEGALISE CANNABIS PARTY | | 912 | 2.22 |
| ASIA PACIFIC UNITED PARTY | | 27 | 0.07 |
| CHRISTIAN COALITION | | 973 | 2.37 |
| ETHNIC MINORITY PARTY | | 23 | 0.06 |
| GREEN SOCIETY | | 11 | 0.03 |
| LABOUR PARTY | | 10,816 | 26.30 |
| MANA MAORI MOVEMENT | | 20 | 0.05 |
| McGILLICUDDY SERIOUS | | 121 | 0.29 |
| NATURAL LAW PARTY | | 47 | 0.11 |
| NZ CONSERVATIVE PARTY | | 6 | 0.01 |
| NEW ZEALAND FIRST PARTY | | 1,515 | 3.68 |
| NZ NATIONAL PARTY | | 18,780 | 45.67 |
| NZ SUPERANNUITANTS AND YOUTH ACTION | | 14 | 0.03 |
| PROGRESSIVE GREENS | | 121 | 0.29 |
| TE TAWHARAU | | 0 | 0.00 |
| THE LIBERTARIANZ | | 21 | 0.05 |
| UNITED NEW ZEALAND PARTY | | 1,151 | 2.80 |
| Total valid Party Votes | | 41,120 | 100.00 |
| Informal Party Votes | | 109 | |

| WEST COAST-TASMAN Party Votes | | Votes | % |
|-------------------------------------|--|--------|--------|
| ACT NEW ZEALAND | | 1,111 | 3.62 |
| ADVANCE NZ | | 4 | 0.01 |
| ALLIANCE | | 5,152 | 16.79 |
| ANIMALS FIRST | | 46 | 0.15 |
| AOTEAROA LEGALISE CANNABIS PARTY | | 632 | 2.06 |
| ASIA PACIFIC UNITED PARTY | | 0 | 0.00 |
| CHRISTIAN COALITION | | 1,073 | 3.50 |
| ETHNIC MINORITY PARTY | | 0 | 0.00 |
| GREEN SOCIETY | | 9 | 0.03 |
| LABOUR PARTY | | 9,773 | 31.84 |
| MANA MAORI MOVEMENT | | 3 | 0.01 |
| McGILLICUDDY SERIOUS | | 191 | 0.62 |
| NATURAL LAW PARTY | | 58 | 0.19 |
| NZ CONSERVATIVE PARTY | | 24 | 0.08 |
| NEW ZEALAND FIRST PARTY | | 3,860 | 12.58 |
| NZ NATIONAL PARTY | | 8,526 | 27.78 |
| NZ SUPERANNUITANTS AND YOUTH ACTION | | 4 | 0.01 |
| PROGRESSIVE GREENS | | 96 | 0.31 |
| TE TAWHARAU | | 2 | 0.01 |
| THE LIBERTARIANZ | | 8 | 0.03 |
| UNITED NEW ZEALAND PARTY | | 122 | 0.40 |
| Total valid Party Votes | | 30,694 | 100.00 |
| Informal Party Votes | | 136 | |

| Electorate Votes | | Votes | % |
|------------------------------|----------------------------------|--------|--------|
| PREBBLE, Richard William | ACT NEW ZEALAND | 14,269 | 34.78 |
| GLENDINING, Danna | ALLIANCE | 1,356 | 3.31 |
| APPLEBY, Michael George | AOTEAROA LEGALISE CANNABIS PARTY | 513 | 1.25 |
| RAMANATHAN, Rama | ASIA PACIFIC UNITED PARTY | 59 | 0.14 |
| CORNER, Robin | CHRISTIAN COALITION | 300 | 0.73 |
| FOSTER, Andy | INDEPENDENT | 214 | 0.52 |
| ROBINSON, Peter Franklin | INDEPENDENT | 11 | 0.03 |
| SHAW, Alick | LABOUR PARTY | 12,409 | 30.25 |
| GRACE, Waiariki | MANA MAORI MOVEMENT | 27 | 0.07 |
| GARDNER, Ross | McGILLICUDDY SERIOUS | 151 | 0.37 |
| MEARES, Daniel | NATURAL LAW PARTY | 54 | 0.13 |
| PORTER, Sarah | NEW ZEALAND FIRST PARTY | 480 | 1.17 |
| THOMAS, Mark | NZ NATIONAL PARTY | 8,794 | 21.44 |
| DAVIS, Alison | PROGRESSIVE GREENS | 137 | 0.33 |
| HADEN, Nikolas | THE LIBERTARIANZ | 19 | 0.05 |
| GARDINER, Pauline | UNITED NEW ZEALAND PARTY | 2,233 | 5.44 |
| Total valid Electorate Votes | | 41,026 | 100.00 |
| Informal Electorate Votes | | 203 | |
| Majority | | 1,860 | |

| Electorate Votes | | Votes | % |
|------------------------------|-------------------------|--------|--------|
| JENNINGS, Owen | ACT NEW ZEALAND | 539 | 1.76 |
| DAVIES, Richard | ALLIANCE | 3,064 | 10.00 |
| GRIFFIN, Iola | CHRISTIAN COALITION | 474 | 1.55 |
| WALDRON, Ken | INDEPENDENT | 49 | 0.16 |
| O'CONNOR, Damien | LABOUR PARTY | 16,241 | 52.99 |
| RICHARDS, Steve | McGILLICUDDY SERIOUS | 442 | 1.44 |
| RAYNER, Mark | NATURAL LAW PARTY | 44 | 0.14 |
| KENNEDY, Marlene | NEW ZEALAND FIRST PARTY | 1,823 | 5.95 |
| MOIR, Margaret | NZ NATIONAL PARTY | 7,750 | 25.28 |
| DAVIS, Gwenny | PROGRESSIVE GREENS | 225 | 0.73 |
| Total valid Electorate Votes | | 30,651 | 100.00 |
| Informal Electorate Votes | | 179 | |
| Majority | | 8,491 | |

| WHANGANUI Party Votes | Votes | % |
|-------------------------------------|--------|--------|
| ACT NEW ZEALAND | 1,240 | 3.85 |
| ADVANCE NZ | 12 | 0.04 |
| ALLIANCE | 4,397 | 13.67 |
| ANIMALS FIRST | 51 | 0.16 |
| AOTEAROA LEGALISE CANNABIS PARTY | 492 | 1.53 |
| ASIA PACIFIC UNITED PARTY | 1 | 0.00 |
| CHRISTIAN COALITION | 1,558 | 4.84 |
| ETHNIC MINORITY PARTY | 9 | 0.03 |
| GREEN SOCIETY | 18 | 0.06 |
| LABOUR PARTY | 9,078 | 28.21 |
| MANA MAORI MOVEMENT | 20 | 0.06 |
| McGILLICUDDY SERIOUS | 93 | 0.29 |
| NATURAL LAW PARTY | 52 | 0.16 |
| NZ CONSERVATIVE PARTY | 135 | 0.42 |
| NEW ZEALAND FIRST PARTY | 4,552 | 14.15 |
| NZ NATIONAL PARTY | 10,189 | 31.67 |
| NZ SUPERANNUITANTS AND YOUTH ACTION | 14 | 0.04 |
| PROGRESSIVE GREENS | 55 | 0.17 |
| TE TAWHARAU | 4 | 0.01 |
| THE LIBERTARIANZ | 3 | 0.00 |
| UNITED NEW ZEALAND PARTY | 202 | 0.63 |
| Total valid Party Votes | 32,175 | 100.00 |
| Informal Party Votes | 107 | |

| WHANGAREI Party Votes | Votes | % |
|-------------------------------------|--------|--------|
| ACT NEW ZEALAND | 2,272 | 6.78 |
| ADVANCE NZ | 0 | 0.00 |
| ALLIANCE | 2,945 | 8.79 |
| ANIMALS FIRST | 53 | 0.16 |
| AOTEAROA LEGALISE CANNABIS PARTY | 403 | 1.20 |
| ASIA PACIFIC UNITED PARTY | 6 | 0.02 |
| CHRISTIAN COALITION | 1,675 | 5.00 |
| ETHNIC MINORITY PARTY | 7 | 0.02 |
| GREEN SOCIETY | 14 | 0.04 |
| LABOUR PARTY | 7,844 | 23.41 |
| MANA MAORI MOVEMENT | 10 | 0.03 |
| McGILLICUDDY SERIOUS | 124 | 0.37 |
| NATURAL LAW PARTY | 57 | 0.17 |
| NZ CONSERVATIVE PARTY | 9 | 0.03 |
| NEW ZEALAND FIRST PARTY | 6,607 | 19.72 |
| NZ NATIONAL PARTY | 11,182 | 33.37 |
| NZ SUPERANNUITANTS AND YOUTH ACTION | 34 | 0.10 |
| PROGRESSIVE GREENS | 89 | 0.27 |
| TE TAWHARAU | 0 | 0.00 |
| THE LIBERTARIANZ | 8 | 0.02 |
| UNITED NEW ZEALAND PARTY | 166 | 0.50 |
| Total valid Party Votes | 33,505 | 100.00 |
| Informal Party Votes | 149 | |

| Electorate Votes | Votes | % | |
|------------------------------|-------------------------|--------|--------|
| LITHGOW, John | ACT NEW ZEALAND | 427 | 1.33 |
| LAMPP, Caroline | ALLIANCE | 2,981 | 9.31 |
| DONOGHUE, Gael | CHRISTIAN COALITION | 1,333 | 4.16 |
| PETTIS, Jill | LABOUR PARTY | 12,973 | 40.51 |
| HARVEY, Kevin | NATURAL LAW PARTY | 79 | 0.25 |
| WERDER, Eric | NZ CONSERVATIVE PARTY | 622 | 1.94 |
| MATTHEWS, Duncan | NEW ZEALAND FIRST PARTY | 2,854 | 8.91 |
| GRESHAM, Peter | NZ NATIONAL PARTY | 10,759 | 33.59 |
| Total valid Electorate Votes | | 32,028 | 100.00 |
| Informal Electorate Votes | | 254 | |
| Majority | | 2,214 | |

| Electorate Votes | Votes | % | |
|------------------------------|--------------------------|--------|--------|
| NEWMAN, Muriel | ACT NEW ZEALAND | 1,940 | 5.81 |
| MORRIS, Brian | ALLIANCE | 1,759 | 5.26 |
| GOURLIE, Paul | INDEPENDENT | 223 | 0.67 |
| LE MYRE, Mary | INDEPENDENT | 65 | 0.19 |
| GROSE, Kevin | LABOUR PARTY | 3,461 | 10.36 |
| WOLFE, Richard | McGILLICUDDY SERIOUS | 237 | 0.71 |
| HATCHARD, Guy David | NATURAL LAW PARTY | 61 | 0.18 |
| DONNELLY, Brian John | NEW ZEALAND FIRST PARTY | 12,610 | 37.74 |
| BANKS, John | NZ NATIONAL PARTY | 12,993 | 38.88 |
| PHILLIPS, Gray | UNITED NEW ZEALAND PARTY | 65 | 0.19 |
| Total valid Electorate Votes | | 33,414 | 100.00 |
| Informal Electorate Votes | | 240 | |
| Majority | | 383 | |

| WIGRAM Party Votes | Votes | % |
|-------------------------------------|--------|--------|
| ACT NEW ZEALAND | 946 | 2.75 |
| ADVANCE NZ | 6 | 0.02 |
| ALLIANCE | 7,492 | 21.77 |
| ANIMALS FIRST | 77 | 0.22 |
| AOTEAROA LEGALISE CANNABIS PARTY | 636 | 1.85 |
| ASIA PACIFIC UNITED PARTY | 3 | 0.00 |
| CHRISTIAN COALITION | 1,604 | 4.66 |
| ETHNIC MINORITY PARTY | 17 | 0.05 |
| GREEN SOCIETY | 10 | 0.03 |
| LABOUR PARTY | 10,843 | 31.50 |
| MANA MAORI MOVEMENT | 8 | 0.02 |
| McGILLICUDDY SERIOUS | 123 | 0.36 |
| NATURAL LAW PARTY | 61 | 0.18 |
| NZ CONSERVATIVE PARTY | 4 | 0.01 |
| NEW ZEALAND FIRST PARTY | 2,627 | 7.63 |
| NZ NATIONAL PARTY | 9,527 | 27.68 |
| NZ SUPERANNUITANTS AND YOUTH ACTION | 10 | 0.03 |
| PROGRESSIVE GREENS | 100 | 0.29 |
| TE TAWHARAU | 1 | 0.00 |
| THE LIBERTARIANZ | 4 | 0.01 |
| UNITED NEW ZEALAND PARTY | 321 | 0.93 |
| Total valid Party Votes | 34,420 | 100.00 |
| Informal Party Votes | 141 | |

| TE PUKU O TE WHENUA Party Votes | Votes | % |
|-------------------------------------|--------|--------|
| ACT NEW ZEALAND | 251 | 1.36 |
| ADVANCE NZ | 1 | 0.00 |
| ALLIANCE | 1,587 | 8.57 |
| ANIMALS FIRST | 13 | 0.07 |
| AOTEAROA LEGALISE CANNABIS PARTY | 858 | 4.63 |
| ASIA PACIFIC UNITED PARTY | 0 | 0.00 |
| CHRISTIAN COALITION | 315 | 1.70 |
| ETHNIC MINORITY PARTY | 9 | 0.05 |
| GREEN SOCIETY | 18 | 0.10 |
| LABOUR PARTY | 5,918 | 31.95 |
| MANA MAORI MOVEMENT | 746 | 4.03 |
| McGILLICUDDY SERIOUS | 20 | 0.11 |
| NATURAL LAW PARTY | 22 | 0.12 |
| NZ CONSERVATIVE PARTY | 8 | 0.04 |
| NEW ZEALAND FIRST PARTY | 7,700 | 41.57 |
| NZ NATIONAL PARTY | 958 | 5.17 |
| NZ SUPERANNUITANTS AND YOUTH ACTION | 8 | 0.04 |
| PROGRESSIVE GREENS | 31 | 0.17 |
| TE TAWHARAU | 47 | 0.25 |
| THE LIBERTARIANZ | 3 | 0.02 |
| UNITED NEW ZEALAND PARTY | 10 | 0.05 |
| Total valid Party Votes | 18,523 | 100.00 |
| Informal Party Votes | 267 | |

| Electorate Votes | Votes | % | |
|------------------------------|----------------------------|--------|--------|
| WHYTE, Stu | ACT NEW ZEALAND | 497 | 1.45 |
| ANDERTON, Jim | ALLIANCE | 17,314 | 50.62 |
| TUNBRIDGE, Averil | INDEPENDENT | 43 | 0.13 |
| OZIMEK, Mick | LABOUR PARTY | 6,343 | 18.54 |
| HARPER, Nick | McGILLICUDDY SERIOUS | 270 | 0.79 |
| JONES, Warwick | NATURAL LAW PARTY | 82 | 0.24 |
| BERGMAN, Nicci | NEW ZEALAND FIRST PARTY | 1,827 | 5.34 |
| HANSEN, Michael | NZ ECONOMIC EUTHENICS | 16 | 0.05 |
| McKAY, Angus | NZ NATIONAL PARTY | 7,275 | 21.27 |
| ADAMS, Jules | PROGRESSIVE GREENS | 182 | 0.53 |
| MUNDY, Clifford | THE DOMINION WORKERS PARTY | 16 | 0.05 |
| AUSTIN, John | UNITED NEW ZEALAND PARTY | 340 | 0.99 |
| Total valid Electorate Votes | | 34,205 | 100.00 |
| Informal Electorate Votes | | 356 | |
| Majority | | 10,039 | |

| Electorate Votes | Votes | % | |
|------------------------------|-------------------------|--------|--------|
| AWATERE-HUATA, Donna | ACT NEW ZEALAND | 923 | 4.98 |
| JAMES, David Rewi | ALLIANCE | 1,571 | 8.48 |
| MEI, Te Aroha Jack | AROHA-NGIA-TATOU | 68 | 0.37 |
| TUKAPUA, Maahi | CHRISTIAN COALITION | 319 | 1.72 |
| PARATA, Turangapito | INDIGENOUS PEOPLE | 167 | 0.90 |
| TIRIKATENE, Rino | LABOUR PARTY | 5,388 | 29.08 |
| MAIR, Ken | MANA MAORI MOVEMENT | 1,066 | 5.75 |
| IRWIN, Tim | NATURAL LAW PARTY | 56 | 0.30 |
| WAITAI, Rana | NEW ZEALAND FIRST PARTY | 7,774 | 41.95 |
| WAITAI-RAPANA, Jennifer | NGA IWI MOREHU MOVEMENT | 194 | 1.05 |
| TE HEUHEU, Timoti | NZ NATIONAL PARTY | 877 | 4.73 |
| MAIHI, Niko John | TE TAWHARAU | 128 | 0.69 |
| Total valid Electorate Votes | | 18,531 | 100.00 |
| Informal Electorate Votes | | 259 | |
| Majority | | 2,386 | |


| TE TAI HAUAUROU Party Votes | Votes | % |
|-------------------------------------|--------|--------|
| ACT NEW ZEALAND | 164 | 0.80 |
| ADVANCE NZ | 4 | 0.02 |
| ALLIANCE | 1,565 | 7.63 |
| ANIMALS FIRST | 26 | 0.13 |
| AOTEAROA LEGALISE CANNABIS PARTY | 723 | 3.53 |
| ASIA PACIFIC UNITED PARTY | 0 | 0.00 |
| CHRISTIAN COALITION | 320 | 1.56 |
| ETHNIC MINORITY PARTY | 6 | 0.03 |
| GREEN SOCIETY | 17 | 0.08 |
| LABOUR PARTY | 6,619 | 32.28 |
| MANA MAORI MOVEMENT | 698 | 3.40 |
| McGILLICUDDY SERIOUS | 43 | 0.21 |
| NATURAL LAW PARTY | 16 | 0.08 |
| NZ CONSERVATIVE PARTY | 4 | 0.02 |
| NEW ZEALAND FIRST PARTY | 9,026 | 44.02 |
| NZ NATIONAL PARTY | 1,171 | 5.71 |
| NZ SUPERANNUITANTS AND YOUTH ACTION | 8 | 0.04 |
| PROGRESSIVE GREENS | 46 | 0.22 |
| TE TAWHARAU | 24 | 0.12 |
| THE LIBERTARIANZ | 1 | 0.00 |
| UNITED NEW ZEALAND PARTY | 21 | 0.10 |
| Total valid Party Votes | 20,502 | 100.00 |
| Informal Party Votes | 364 | |

| TE TAI RAWHITI Party Votes | Votes | % |
|-------------------------------------|--------|--------|
| ACT NEW ZEALAND | 188 | 0.89 |
| ADVANCE NZ | 6 | 0.03 |
| ALLIANCE | 1,381 | 6.54 |
| ANIMALS FIRST | 25 | 0.12 |
| AOTEAROA LEGALISE CANNABIS PARTY | 623 | 2.95 |
| ASIA PACIFIC UNITED PARTY | 2 | 0.00 |
| CHRISTIAN COALITION | 433 | 2.05 |
| ETHNIC MINORITY PARTY | 4 | 0.02 |
| GREEN SOCIETY | 19 | 0.09 |
| LABOUR PARTY | 6,558 | 31.08 |
| MANA MAORI MOVEMENT | 649 | 3.08 |
| McGILLICUDDY SERIOUS | 27 | 0.13 |
| NATURAL LAW PARTY | 27 | 0.13 |
| NZ CONSERVATIVE PARTY | 2 | 0.00 |
| NEW ZEALAND FIRST PARTY | 10,030 | 47.53 |
| NZ NATIONAL PARTY | 897 | 4.25 |
| NZ SUPERANNUITANTS AND YOUTH ACTION | 11 | 0.05 |
| PROGRESSIVE GREENS | 33 | 0.16 |
| TE TAWHARAU | 171 | 0.81 |
| THE LIBERTARIANZ | 2 | 0.00 |
| UNITED NEW ZEALAND PARTY | 15 | 0.07 |
| Total valid Party Votes | 21,103 | 100.00 |
| Informal Party Votes | 206 | |

| Electorate Votes | Votes | % | |
|------------------------------|-------------------------|--------|--------|
| KARAURIA, Merania | ACT NEW ZEALAND | 167 | 0.82 |
| JOSEPH, Te Pare | ALLIANCE | 1,370 | 6.69 |
| WHARE, Rawiri | CHRISTIAN COALITION | 369 | 1.80 |
| PIHEMA, Kotene | INDIGENOUS PEOPLES | 132 | 0.64 |
| MAHUTA, Nanaia | LABOUR PARTY | 5,645 | 27.56 |
| GREENSILL, Angeline Ngahina | MANA MAORI MOVEMENT | 952 | 4.65 |
| ALSTON, Derek | McGILLICUDDY SERIOUS | 86 | 0.42 |
| THOMAS, Ken | NATURAL LAW PARTY | 64 | 0.31 |
| MORGAN, Tukoroirangi Tuku | NEW ZEALAND FIRST PARTY | 10,606 | 51.78 |
| MINHINICK, Tahuna | NZ NATIONAL PARTY | 1,090 | 5.32 |
| Total valid Electorate Votes | | 20,481 | 100.00 |
| Informal Electorate Votes | | 385 | |
| Majority | | 4,961 | |


| Electorate Votes | Votes | % | |
|------------------------------|-------------------------|--------|--------|
| AWATERE, Hinemoa | ACT NEW ZEALAND | 352 | 1.68 |
| KOPU, Manu Alamein | ALLIANCE | 1,210 | 5.77 |
| TAPSELL, Peter | LABOUR PARTY | 6,432 | 30.65 |
| ITI, Tame | MANA MAORI MOVEMENT | 1,372 | 6.54 |
| PATTERSON, Lynette | NATURAL LAW PARTY | 70 | 0.33 |
| DELAMERE, John | NEW ZEALAND FIRST PARTY | 10,647 | 50.73 |
| BUTT, Peta | NZ NATIONAL PARTY | 506 | 2.41 |
| COATES, Wharekaihua | TE TAWHARAU | 398 | 1.90 |
| Total valid Electorate Votes | | 20,987 | 100.00 |
| Informal Electorate Votes | | 322 | |
| Majority | | 4,215 | |

| TE TAI TOKERAU Party Votes | | Votes | % |
|-------------------------------------|--|--------|--------|
| ACT NEW ZEALAND | | 238 | 1.12 |
| ADVANCE NZ | | 6 | 0.03 |
| ALLIANCE | | 1,818 | 8.55 |
| ANIMALS FIRST | | 35 | 0.16 |
| AOTEAROA LEGALISE CANNABIS PARTY | | 735 | 3.46 |
| ASIA PACIFIC UNITED PARTY | | 0 | 0.00 |
| CHRISTIAN COALITION | | 380 | 1.79 |
| ETHNIC MINORITY PARTY | | 2 | 0.00 |
| GREEN SOCIETY | | 30 | 0.14 |
| LABOUR PARTY | | 6,176 | 29.06 |
| MANA MAORI MOVEMENT | | 592 | 2.79 |
| McGILLICUDDY SERIOUS | | 37 | 0.17 |
| NATURAL LAW PARTY | | 25 | 0.12 |
| NZ CONSERVATIVE PARTY | | 4 | 0.02 |
| NEW ZEALAND FIRST PARTY | | 9,644 | 45.38 |
| NZ NATIONAL PARTY | | 1,426 | 6.71 |
| NZ SUPERANNUITANTS AND YOUTH ACTION | | 6 | 0.03 |
| PROGRESSIVE GREENS | | 54 | 0.25 |
| TE TAWHARAU | | 22 | 0.10 |
| THE LIBERTARIANZ | | 3 | 0.01 |
| UNITED NEW ZEALAND PARTY | | 19 | 0.09 |
| Total valid Party Votes | | 21,252 | 100.00 |
| Informal Party Votes | | 235 | |



| TE TAI TONGA Party Votes | | Votes | % |
|-------------------------------------|--|--------|--------|
| ACT NEW ZEALAND | | 232 | 1.15 |
| ADVANCE NZ | | 3 | 0.01 |
| ALLIANCE | | 2,290 | 11.31 |
| ANIMALS FIRST | | 28 | 0.14 |
| AOTEAROA LEGALISE CANNABIS PARTY | | 896 | 4.42 |
| ASIA PACIFIC UNITED PARTY | | 2 | 0.00 |
| CHRISTIAN COALITION | | 441 | 2.18 |
| ETHNIC MINORITY PARTY | | 7 | 0.03 |
| GREEN SOCIETY | | 22 | 0.11 |
| LABOUR PARTY | | 7,167 | 35.39 |
| MANA MAORI MOVEMENT | | 667 | 3.29 |
| McGILLICUDDY SERIOUS | | 37 | 0.18 |
| NATURAL LAW PARTY | | 12 | 0.06 |
| NZ CONSERVATIVE PARTY | | 5 | 0.02 |
| NEW ZEALAND FIRST PARTY | | 6,576 | 32.47 |
| NZ NATIONAL PARTY | | 1,732 | 8.55 |
| NZ SUPERANNUITANTS AND YOUTH ACTION | | 9 | 0.04 |
| PROGRESSIVE GREENS | | 33 | 0.16 |
| TE TAWHARAU | | 35 | 0.17 |
| THE LIBERTARIANZ | | 4 | 0.02 |
| UNITED NEW ZEALAND PARTY | | 52 | 0.26 |
| Total valid Party Votes | | 20,250 | 100.00 |
| Informal Party Votes | | 182 | |

| Electorate Votes | | Votes | % |
|---------------------------------|-------------------------|--------|--------|
| CAMPBELL, Peter | ALLIANCE | 1,468 | 6.92 |
| SUTHERLAND, Larry | CHRISTIAN COALITION | 299 | 1.41 |
| BAKER, Maryanne Paraoone-Kawiti | INDEPENDENT | 740 | 3.49 |
| TAURUA, Kingi Eruera | INDIGENOUS PEOPLES | 370 | 1.74 |
| HAWKE, Joe | LABOUR PARTY | 4,408 | 20.77 |
| JULIAN, K.T. | McGILLICUDDY SERIOUS | 99 | 0.47 |
| AUSTIN, Mary Isobel | NATURAL LAW PARTY | 84 | 0.40 |
| HENARE, Tau | NEW ZEALAND FIRST PARTY | 12,826 | 60.43 |
| DARGAVILLE, Rihari Dick | NZ NATIONAL PARTY | 931 | 4.39 |
| Total valid Electorate Votes | | 21,225 | 100.00 |
| Informal Electorate Votes | | 262 | |
| Majority | | 8,418 | |



| Electorate Votes | | Votes | % |
|------------------------------|----------------------------------|--------|--------|
| KAIWAI, Hone | ALLIANCE | 1,916 | 9.51 |
| WHAANGA-MORRIS, Honty | AOTEAROA LEGALISE CANNABIS PARTY | 873 | 4.33 |
| TIRIKATENE-SULLIVAN, Whetu | LABOUR PARTY | 7,372 | 36.58 |
| RICKARD, Tuaiwa Eva | MANA MAORI MOVEMENT | 1,220 | 6.05 |
| WYLLIE, Tutekawa | NEW ZEALAND FIRST PARTY | 7,657 | 37.99 |
| BEDWELL J Cliff | NZ NATIONAL PARTY | 1,115 | 5.53 |
| Total valid Electorate Votes | | 20,153 | 100.00 |
| Informal Electorate Votes | | 279 | |
| Majority | | 285 | |

**TOP FIVE UNSUCCESSFUL
LIST CANDIDATES FOR PARTIES
WITH LIST SEATS IN PARLIAMENT**

| | Electorate | List no. |
|--------------------------------------|----------------|----------|
| ACT New Zealand | | |
| DILL, Anne Marian | Otago | 9 |
| ORMOND, John Davies | Tukituki | 10 |
| MILNE, Christopher David Astley | Hutt South | 11 |
| ASHWORTH, Vincent Alexandra | Karapiro | 12 |
| THOMAS, Marilyn Jessica | Albany | 13 |
| Alliance | | |
| MACPHERSON, Dave | Wairarapa | 14 |
| KAIWAI, Hone | Te Tai Tonga | 15 |
| SMITH, Mike | Otaki | 16 |
| McBEY, Leah | Dunedin South | 17 |
| McCONACHY, Heather-Ann | Albany | 18 |
| Labour Party | | |
| DUNCAN, Helen | Epsom | 22 |
| BLINCOE, John | Nelson | 23 |
| GALLAGHER, Martin | Hamilton West | 24 |
| SMITH, Verna | Ohariu-Belmont | 25 |
| DICKSON, Matiu | | 26 |
| New Zealand First Party | | |
| MYLES, Gilbert | Maungakiekie | 15 |
| PETERS, Ian | Taupo | 16 |
| HARDING, Graham | Mana | 17 |
| BULMAN, Claire | Waimakariri | 19 |
| KEILLER, Jason | Owairaka | 20 |
| NZ National Party | | |
| YOUNG, Annabel* | | 28 |
| NEILL, Alec | | 31 |
| TAITOKO, Wayne | | 37 |
| MAJOR, David | Rongotai | 38 |
| STEVENS, Margie | Dunedin North | 39 |
| * replaced Jim Gerard, 23 April 1997 | | |

The Electoral Process

Are you fully informed?

The Electoral Commission, the Electoral Enrolment Centre and the Chief Electoral Office produce a wide range of publications and other material to inform people about the parliamentary electoral process.

If you would like to receive more information, please complete this form and post it back to us.

Name: _____

Address: _____

I would particularly like information on:

Post this form to us in an envelope marked:

Manager Communications
Electoral Commission
P O Box 3050
WELLINGTON

If you prefer you can fax the form to us at (04) 474 0674
or send an e-mail message to elect@netlink.co.nz

ALLOCATION OF PARTY LIST SEATS

The number of Party Votes won by each registered party which has submitted a party list and crossed the threshold is used to decide how many seats overall each party will have in Parliament. These parties are eligible for list seats and will receive enough list seats to add to their electorate seats to reach the total number of seats to which they are entitled.

If, for example, the Party Votes for a particular party entitled it to a total of 54 seats in Parliament and it won 40 electorate seats, it would gain 14 further seats drawn from its party list. Candidates may stand for Parliament both in an electorate and on their party's list.

To determine the precise order in which all the seats in Parliament are allocated to the various parties, the Electoral Act 1993 prescribes that a mathematical formula, called the St Laguë formula, be applied. The nationwide Party Vote of each of the parties which cross the threshold is divided by successive odd numbers starting with 1 (i.e. the number of Party Votes won by each party is divided by 1, 3, 5, 7, 9, 11, 13, etc.). The 120 highest resulting numbers (which are called quotients) determine both the number of seats for each party and the order in which they are allocated. The following explains how the process worked at the 1996 general election:

The St Laguë Formula

Step 1:

The Chief Electoral Officer drew up a table with the name of each party shown on the Party Vote side of the ballot paper, the number of Party Votes it won, the percentage of all Party Votes it won and the number of electorate seats it won. For the purposes of this table minor parties are combined under the heading 'OTHER'.

| Registered Parties | Party Votes | % of all Party Votes | Number of electorate seats won |
|----------------------------|-------------|----------------------|--------------------------------|
| NEW ZEALAND NATIONAL PARTY | 701,315 | 33.84 | 30 |
| LABOUR PARTY | 584,159 | 28.19 | 26 |
| NEW ZEALAND FIRST PARTY | 276,603 | 13.35 | 6 |
| ALLIANCE | 209,347 | 10.10 | 1 |
| ACT NEW ZEALAND | 126,442 | 6.10 | 1 |
| UNITED NEW ZEALAND PARTY | 18,245 | 0.88 | 1 |
| CHRISTIAN COALITION | 89,716 | 4.33 | 0 |
| OTHER | 66,532 | 3.21 | 0 |
| TOTAL | 2,072,359 | 100.00 | 65 |

Step 2:

The Chief Electoral Officer then excluded parties that were not eligible for party list seats by deleting any party that had not won at least 5% of the total number of Party Votes or had not won at least one electorate seat (commonly termed the threshold). The Christian Coalition had only gained 4.33% of all the Party Votes and had not won any electorate seats, so all votes for the Christian Coalition and other parties in the same situation are excluded. Although the United New Zealand Party gained 0.88% of all the Party Votes it did win one electorate seat, so is included.

| Registered Parties that gained 5% of total Party Votes or won at least one electorate seat | Party Votes | % of all Party Votes cast for parties eligible for list seats | Number of electorate seats won |
|--|-------------|---|--------------------------------|
| NEW ZEALAND NATIONAL PARTY | 701,315 | 36.60 | 30 |
| LABOUR PARTY | 584,159 | 30.49 | 26 |
| NEW ZEALAND FIRST PARTY | 276,603 | 14.43 | 6 |
| ALLIANCE | 209,347 | 10.93 | 1 |
| ACT NEW ZEALAND | 126,442 | 6.60 | 1 |
| UNITED NEW ZEALAND PARTY | 18,245 | 0.95 | 1 |
| TOTAL | 1,916,111 | 100.00 | 65 |

Note: The percentage share for each of the remaining parties has increased because Party Votes for parties not reaching the threshold have been disregarded.

Step 3:

The Chief Electoral Officer then took the total Party Votes for each eligible party and divided the figures by a sequence of odd numbers starting with 1 (1, 3, 5, 7, 9, 11, 13, 15 and so on),

until enough quotients had been found to allocate all 120 seats. The numbers beside the highest 120 quotients on the following table indicate their order from highest to lowest.

| Party Votes | NZ NATIONAL PARTY | LABOUR PARTY | NEW ZEALAND FIRST PARTY |
|-------------|-------------------|--------------|-------------------------|
| divided by | 701,315 | 584,159 | 276,603 |
| 1 | 701315.00000 | 584159.00000 | 276603.00000 |
| 3 | 233771.66667 | 194719.66667 | 92201.00000 |
| 5 | 140263.00000 | 116831.80000 | 55320.60000 |
| 7 | 100187.85714 | 83451.28571 | 39514.71429 |
| 9 | 77923.88889 | 64906.55556 | 30733.66667 |
| 11 | 63755.90909 | 53105.36664 | 25145.72727 |
| 13 | 53947.30769 | 44935.30769 | 21277.15385 |
| 15 | 46754.33333 | 38943.93333 | 18440.20000 |
| 17 | 41253.82353 | 34362.29412 | 16270.76471 |
| 19 | 36911.31579 | 30745.21053 | 14558.05263 |
| 21 | 33395.9538 | 27817.09524 | 13171.57143 |
| 23 | 30491.95652 | 25398.21739 | 12026.21739 |
| 25 | 28052.60000 | 23366.36000 | 11064.12000 |
| 27 | 25974.62963 | 21635.51852 | 10244.55556 |
| 29 | 24183.27586 | 20143.41379 | 9538.03448 |
| 31 | 22623.06452 | 18843.83871 | 8922.67742 |
| 33 | 21251.96970 | 17701.78788 | 8381.90909 |
| 35 | 20037.57143 | 16690.25714 | 7902.94286 |
| 37 | 18954.45946 | 15788.08108 | 7475.75676 |
| 39 | 17982.43590 | 14978.43590 | 7092.38462 |
| 41 | 17105.24390 | 14247.78049 | 6746.41463 |
| 43 | 16309.65116 | 13585.09302 | 6432.62791 |
| 45 | 15584.77778 | 12981.31111 | 6146.73333 |
| 47 | 14921.59574 | 12428.91489 | 5885.17021 |
| 49 | 14312.55102 | 11921.61224 | 5644.95918 |
| 51 | 13751.27451 | 11454.09804 | 5423.58824 |
| 53 | 13232.35849 | 11021.86792 | 5218.92453 |
| 55 | 12751.18182 | 10621.07273 | 5029.14545 |
| 57 | 12303.77193 | 10248.40351 | 4852.68421 |
| 59 | 11886.69492 | 9901.00000 | 4688.18644 |
| 61 | 11496.96721 | 9576.37705 | 4534.47541 |
| 63 | 11131.98413 | 9272.36508 | 4390.52381 |
| 65 | 10789.46154 | 8987.06154 | 4255.43077 |
| 67 | 10467.38806 | 8718.79104 | 4128.40299 |

| ALLIANCE | ACT NEW ZEALAND | UNITED NEW ZEALAND PARTY |
|--------------|-----------------|--------------------------|
| 209,347 | 126,442 | 18,245 |
| 209347.00000 | 126442.00000 | 18245.00000 |
| 69782.33333 | 42147.33333 | 6081.66667 |
| 41869.40000 | 25288.40000 | 3649.00000 |
| 29906.71429 | 18063.14286 | 2606.42857 |
| 23260.77778 | 14049.11111 | 2027.22222 |
| 19031.54545 | 11494.72727 | 1658.63636 |
| 16103.61538 | 9726.30769 | 1403.46154 |
| 13956.46667 | 8429.46667 | 1216.33333 |
| 12314.52941 | 7437.76471 | 1073.23529 |
| 11018.26316 | 6654.84211 | 960.26316 |
| 9968.90476 | 6021.04762 | 868.80952 |
| 9102.04348 | 5497.4726 | 793.26087 |
| 8373.88000 | 5057.68000 | 729.80000 |
| 7753.59259 | 4683.03704 | 675.74074 |
| 7218.86207 | 4360.06897 | 629.13793 |
| 6753.12903 | 4078.77414 | 588.54839 |
| 6343.84848 | 3831.57576 | 552.87879 |
| 5981.34286 | 3612.62857 | 521.28571 |
| 5658.02703 | 3417.35135 | 493.10811 |
| 5367.87179 | 3242.10256 | 467.82051 |
| 5106.02439 | 3083.95122 | 445.00000 |
| 4868.53488 | 2940.51163 | 424.30233 |
| 4652.15556 | 2809.82222 | 405.44444 |
| 4454.19149 | 2690.25532 | 388.19149 |
| 4272.38776 | 2580.44898 | 372.34694 |
| 4104.84314 | 2479.25490 | 357.74510 |
| 3949.94340 | 2385.69811 | 344.24528 |
| 3806.30909 | 2298.94545 | 331.72727 |
| 3672.75439 | 2218.28070 | 320.08772 |
| 3548.25424 | 2143.08475 | 309.23729 |
| 3431.91803 | 2072.81967 | 299.09836 |
| 3322.96825 | 2007.01587 | 289.60317 |
| 3220.72308 | 1945.26154 | 280.69231 |
| 3124.58209 | 1887.19403 | 272.31343 |

| Party Votes | NZ NATIONAL PARTY | LABOUR PARTY | NEW ZEALAND FIRST PARTY |
|---|-------------------|----------------|-------------------------|
| divided by | | | |
| 69 | 10163.98551 95 | 8466.07246 112 | 4008.73913 |
| 71 | 9877.67606 98 | 8227.59155 118 | 3895.81690 |
| 73 | 9607.05479 100 | 8002.17808 120 | 3789.08219 |
| 75 | 9350.86667 103 | 7788.78667 | 3688.04000 |
| 77 | 9107.98701 105 | 7586.48052 | 3592.24675 |
| 79 | 8877.40506 109 | 7394.41772 | 3501.30380 |
| 81 | 8658.20988 111 | 7211.83951 | 3414.85185 |
| 83 | 8449.57831 113 | 7038.06024 | 3332.56627 |
| 85 | 8250.76471 117 | 6872.45882 | 3254.15294 |
| 87 | 8061.09195 119 | 6714.47126 | 3179.34483 |
| 89 | 7879.94382 | 6563.58427 | 3107.89888 |
| 91 | 7706.75824 | 6419.32967 | 3039.59341 |
| 93 | 7541.02151 | 6281.27957 | 2974.22581 |
| 95 | 7382.26316 | 6149.04211 | 2911.61053 |
| Step 4: No. of quotients in top 120 | 44 | 37 | 17 |
| Step 5: No. of electorate seats | 30 | 26 | 6 |
| No. of list seats | 14 | 11 | 11 |

| ALLIANCE | ACT NEW ZEALAND | UNITED NEW ZEALAND PARTY |
|------------|-----------------|--------------------------|
| 3034.01449 | 1832.49275 | 264.42029 |
| 2948.54930 | 1780.87324 | 256.97183 |
| 2867.76712 | 1732.08219 | 249.93151 |
| 2791.29333 | 1685.89333 | 243.26667 |
| 2718.79221 | 1642.10390 | 236.94805 |
| 2649.96203 | 1600.53165 | 230.94937 |
| 2584.53086 | 1561.01235 | 225.24691 |
| 2522.25301 | 1523.39759 | 219.81928 |
| 2462.90588 | 1487.55294 | 214.64706 |
| 2406.28736 | 1453.35632 | 209.71264 |
| 2352.21348 | 1420.69663 | 205.00000 |
| 2300.51648 | 1389.47253 | 200.49451 |
| 2251.04301 | 1359.59140 | 196.18280 |
| 2203.65263 | 1330.96842 | 192.05263 |
| 13 | 8 | 1 |
| 1 | 1 | 1 |
| 12 | 7 | 0 |

Step 4:

The Chief Electoral Officer then counted the number of quotients each party had in the highest 120.

Step 5:

The Chief Electoral Officer then determined how many electorate seats each party had won, and allocated enough party list seats to each party to bring the total number of seats up to the number to which it was entitled.

Step 6

The Chief Electoral Officer then examined the list of candidates each party submitted on its party list before the election, and deleted the names of any candidate who had won an electorate seat. He then allocated the party's list seats to the remaining list candidates in the order they appear on the party's list. He then declared those candidates elected to Parliament and advised the Clerk of the House of Representatives of their names.

The list of MPs elected at the 1996 general election appears on Pages 24 and 25.

There are four further points to note.

1. If a party that appeared on the Party Vote side of the ballot paper wins more electorate seats than it is entitled to based on its share of the Party Vote, then it does not receive any list seats. It keeps the extra seats and the size of Parliament increases by that number of seats until the next general election. The number of seats won by other parties are not affected.
2. If a party does not nominate enough list candidates to fill all the seats to which it is entitled on the basis of its share of the Party Vote, they remain unfilled and the size of Parliament is reduced by that number of seats until the next general election. The number of seats won by other parties are not affected.
3. If an electorate seat is won by an Independent candidate or by a party that did not appear on the Party Vote (e.g. because it was not a registered party), the Chief Electoral Officer would subtract that number of seats from 120 and work out allocations of seats between registered parties based on that lower number.
4. The list nominated by a party at a general election remains in force until the next general election, and it is used to replace a list MP from that party in the event of death, resignation or disqualification. In 1997 Jim Gerard resigned from Parliament and the Chief Electoral Officer asked Annabel Young if she was willing to be an MP (having first confirmed that she was still a member of the National Party). She agreed and was then declared elected to Parliament. If she had not agreed, the Chief Electoral Officer would have asked the next candidate on the list and so on until a candidate was willing to become an MP. If no such candidate was found the seat would remain unfilled until the next general election.

A by-election is held to fill a casual vacancy in an electorate seat. However, Parliament may, by resolution supported by 75% of all MPs, decide not to fill a vacant list or electorate seat if the vacancy occurs within six months of the date Parliament is due to expire or if the Prime Minister has announced that a general election is to be held within six months of the date the vacancy occurred.

REGISTRATION OF POLITICAL PARTIES

In order to be able to contest the Party Vote political parties have to be registered with the Electoral Commission before Writ Day. While independent candidates and members of an unregistered party can contest electorate seats using their party name, they are not able to contest the Party Vote. In some cases, parties may stand in an election as a component group of another registered party.

Before they can be used on the ballot paper party logos have to be approved and registered by the Electoral Commission. Both registered and unregistered parties may register a logo.

There were 28 registered political parties as at 31 October 1997.

| Party Name | Date Registered | Address |
|--|-----------------|---|
| New Zealand National Party | 2 Dec 1994 | P O Box 1155, Wellington |
| New Zealand Conservative Party (formerly Right of Centre) | 2 Dec 1994 | c/o Colin Jackson, Jacksons, West Coast, 7870 |
| New Zealand First Party | 20 Dec 1994 | P O Box 60, Tauranga |
| ACT New Zealand | 17 Feb 1995 | P O Box 33-386, Takapuna, Auckland |
| New Zealand Labour Party | 17 Feb 1995 | P O Box 784, Wellington |
| Christian Heritage Party of New Zealand (component party of Christian Coalition) | 6 Mar 1995 | P O Box 5208, Papanui, Christchurch |
| The Alliance | 17 Mar 1995 | P O Box 222, Levin |
| Republican Party Inc | 19 May 1995 | P O Box 34 812, Birkenhead, Auckland |
| McGillicuddy Serious Party | 13 July 1995 | 5 College Hill, Ponsonby, Auckland |
| Te Tawharau | 10 Aug 1995 | P O Box 204, Te Teko |

Political Parties - contd.

| | | |
|---|-------------|--|
| Advance New Zealand Party Inc. | 10 Aug 1995 | P O Box 29-207, Greenwoods Corner, Epsom, Auckland |
| New Zealand Democratic Party Inc (component party of The Alliance) | 10 Aug 1995 | P O Box 9967, Newmarket, Auckland |
| United New Zealand Party | 10 Aug 1995 | Parliament Buildings, Wellington |
| The Greens, The Green Party of Aotearoa/New Zealand (component party of The Alliance) | 17 Aug 1995 | P O Box 11 652, Wellington |
| Christian Democrats (component party of Christian Coalition) | 17 Aug 1995 | P O Box 38 366, Wellington |
| NZ Superannuitants and Youth Action (formerly Accord Seniors and Youth) | 14 Sep 1995 | P O Box 13-081, Tauranga |
| Aotearoa Party | 16 Nov 1995 | P O Box 3052, Ohope |
| Natural Law Party | 1 Dec 1995 | P O Box 17-273, Greenlane, Auckland |
| Christian Coalition | 1 Feb 1996 | P O Box 33-102, Petone |
| Progressive Green Party | 1 Feb 1996 | P O Box 1440, Auckland |
| Green Society | 9 May 1996 | 188 Ponsonby Road, Ponsonby, Auckland |
| Aotearoa Legalise Cannabis Party | 30 May 1996 | c/o Brandon Hutchison, Old West Coast Road, RD 6, Christchurch |
| Ethnic Minority Party of New Zealand | 27 Jun 1996 | P O Box 16-253, Sandringham, Auckland |
| Animals First | 5 Sep 1996 | P O Box 47 188, Ponsonby, Auckland |

Political Parties - contd.

| | | |
|---------------------------|-------------|-------------------------------------|
| Mana Maori Movement | 11 Sep 1996 | 17A Everton Terrace, Wellington |
| The Libertarianz | 11 Sep 1996 | P O Box 40-385, Glenfield, Auckland |
| Asia Pacific United Party | 1 Sep 1996 | P O Box 7225, Wellington South |
| The NZ South Island Party | 9 Oct 1997 | 343 South Road, Caversham, Dunedin |

By law, all registered parties must furnish a return of their election expenses to the Electoral Commission within 70 days after the day on which successful list candidates are announced by the Chief Electoral Officer. This return must be audited. Returns and auditors' reports are available for public inspection.

All candidates for electorate seats must furnish details of their election expenses to the particular electorate's Returning Officer within 70 days of the day on which the successful electorate candidate is declared elected.

Under the Electoral Act 1993 all registered parties must provide the Electoral Commission with an annual return of national donations and of electorate donations, no later than 30 April each year. The return of national donations has to be audited. Returns and auditors' reports are available for public inspection.

See the Electoral Glossary for definitions of 'electorate donation' and 'national donation'.

By law, all registered parties must use democratic procedures to select their parliamentary candidates.

TIMETABLE FOR A GENERAL ELECTION

| Critical dates | Maximum days | Running total days | Minimum days | Running total days |
|---|--------------|--------------------|--------------|--------------------|
| Governor-General's Warrant: The time within which the Governor-General is required to direct the Clerk of the Writs to issue the Writs after the expiry or dissolution of Parliament, including the day on which the directive is issued. | 7 | 7 | 1 | 1 |
| Writ Day: The time within which the Clerk of the Writs is required to issue the Writs after the Governor-General's direction. | 3 | 10 | 1 | 2 |
| Nomination Day: The time allowed for calling nominations, including the day on which nominations close following Writ Day. | 7 | 17 | 3 | 5 |
| Polling Day: The number of days Polling Day must be after Nomination Day, including Polling Day. | 27 | 44 | 20 | 25 |
| Last Date for Receipt of Special Votes: The time allowed for Special Votes to be received after Polling Day. | 10 | 54 | 10 | 35 |
| Return of the Writs: The time allowed for the Writs to be returned. | 6 | 60 | 2 | 37 |

The dates for these activities for the last four general elections were:

| | 1987 | 1990 | 1993 | 1996 |
|--|---------|---------|---------|---------|
| Election Day announced | 30 June | 9 Aug | 14 Sept | 21 May |
| Writ Day | 22 July | 20 Sept | 7 Oct | 12 Sept |
| Nomination Day | 25 July | 4 Oct | 14 Oct | 18 Sept |
| <i>Early voting commences</i> | - | - | - | 23 Sept |
| Polling day <i>Must be a Saturday</i> | 15 Aug | 27 Oct | 6 Nov | 12 Oct |
| Writs Returned <i>Term of Parliament commences</i> | 10 Sep | 9 Nov | 26 Nov | 1 Nov |

CITIZENS INITIATED REFERENDA

Under the Citizens Initiated Referenda Act 1993, a petition of at least 10 percent of electors can request that a non-binding referendum be held on virtually any subject. There are a number of steps in the process:

- The promoter gives the referendum proposal to the Clerk of the House of Representatives.
- The Clerk publicly advertises the proposed question. The Act allows 28 days for submissions and a further three months for the determination of the final wording of the question.
- After consulting with the promoter and any other person, the Clerk determines the final wording of the referendum question.
- The promoter has to gather the signatures of at least 10 percent of registered electors and deliver the petition to the Clerk within 12 months of the publication of the determination.
- The petition is checked for compliance. If all is correct the Speaker presents the petition to the House of Representatives. If it is not correct, the promoter is allowed a further two months to make it comply before it lapses.
- The Governor-General sets a date for the referendum within one month from the date of presentation. The referendum must be held within a year of the date of presentation unless 75 percent of all MPs in Parliament vote to defer it.
- The referendum is held and the result is declared. The result is indicative only and is not binding on the Government.

There has been one citizens initiated referendum to date.

NON-LICENSING REFERENDA IN NEW ZEALAND

| DATE OF POLL | TOPIC | TURNOUT % | RESULT % | |
|--|---|--------------|---|----------------------------|
| 9 March 1949 | Off-course betting | 54.3 | In favour Against | 68.8 32.0 |
| 3 August 1949 | Compulsory Military Training | 63.5 | In favour Against | 77.9 22.1 |
| 23 September 1967 | Term of Parliament | 69.7 | 3 years 4 years | 68.1 31.9 |
| 27 October 1990 (held same day as general election) | Term of Parliament | 85.2 | 3 years 4 years | 69.3 30.7 |
| 19 September 1992 | (a) Retain FPP or change | 55.2 | Retain Change | 15.3 84.7 |
| | (b) Reform Options, SM, STV, MMP, PV | 55.2 | Supplementary Member Single Transferable Vote Mixed Member Proportional Preferential Voting | 5.6 17.4 70.5 6.6 |
| 6 November 1993 (held same day as general election) | FPP or MMP | 85.2 | FPP MMP | 46.1 53.9 |
| 2 December 1995 | Citizens Initiated – Firefighters Referendum Question: "Should the number of professional firefighters employed full time in the New Zealand Fire Service be reduced below the number employed on 1 January 1995?" | 27.0 | Yes No | 12.18 87.82 |
| 5 - 26 September 1997 (postal ballot) | Compulsory Retirement Savings Scheme Question: "Do you support the proposed Compulsory Retirement Savings Scheme?" | 80.3 | Yes No | 8.2 91.8 |

ALLOCATION OF ELECTION BROADCASTING TIME AND MONEY

The responsibility for the allocation of election broadcasting time and funds to eligible political parties was transferred from the Broadcasting Standards Authority to the Electoral Commission in July 1996. At the same time there were changes to the criteria political parties must meet to be eligible for an allocation and for the allocation of election broadcasting time and funds.

Allocation of State Funds for Election Broadcasting to Political Parties, 1996

| Party | Allocation (\$) | Actual Expenditure (\$) |
|-----------------------------------|-----------------|-------------------------|
| ACT New Zealand | 94,041 | 93,739.97 |
| Advance New Zealand Party | 23,032 | 23,027.61 |
| Aotearoa Legalise Cannabis Party | 35,371 | 34,933.22 |
| Christian Coalition | 94,041 | 92,953.75 |
| Ethnic Minority Party | 23,032 | 22,606.20 |
| Green Society | 23,032 | 23,031.00 |
| Mana Maori Movement | 15,173 | * |
| Natural Law Party | 35,371 | 35,371.00 |
| NZ Conservative Party | 35,371 | 35,356.18 |
| New Zealand First | 252,277 | 250,055.23 |
| NZ Labour Party | 436,400 | 436,400.00 |
| NZ Superannuitants & Youth Action | 23,032 | 23,032.00 |
| Progressive Green Party | 35,371 | 35,322.07 |
| Te Tawharau | 23,032 | 22,806.26 |
| The Alliance | 254,827 | 251,949.31 |
| McGillcuddy Serious Party | 35,371 | 35,371.00 |
| NZ National Party | 540,377 | 540,377.00 |
| Republican Party Inc | 5,058 | * |
| United New Zealand Party | 94,041 | 93,406.53 |
| RNZ Radio production cost | 3,000 | 1,650.00 |
| Totals | 2,081,250 | 2,051,388.33 |

* not finalised at time of compilation

**Allocation of Free Broadcasting Time (minutes)
to Political Parties for Opening and Closing
Addresses on TVNZ and RNZ, 1996**

















































| Party | Opening address | Time used* | Closing address | Time used |
|-----------------------------------|-----------------|--------------|-----------------|-----------|
| ACT New Zealand | 5 | 5 | 2.5 | 2.5 |
| Advance New Zealand Party | 0 | 0 | 0 | 0 |
| Aotearoa Legalise Cannabis Party | 2 | 2 | 1 | 1 |
| Christian Coalition | 5 | 5 | 2.5 | 2.5 |
| Ethnic Minority Party | 0 | 0 | 0 | 0 |
| Green Society | 0 | 0 | 0 | 0 |
| Mana Maori Movement | 0 | 0 | 0 | 0 |
| Natural Law Party | 2 | 2 | 1 | 1 |
| NZ Conservative Party | 2 | 2 | 1 | 1 |
| New Zealand First | 20 | 17.5 | 10 | 10 |
| NZ Labour Party | 25 | 25 | 12.5 | 11 |
| NZ Superannuitants & Youth Action | 0 | 0 | 0 | 0 |
| Progressive Green Party | 2 | 2 | 1 | 1 |
| Te Tawharau | 0 | 0 | 0 | 0 |
| The Alliance | 20 | 20 | 10 | 10 |
| McGillicuddy Serious Party | 2 | 2 | 1 | 1 |
| NZ National Party | 30 | 30 | 15 | 15 |
| Republican Party Inc | 0 | 0 | 0 | 0 |
| United New Zealand Party | 5 | 5 | 2.5 | 2 |
| Totals | 120 | 117.5 | 60 | 58 |

*The 45th
Parliament*

* Figures for TVNZ. All parties used the full time allocated on National Radio.

THE CABINET

(As at 8 December 1997)

| | | | | |
|-------------------------------|--|---|------------------------------|---|
| Hon Jenny Shipley | (National) Prime Minister, Minister of Women's Affairs, Minister in Charge of the NZ Security Intelligence Service. |   | Hon Peter McCardle | (NZ First) Minister of Employment. |
| Hon Winston Peters | (NZ First) Deputy Prime Minister, Treasurer. |   | Hon Douglas Graham | (National) Attorney-General (includes responsibility for the Serious Fraud Office), Minister of Justice, Minister in Charge of Treaty of Waitangi Negotiations. |
| Hon Wyatt Creech | (National) Minister of Education (includes responsibility for the National Library), Minister for Courts, Leader of the House, Minister for Ministerial Services. |       | Hon Dr Lockwood Smith | (National) Minister of Agriculture, Minister of Forestry, Minister for International Trade, Minister responsible for Contact Energy Ltd. |
| Rt Hon Bill Birch | (National) Minister of Finance (includes responsibility for the Government Superannuation Fund Department), Minister of Revenue. |     | Hon Jack Elder | (NZ First) Minister of Police, Minister of Internal Affairs, Minister of Civil Defence. |
| Hon John Luxton | (National) Minister of Commerce, Minister of Fisheries, Minister of Lands, Minister for Biosecurity, Minister for Industry, Associate Minister of Agriculture. |       | Rt Hon Don McKinnon | (National) Minister of Foreign Affairs and Trade, Minister of Pacific Island Affairs, Minister for Disarmament and Arms Control. |
| Hon Bill English | (National) Minister of Health, Associate Minister of Revenue. |     | Hon Max Bradford | (National) Minister of Labour, Minister of Defence, Minister of Immigration, Minister of Energy, Minister of Business Development. |
| Hon Tau Henare | (NZ First) Minister of Maori Affairs, Minister for Racing, Associate Minister for Sport, Fitness and Leisure. |     | Hon Simon Upton | (National) Minister of State Services, Minister for the Environment, Minister of Cultural Affairs, Minister for Crown Research Institutes, Associate Minister of Foreign Affairs and Trade. |
| Hon Maurice Williamson | (National) Minister of Transport, Minister of Research, Science and Technology, Minister of Statistics, Minister of Local Government, Minister of Communications, Minister for Information Technology. |       | Hon Tuariki Delamere | (NZ First) Minister of Customs, Minister in Charge of the Valuation Department, Minister in Charge of the Public Trust Office, Associate Treasurer, Associate Minister of Health. |
| Hon Roger Sowry | (National) Minister of Social Welfare, Minister in Charge of War Pensions, Associate Minister of Health. |               | Hon Dr Nick Smith | (National) Minister of Conservation, Minister of Corrections, Associate Minister of Social Welfare, Associate Minister of Immigration. |

Hon Murray McCully (National)
Minister of Housing, Minister of Tourism, Minister for Accident Rehabilitation and Compensation Insurance, Minister for Sport, Fitness and Leisure.

Hon Tony Ryall (National)
Minister for State Owned Enterprises (Airways Corporation of NZ Ltd, Coal Corporation of NZ Ltd, Electricity Corporation of NZ Ltd, Government Property Services Ltd, Land Corporation Ltd, Meteorological Service of NZ Ltd, NZ Forestry Corporation Ltd, NZ Post Ltd, Television NZ Ltd, Terralink NZ Ltd, Timberlands West Coast Ltd, Trans Power NZ Ltd, Vehicle Testing NZ Ltd, Works and Development Services Corporation (NZ) Ltd), Minister in Charge of the Audit Department, Minister Responsible for Radio NZ, Associate Minister of Justice.

MINISTERS OUTSIDE CABINET

Hon Brian Donnelly (NZ First)
Minister responsible for the Education Review Office, Associate Minister of Education, Associate Minister of Pacific Island Affairs.

Rt Hon Jim Bolger (National)
Minister of State, Associate Minister of Foreign Affairs and Trade (with special responsibility for APEC).

Hon Deborah Morris (NZ First)
Minister of Youth Affairs, Associate Minister of Women's Affairs, Associate Minister for Accident Rehabilitation and Compensation Insurance, Associate Minister for the Environment.

Hon Robyn McDonald (NZ First)
Minister for Senior Citizens, Minister of Consumer Affairs.

Note: All Ministers are members of the Executive Council.

SELECT COMMITTEES APPOINTED FOR THE 45th PARLIAMENT

(As at November 1997)

COMMERCE

(commerce, communications, energy, regional development and tourism)

Jenny Bloxham (Deputy Chairperson), Laila Harré, Warren Kyd (Chairperson), Hon Richard Prebble, H V Ross Robertson, Bob Simcock, Paul Swain and Pansy Wong.

EDUCATION AND SCIENCE

(education, research, science and technology)

Donna Awatere-Huata, Gerry Brownlee, Liz Gordon, Janet Mackey, Hon Deborah Morris, Tony Steel (Chairperson), Belinda Vernon (Deputy Chairperson) and Jill White.

ELECTORAL LAW

(electoral law)

Rod Donald, Marie Hasler (Chairperson), Pete Hodgson (Deputy Chairperson), Nanaia Mahuta, Tony Ryall, Hon Ken Shirley, Bob Simcock and R Doug Woolerton.

FINANCE AND EXPENDITURE

(government finance, insurance, superannuation, taxation and the auditing of the Crown's financial statements and departmental financial statements)

Jenny Bloxham, David Carter, Hon Dr Michael Cullen, Hon Peter Dunne (Deputy Chairperson), Ruth Dyson, Marie Hasler, Rodney Hide, Mark Peck, Tony Ryall (Chairperson), Belinda Vernon, R Doug Woolerton and John Wright.

Subcommittee on the appointment of specialist tax advisers

Hon Dr Michael Cullen, Hon Peter Dunne, Tony Ryall (Chairperson) and R Doug Woolerton.

Subcommittee on the inquiry into departmental reporting to Parliament

Ruth Dyson, Tony Ryall (Chairperson) and Belinda Vernon.

FOREIGN AFFAIRS, DEFENCE AND TRADE

(customs, defence, foreign affairs and trade)

Geoff Braybrooke, Hon Brian Donnelly, Marie Hasler (Deputy Chairperson), Murray McLean, Dr Wayne Mapp, Rt Hon Mike Moore, Hon Derek Quigley (Chairperson) and Matt P Robson.

GOVERNMENT ADMINISTRATION

(central government advisory services, official information, statistics and services to Parliament)

Peter Brown, Mark Gosche, Hon Peter Gresham (Deputy Chairperson), Frank Grover, Rodney Hide, Marian Hobbs, Trevor Mallard, Hon Roger F H Maxwell, Clem Simich (Chairperson) and Hon Nick Smith.

HEALTH

(health)

Phillida Bunkle, Hon Annette King, Judy Keall, Hon Roger F H Maxwell (Deputy Chairperson), Tukoroirangi Morgan, Brian Neeson (Chairperson), Hon Katherine O'Regan, Jill Pettis, Hon Derek Quigley and Bob Simcock.

INTERNAL AFFAIRS AND LOCAL GOVERNMENT

(internal affairs and local government)

Tim Barnett, Rev Ann Batten (Deputy Chairperson), Sandra Lee, Joy McLauchlan, Hon Katherine O'Regan (Chairperson), Larry Sutherland, Judith Tizard and Annabel Young.

JUSTICE AND LAW REFORM

(corrections, courts, Crown legal services, justice, police, privacy and serious fraud)

Hon Phil Goff, Hon Peter Gresham, George Hawkins, Dr Wayne Mapp, Matt P Robson, Patricia Schnauer (Deputy Chairperson), Rana Waitai (Chairperson), Pansy Wong, Tutekawa Wyllie and Dianne Yates.

MAORI AFFAIRS

(Maori affairs)

Arthur Anae, Joe Hawke, Alamein Kopu, Sandra Lee, Hon Robyn McDonald, Tukoroirangi Morgan, Dover Samuels (Deputy Chairperson), Tariana Turia, Georgina te Heuheu (Chairperson) and Rana Waitai.

OFFICERS OF PARLIAMENT

Rick Barker, John Carter, Graham Kelly, Hon Doug Kidd (Chairperson), Ron Mark, Ian Revell (Deputy Chairperson), Paul Swain and John Wright.

PRIMARY PRODUCTION

(agriculture, fishing and forestry)

Grant Gillon, Gavan Herlihy, Owen Jennings, Hon Denis Marshall, Hon Jim Sutton (Deputy Chairperson), Damien O'Connor, Eric Roy (Chairperson) and Tutekawa Wyllie.

PRIVILEGES

(questions of parliamentary privilege)

Jim Anderton, Rt Hon J B Bolger, Hon Dr Michael Cullen, Lianne Dalziel, Hon Paul East (Chairperson), Hon D A M Graham, Rt Hon Jonathan Hunt (Deputy Chairperson) and Hon Winston Peters.

REGULATIONS REVIEW

Arthur Anae (Deputy Chairperson), Frank Grover, Rt Hon Jonathan Hunt (Chairperson), Nanaia Mahuta, Georgina Te Heuheu, Rana Waitai, Jill White and Annabel Young.

SOCIAL SERVICES

(employment, housing, immigration, labour and social welfare)

Arthur Anae, Rev Ann Batten, Gerry Brownlee (Deputy Chairperson), Pam Corkery, Taito Phillip Field, Lianne Dalziel, Joy McLauchlan (Chairperson), Murray McLean, Steve Maharey and Dr Muriel Newman.

STANDING ORDERS

Jim Anderton, Mark Burton, John Carter, Hon Wyatt Creech, Hon Dr Michael Cullen, Rt Hon Jonathan Hunt, Hon Doug Kidd (Chairperson), Ron Mark and Patricia Schnauer.

TRANSPORT AND ENVIRONMENT

(conservation, construction and development, environment, land information, surveying, transport and transport safety)

Peter Brown, Harry Duynhoven, Jeanette Fitzsimons, Hon Chris Fletcher, Gavan Herlihy, Pete Hodgson, Hon Denis Marshall (Chairperson) and Hon Ken Shirley (Deputy Chairperson).

ADMINISTRATION OF PARLIAMENT

Administrative and support services for Members of Parliament and the House of Representatives are provided by the **Parliamentary Service**. It is not a Government department and is financially accountable to Parliament. For policy decisions the Service reports to the Parliamentary Services Commission which consists of the Speaker of the House of Representatives as chairperson and six members, three of whom are members of the Government and three are from Opposition parties.

The **Office of Clerk of the House of Representatives** is responsible for advising on and recording the proceedings of Parliament and the classification and distribution of petitions, Bills and other official papers to members and officials of the House of Representatives. It also services Select Committees.

Administrative services for ministers are provided by the **Ministerial Services Branch of the Department of Internal Affairs**. Support services for the Cabinet and its committees are provided by the **Cabinet Office of the Prime Minister's Department**.

PARLIAMENTARY AND MINISTERIAL SALARIES AND ALLOWANCES

(Set by Higher Salaries Commission, July 1997)

| Salaries | \$ |
|--|---------|
| Members of the Executive | |
| Prime Minister | 199,000 |
| Deputy Prime Minister | 151,000 |
| Each Minister of the Crown with portfolio in Cabinet | 135,000 |
| Each Minister of the Crown with portfolio outside Cabinet | 120,000 |
| Each Minister of the Crown without portfolio | 97,000 |
| Parliamentary Under-Secretary | 97,000 |
| Officers of the House of Representatives | |
| Speaker | 135,000 |
| Deputy Speaker | 100,000 |
| Each Assistant Speaker | 84,000 |
| Leader of the Opposition | |
| Leader of the Opposition | 135,000 |
| Other Party Leaders and Deputy Leaders | |
| Party Leader (with at least 25 party members in the House) | 95,500 |
| Party Leader (with between 13 and 24 members in the House) | 91,500 |
| Party Leader (with between 6 and 12 members in the House) | 87,500 |
| Deputy Leader (with at least 35 members in the House) | 91,500 |
| Whips | |
| Senior Whip (with at least 25 members in the House) | 92,000 |
| Junior Whip (with at least 25 members in the House) | 86,000 |
| Whip (with between 13 and 24 members in the House) | 86,000 |
| Chairpersons of Select Committees | |
| Chairperson of a Select Committee | 82,000 |
| Members of Parliament | |
| Member of Parliament | 78,000 |

SEATS HELD BY POLITICAL PARTIES AFTER

GENERAL ELECTIONS, 1890-1996

| Election | Total | Liberal | Conservative |
|----------|-------|---------|--------------|
| 1890 | 74 | 38 | 25 |
| 1893 | 74 | 51 | 13 |
| 1896 | 74 | 39 | 25 |
| 1899 | 74 | 49 | 19 |
| 1902 | 80 | 47 | 19 |
| 1905 | 80 | 58 | 16 |
| | | | Reform |
| 1908 | 80 | 50 | 26 |
| 1911 | 80 | 33 | 37 |
| 1914 | 80 | 33 | 41 |
| 1919 | 80 | 21 | 47 |
| 1922 | 80 | 22 | 37 |
| 1925 | 80 | 11 | 55 |
| 1928 | 80 | 27 | 27 |
| | | | Coalition |
| 1931 | 80 | | 51 |
| | | | National |
| 1935 | 80 | | 19 |
| 1938 | 80 | | 25 |
| 1943 | 80 | | 34 |
| 1946 | 80 | | 38 |
| 1949 | 80 | | 46 |
| 1951 | 80 | | 50 |
| 1954 | 80 | | 45 |
| 1957 | 80 | | 39 |
| 1960 | 80 | | 46 |
| 1963 | 80 | | 45 |
| 1966 | 80 | | 44 |
| 1969 | 84 | | 45 |
| 1972 | 87 | | 32 |
| 1975 | 87 | | 55 |
| 1978 | 92 | | 51 |
| 1981 | 92 | | 47 |
| 1984 | 95 | | 37 |
| 1987 | 97 | | 40 |
| 1990 | 97 | | 67 |
| 1993 | 99 | | 50 |
| 1996 | 120 | | 44 |

| Labour | NZ First | Others | Independent |
|--------|----------|----------|-------------|
| | | | 7 |
| | | | 6 |
| | | | 6 |
| | | | 2 |
| | | | 10 |
| | | | 6 |
| | | | |
| 1 | | | 3 |
| 4 | | | 6 |
| 6 | | | 0 |
| 8 | | | 4 |
| 17 | | | 4 |
| 12 | | | 2 |
| 19 | | 1* | 6 |
| | | | |
| 24 | | 1* | 4 |
| | | | |
| 53+2† | | 2* | 4 |
| 53 | | | 2 |
| 45 | | | 1 |
| 42 | | | |
| 34 | | | |
| 30 | | | |
| 35 | | | |
| 41 | | | |
| 34 | | | |
| 35 | | | |
| 35 | | | |
| 39 | | 1‡ | |
| 55 | | | |
| 32 | | | |
| 40 | | | |
| 43 | | 1‡ | |
| 56 | | 2‡ | |
| 57 | | 2‡ | |
| 29 | | | |
| 45 | | 1§ | |
| | | 2¶ | |
| | | Alliance | |
| 37 | 2 | 13 | |
| | 17 | Act | |
| | | 8 | |
| | | United | |
| | | 1 | |

* Country Party † Rasana ‡ Social Credit/Democrats § New Labour
 || Includes Speaker of the House ¶ Alliance

GENERAL ELECTION STATISTICS -

| | | | | |
|---|------------------------------|------------------------------|---------------------------------|---------------------------------|
| 1981 | Labour 702,630 39.01% | National 698,508 38.78% | Social Credit 372,056 20.65% | Values 3,460 0.19% |
| SEATS General Maori | 34 4 | 47 0 | 2 0 | |
| 1984 | Labour 829,154 42.98% | National 692,494 35.89% | New Zealand 236,385 12.25% | Social Credit 147,162 7.63% |
| SEATS General Maori | 52 4 | 37 0 | | 2 0 |
| 1987 | Labour 878,526 47.96% | National 806,348 44.02% | Democrats 105,095 5.74% | Mana Motuhake 0.53% 9,789 |
| SEATS General Maori | 54 4 | 39 0 | | |
| 1990 | National 872,358 47.82% | Labour 640,915 35.14% | Green 124,915 6.85% | NewLabour 94,171 5.16% |
| SEATS General Maori | 67 0 | 25 4 | | 1 0 |
| 1993 | National 673,892 35.05% | Labour 666,759 34.68% | Alliance 350,064 18.21% | NZ First 161,481 8.40% |
| SEATS General Maori | 50 0 | 42 3 | 2 0 | 1 1 |
| 1996 | National 701,315 33.84% | Labour 584,159 28.19% | NZ First 276,603 13.35% | Alliance 209,347 10.10% |
| SEATS General Maori Party List | Electorate 699,073 33.91% | Electorate 640,884 31.08% | Electorate 278,103 13.49% | Electorate 231,944 11.25% |
| | 30 0 14 | 26 0 11 | 5 1 11 | 1 0 12 |

ANALYSIS OF POLITICAL PARTIES - 1981 to 1996

| | | | | Totals | |
|---------------------------------------|------------------------------------|-------------------------------------|----------------------------|---|----------------------|
| | | | Other 24,649 1.37% | 1,801,303 | 83 |
| Values 3,826 0.20% | | | Other 20,180 1.05% | 1,929,201 | 87 |
| | | | | General Maori Total Seats | 91 4 95 |
| New Zealand 5,306 0.29% | | | Other 26,838 1.46% | 1,831,902 | 93 |
| | | | | General Maori Total Seats | 93 4 97 |
| Democrats 30,455 1.67% | | | Other 61,278 3.36% | 1,824,092 | 97 |
| | | | | General Maori Total Seats | 93 4 97 |
| Christian Heritage 38,749 2.02% | | | Other 31,851 1.65% | 1,922,796 | 95 |
| | | | | General Maori Total Seats | 95 4 99 |
| ACT 126,442 6.10% | United New Zealand 18,245 0.88% | Christian Coalition 89,716 4.33% | Other 66,532 3.21% | Party 2,072,359 | |
| Electorate 77,319 3.75% | Electorate 42,666 2.07% | Electorate 31,995 1.55% | Electorate 59,762 2.90% | Electorate 2,061,746 | |
| 1 0 7 | 1 0 0 | 1 0 0 | | Party List 55 | |
| | | | | General Electorates Maori Electorates Party List Total Seats | 60 5 55 120 |

ENROLMENT AND VOTING STATISTICS,

| | 1981 |
|--|-----------|
| Electors on master roll | 2,034,747 |
| Estimated voting age population on election day | - |
| Percentage of estimated voting age population enrolled | - |
| Total number of votes cast | 1,860,564 |
| Turnout of those enrolled (%) | 91.44 |
| Turnout of estimated voting age population (%) | - |
| Percentage of informal electorate votes | 0.50 |
| Percentage of informal party votes | |
| Number of electorate candidates | 339 |
| Number of list candidates | |
| Number of dual candidates | |
| Number of electorate-only candidates | 339 |
| Number of list-only candidates | |
| Number of persons who stood as candidates | 339 |

1981 - 1996

| | 1984 | 1987 | 1990 | 1993 | 1996 |
|--|-----------|-----------|-----------|-----------|-----------|
| | 2,111,651 | 2,114,656 | 2,202,157 | 2,321,664 | 2,418,587 |
| | - | 2,289,807 | 2,400,360 | 2,506,110 | 2,642,400 |
| | - | 92.35 | 91.74 | 92.64 | 91.60 |
| | 1,978,798 | 1,883,394 | 1,877,115 | 1,978,092 | 2,135,175 |
| | 93.71 | 89.06 | 85.24 | 85.20 | 88.28 |
| | - | 82.25 | 78.20 | 78.93 | 80.80 |
| | 0.39 | 0.61 | 0.55 | 0.59 | 0.90 |
| | | | | | 0.39 |
| | 466 | 424 | 677 | 689 | 611 |
| | | | | | 690 |
| | | | | | 457 |
| | 466 | 424 | 677 | 689 | 154 |
| | | | | | 233 |
| | 466 | 424 | 677 | 689 | 844 |

MAORI VOTER ENROLMENT 1990-1997

| Date | Maori on Maori Roll | % of Total Maori enrolled |
|----------|---------------------|---------------------------|
| 27.10.90 | 83,019 | 39.83 |
| 6.11.93 | 101,585 | 40.92 |
| 12.10.96 | 141,929 | 49.81 |
| 27.08.97 | 163,310 | 53.63 |

| Maori on General Roll | % of Total Maori enrolled | Total Maori Enrolled |
|-----------------------|---------------------------|----------------------|
| 125,409 | 60.17 | 208,428 |
| 146,689 | 59.08 | 248,274 |
| 143,013 | 50.19 | 284,942 |
| 141,229 | 46.37 | 304,539 |

WOMEN IN PARLIAMENT 1933-1997

| Name | Electorate |
|---------------------------|---------------------------------|
| Elizabeth McCombs | Lyttelton |
| Catherine Stewart | Wellington West |
| Mary Dreaver | Waitemata |
| Mary (Grigg) Polson | Mid-Canterbury |
| Mabel Howard | Christchurch East/ Sydenham |
| Hilda Ross | Hamilton |
| Iriaka Ratana | Western Maori |
| Ethel McMillan | North Dunedin/ Dunedin North |
| Esme Tombleson | Gisborne |
| Rona Stevenson | Taupo |
| Whetu Tirikatene-Sullivan | Southern Maori |
| Dorothy Jelichich | Hamilton West |
| Mary Batchelor | Avon |
| Marilyn Waring | Raglan/Waipā |

| Dates | Age When First Elected | Party |
|----------|------------------------|----------|
| 1933-35* | 60 | Labour |
| 1938-43† | 57 | Labour |
| 1941-43† | 54 | Labour |
| 1942-43 | 45 | National |
| 1943-69 | 49 | Labour |
| 1945-59* | 61 | National |
| 1949-69 | 44 | Labour |
| 1953-75 | 51 | Labour |
| 1960-72† | 43 | National |
| 1963-72 | 52 | National |
| 1967-96† | 35 | Labour |
| 1972-75† | 44 | Labour |
| 1972-87 | 45 | Labour |
| 1975-84 | 23 | National |

| Name | Electorate | | Dates | Age When First Elected | Party |
|-----------------------|---------------------------------|--|-----------------|---------------------------|--------------------------------|
| Colleen Dewe | Lyttelton | | 1975-78† | 45 | National |
| Ann Hercus | Lyttelton | | 1978-87 | 36 | Labour |
| Margaret Shields | Kapiti | | 1981-90† | 40 | Labour |
| Helen Clark | Mt Albert/Owairaka | | 1981- | 31 | Labour |
| Fran Wilde | Wellington Central | | 1981-92‡ | 32 | Labour |
| Ruth Richardson | Selwyn | | 1981-94‡ | 30 | National |
| Anne (Fraser) Collins | East Cape | | 1984-90† | 32 | Labour |
| Judy Keall | Glenfield/Horowhenua/ Otaki | | 1984-90†, 1993- | 41 | Labour |
| Annette King | Horowhenua/Miramar/ Rongotai | | 1984-90†, 1993- | 39 | Labour |
| Katherine O'Regan | Waipa/List | | 1984- | 38 | National |
| Margaret Austin | Yaldhurst | | 1984-96† | 51 | Labour/United New Zealand |
| Sonja Davies | Pencarrow | | 1987-93§ | 63 | Labour |
| Jenny Kirk | Birkenhead | | 1987-90† | 43 | Labour |
| Jenny Shipley | Ashburton/Rakaia | | 1987- | 35 | National |
| Elizabeth Tennet | Island Bay | | 1987-96§ | 34 | Labour |
| Lianne Dalziel | Christchurch Central/List | | 1990- | 30 | Labour |
| Christine Fletcher | Eden/Epsom | | 1990- | 35 | National |
| Marie Hasler | Titirangi/Waitakere | | 1990-93† 1996- | 42 | National |
| Gail McIntosh | Lyttelton | | 1990-93† | 35 | National |
| Joy McLauchlan | Western Hutt/List | | 1990- | 42 | National |
| Margaret Moir | West Coast | | 1990-93† | 49 | National |
| Judith Tizard | Panmure/Auckland Central | | 1990- | 34 | Labour |
| Ruth Dyson | Lyttelton/List | | 1993- | 36 | Labour |
| Pauline Gardiner | Wellington-Karori | | 1993-96† | 46 | National/United New Zealand |
| Sandra Lee | Auckland Central/List | | 1993- | 41 | Alliance (Mana Motuhake) |
| Janet Mackey | Gisborne/Mahia | | 1993- | 40 | Labour |
| Jill Pettis | Wanganui/Whanganui | | 1993- | 41 | Labour |
| Suzanne Sinclair | Titirangi | | 1993-96† | 47 | Labour |

| Name | Electorate | | Dates | Age When First Elected | Party |
|---------------------|--------------------|--|--------|---------------------------|--|
| Jill White | Manawatu/List | | 1993- | 52 | Labour |
| Dianne Yates | Hamilton East/List | | 1993- | 50 | Labour |
| Donna Awatere-Huata | List | | 1996- | 47 | ACT New Zealand |
| Rev. Ann Batten | List | | 1996- | 52 | NZ First |
| Jenny Bloxham | List | | 1996- | 47 | NZ First |
| Phillida Bunkle | List | | 1996- | 52 | Alliance (Green) |
| Pam Corkery | List | | 1996- | 40 | Alliance (NLP) |
| Jeanette Fitzsimons | List | | 1996- | 51 | Alliance (Green) |
| Dr Liz Gordon | List | | 1996- | 41 | Alliance (NLP) |
| Laila Harré | List | | 1996- | 30 | Alliance (NLP) |
| Marian Hobbs | List | | 1996- | 49 | Labour |
| Alamein Kopu | List | | 1996- | 53 | Alliance (Mana Motuhake)/ Independent (1997) |
| Robyn McDonald | List | | 1996- | 45 | NZ First |
| Nanaia Mahuta | List | | 1996- | 26 | Labour |
| Deborah Morris | List | | 1996- | 26 | NZ First |
| Dr Muriel Newman | List | | 1996- | 46 | ACT New Zealand |
| Patricia Schnauer | List | | 1996- | 54 | ACT New Zealand |
| Georgina te Heuheu | List | | 1996- | 53 | National |
| Tariana Turia | List | | 1996- | | Labour |
| Belinda Vernon | List | | 1996- | 38 | National |
| Pansy Wong | List | | 1996- | 41 | National |
| Annabel Young | List | | 1997-# | 40 | National |

*died †defeated ‡resigned §retired #replaced MP who resigned

CANDIDATES AND MPS BY GENDER,

| | 1981 | 1984 |
|-------------------|------|------|
| No. of candidates | 339 | 466 |
| male | 299 | 385 |
| female | 40 | 81 |
| No. of MPs | 92 | 95 |
| male | 74 | 83 |
| female | 8 | 12 |

1981 - 1996

| | 1987 | 1990 | 1993 | 1996* |
|-------------------|------|------|------|-------|
| No. of candidates | 424 | 677 | 689 | 611 |
| male | 342 | 525 | 498 | 457 |
| female | 82 | 152 | 191 | 154 |
| No. of MPs | 97 | 97 | 99 | 120 |
| male | 83 | 81 | 78 | 85 |
| female | 14 | 16 | 21 | 35 |

* electorate candidates only

BY-ELECTIONS SINCE 1984

| ELECTORATE | DATE OF BY-ELECTION |
|--------------------|---------------------|
| Timaru | 15 June 1985 |
| Tamaki | 15 February 1992 |
| Wellington Central | 12 December 1992 |
| Tauranga | 17 April 1993 |
| Selwyn | 13 August 1994 |

| SUCCESSFUL CANDIDATE | TOTAL VOTES CAST | TURNOUT (votes cast as % of roll) |
|----------------------|------------------|--------------------------------------|
| M. P. McTigue (Nat) | 22,175 | 90.60 |
| C. Simich (Nat) | 18,133 | 72.89 |
| C. Laidlaw (Lab) | 16,929 | 64.31 |
| W. R. Peters (Ind) | 13,080 | 49.08 |
| D. Carter (Nat) | 21,667 | 77.79 |

PREMIERS AND PRIME MINISTERS

| <i>Premiers</i> | <i>Term(s) of office</i> |
|---|--|
| Henry Sewell | 7 May 1856-20 May 1856 |
| William Fox | 20 May 1856-2 June 1856 12 Jul 1861-6 Aug 1862 28 Jun 1869-10 Sep 1872 3 Mar 1873-8 Apr 1873 |
| Edward William Stafford | 2 Jun 1856-12 Jul 1861 16 Oct 1865-28 Jun 1869 10 Sep 1872-11 Oct 1872 |
| Alfred Domett | 6 Aug 1862-30 Oct 1863 |
| Frederick Whitaker, MLC | 30 Oct 1863-24 Nov 1864 21 Apr 1882-25 Sep 1883 |
| Frederick Aloysius Weld | 24 Nov 1864-16 Oct 1865 |
| George Marsden Waterhouse, MLC | 11 Oct 1872-3 Mar 1873 |
| Sir Julius Vogel, KCMG | 8 Apr 1873-6 Jul 1875 15 Feb 1876-1 Sep 1876 |
| Daniel Pollen, MLC | 6 Jul 1875-15 Feb 1876 1 Sep 1876-13 Sep 1876 |
| Sir Harry Albert Atkinson, KCMG | 13 Sep 1876-13 Oct 1877 (ministry reconstructed) 25 Sep 1883-16 Aug 1884 28 Aug 1884-3 Sep 1884 8 Oct 1887-24 Jan 1891 |
| Sir George Grey, KCB | 13 Oct 1877-8 Oct 1879 |
| John Hall | 8 Oct 1879-21 Apr 1882 |
| Sir Robert Stout, KCMG | 16 Aug 1884-28 Aug 1884 3 Sep 1884-8 Oct 1887 |
| John Ballance (Liberal) | 24 Jan 1891-27 Apr 1893 (died) |
| Rt Hon Richard John Seddon (Liberal) | 1 May 1891-10 Jun 1906 (died) |
| Prime Ministers | |
| William Hall-Jones (Liberal) | 21 Jun 1906-6 Aug 1906 |

Premiers and Prime Ministers cont'd

| | |
|---|--|
| Rt Hon Sir Joseph George Ward, Bt, KCMG (Liberal) (United) | 6 Aug 1906-28 Mar 1912 10 Dec 1928-28 May 1930 |
| Thomas MacKenzie (Liberal) | 28 Mar 1912-10 Jul 1912 |
| Rt Hon William Ferguson Massey (Reform) (National) (Reform) | 10 Jul 1912-12 Aug 1915 12 Aug 1915-25 Aug 1919 25 Aug 1919-10 May 1925 (died) |
| Sir Francis Henry Dillon Bell, GCMG, KC, MLC (Reform) | 14 May 1925-30 May 1925 |
| Rt Hon Joseph Gordon Coates, MC (Reform) | 30 May 1925-10 Dec 1928 |
| Rt Hon George William Forbes (United) (United Reform Coalition) | 28 May 1930-22 Sep 1931 22 Sep 1931-6 Dec 1935 |
| Rt Hon Michael Joseph Savage (Labour) | 6 Dec 1935-27 Mar 1940 (died) |
| Rt Hon Peter Fraser, CH (Labour) | 1 Apr 1940-13 Dec 1949 |
| Rt Hon Sidney George Holland, CH (National) | 13 Dec 1949-20 Sep 1957 |
| Rt Hon Sir Keith Jack Holyoake, GCMG, CH (National) | 20 Sep 1957-12 Dec 1957 12 Dec 1960-7 Feb 1972 |
| Rt Hon Walter Nash, CH (Labour) | 12 Dec 1957-12 Dec 1960 |
| Rt Hon John Ross Marshall (later Sir) (National) | 7 Feb 1972-8 Dec 1972 |

Premiers and Prime Ministers cont'd

| | |
|---|-------------------------------|
| Rt Hon Norman Eric Kirk (Labour) | 8 Dec 1972-31 Aug 1974 (died) |
| Rt Hon Wallace Edward Rowling (later Sir) (Labour) | 6 Sep 1974-12 Dec 1975 |
| Rt Hon Sir Robert David Muldoon, GCMG, CH (National) | 12 Dec 1975-26 Jul 1984 |
| Rt Hon David Russell Lange CH (Labour) | 26 Jul 1984-8 Aug 1989 |
| Rt Hon Geoffrey Winston Russell Palmer (later Sir) (Labour) | 8 Aug 1989-4 Sep 1990 |
| Rt Hon Michael Kenneth Moore (Labour) | 4 Sep 1990-2 Nov 1990 |
| Rt Hon James Brendan Bolger (National) | 2 Nov 1990-28 Feb 1996 |
| (National/United Coalition) | 28 Feb 1996-12 Dec 1996 |
| (National/NZ First Coalition) | 12 Dec 1996-8 Dec 1997 |
| Hon Jennifer Mary Shipley (National/NZ First Coalition) | 8 Dec 1997- |

VICE-REGAL REPRESENTATIVES

| | <i>Assumed office</i> | <i>Retired</i> |
|---|-----------------------|----------------|
| Dependency | | |
| <i>Lieutenant-Governor</i> | | |
| Captain William Hobson, RN | 30 Jan 1840 | 3 May 1841 |
| Crown colony | | |
| <i>Governor</i> | | |
| Captain William Hobson, RN | 3 May 1841 | 10 Sep 1842 |
| Captain Robert FitzRoy, RN | 26 Dec 1843 | 17 Nov 1845 |
| Captain George Grey | 18 Nov 1845 | 31 Dec 1847 |
| <i>Governor-in-Chief</i> | | |
| Sir George Grey, KCB | 1 Jan 1848 | 7 Mar 1853 |
| Self-governing colony | | |
| <i>Governors of New Zealand</i> | | |
| Sir George Grey, KCB | 7 Mar 1853 | 31 Dec 1853 |
| Colonel Thomas Gore Brown, CB | 6 Sep 1855 | 2 Oct 1861 |
| Sir George Grey, KCB | 4 Dec 1861 | 5 Feb 1868 |
| Sir George Ferguson Bowen, GCMG | 5 Feb 1868 | 19 Mar 1873 |
| Rt Hon Sir James Fergusson, (Bt) | 14 Jun 1873 | 3 Dec 1874 |
| Marquess of Normanby, GCB, GCMG, PC | 9 Jan 1875 | 21 Feb 1879 |
| Sir Hercules George Robert Robinson, GCMG | 17 Apr 1879 | 8 Sep 1880 |
| Hon Sir Arthur Hamilton Gordon, GCMG | 29 Nov 1880 | 23 Jun 1882 |
| Lieutenant-General Sir William Francis Drummond Jervois, GCMG, CB | 29 Nov 1880 | 23 Jun 1882 |
| Earl of Onslow, GCMG | 2 May 1889 | 24 Feb 1892 |
| Earl of Glasgow, GCMG | 7 Jun 1892 | 6 Feb 1897 |
| Earl of Ranfurly, GCMG | 10 Aug 1897 | 19 Jun 1904 |
| Lord Plunket, GCMG, KCVO | 20 Jun 1904 | 7 Jun 1910 |
| Dominion | | |
| Lord Islington, KCMG, DSO, PC | 22 Jun 1910 | 2 Dec 1912 |
| Earl of Liverpool, GCMG, MVO, PC | 19 Dec 1912 | 27 Jun 1917 |

Vice-regal Representatives con'd

| Governors-General of New Zealand | Assumed office | Retired |
|--|----------------|-------------|
| Earl of Liverpool, GCB, GCMG, GBE, MVO, PC | 28 Jun 1917 | 7 Jul 1920 |
| Admiral of the Fleet Viscount Jellicoe, GCB, OM, GCVO | 27 SEP 1920 | 26 Nov 1924 |
| General Sir Charles Fergusson, (Bt), GCMG, KCB, DSO, MVO | 13 DEC 1924 | 8 FEB 1930 |
| Viscount Bledisloe, GCMG, KBE, PC | 19 MAR 1930 | 15 MAR 1935 |
| Viscount Galway, GCMG, DSO, OBE, PC | 12 APR 1935 | 3 FEB 1941 |
| Marshal of the Royal Air Force Sir Cyril Louis Norton Newall, GCB, OM, GCMG, CBE, AM | 22 FEB 1941 | 19 APR 1946 |
| Lieutenant-General the Lord Freyberg, VC, GCMG, KCB, KBE, DSO | 17 JUN 1946 | 15 AUG 1952 |
| Lieutenant-General the Lord Norrie, GCMG, GCVO, CB, DSO, MC | 2 DEC 1952 | 25 JUL 1957 |
| Viscount Cobham, GCMG, TD | 5 SEP 1957 | 13 SEP 1962 |
| Brigadier Sir Bernard Fergusson, GCMG, GCVO, DSO, OBE | 9 NOV 1962 | 20 OCT 1967 |
| Sir Arthur Espie Porritt, (Bt), GCMG, GCVO, CBE | 1 DEC 1967 | 7 SEP 1972 |
| Sir (Edward) Denis Blundell, GCMG, GCVO, KBE, QSO | 27 SEP 1972 | 5 OCT 1977 |
| Rt Hon Sir Keith Jacka Holyoake, KG, GCMG, CH, QSO | 26 OCT 1977 | 27 OCT 1980 |
| Hon Sir David Stuart Beattie, GCMG, GCVO, QSO, QC | 6 NOV 1980 | 10 NOV 1985 |
| The Most Reverend Sir Paul Alfred Reeves, GCMG, GCVO, QSO | 20 NOV 1985 | 29 NOV 1990 |
| Dame Catherine Tizard, GCMG, GCVO, DBE, QSO | 13 DEC 1990 | 3 MAR 1996 |
| Rt Hon Sir Michael Hardie Boys, GCMG | 21 MAR 1996 | |

Note: Honours are specified only if held on retirement from office.

SPEAKERS OF THE HOUSE OF REPRESENTATIVES

| | From | To |
|----------------------------------|------------|------------|
| Sir Charles Clifford | 26.05.1854 | 05.11.1860 |
| Sir David Monro | 03.06.1861 | 30.12.1870 |
| Sir Francis Dillon Bell | 14.08.1871 | 06.12.1875 |
| Sir William Fitzherbert | 15.06.1876 | 13.06.1879 |
| Sir George Maurice O'Rorke | 11.07.1879 | 03.10.1890 |
| William Jukes Steward | 23.01.1891 | 08.11.1893 |
| Sir George Maurice O'Rorke | 21.06.1894 | 05.11.1902 |
| Sir Arthur Robert Guinness | 29.06.1903 | 10.06.1913 |
| Sir Frederic William Lang | 26.06.1913 | 30.11.1922 |
| Sir Charles Ernest Statham | 07.02.1923 | 01.11.1935 |
| William Edward Barnard | 25.03.1936 | 30.08.1943 |
| Frederick William Schramm | 22.02.1944 | 04.11.1946 |
| Robert McKeen | 24.06.1947 | 03.11.1949 |
| Sir Matthew Henry Oram | 25.06.1950 | 29.10.1957 |
| Robert Mafeking MacFarlane | 21.01.1958 | 31.10.1960 |
| Sir Ronald Macmillan Algie | 20.06.1961 | 25.10.1966 |
| Sir Roy Emile Jack | 26.04.1967 | 09.02.1972 |
| Alfred Ernest Allen | 07.06.1972 | 26.10.1972 |
| Stanley Austin Whitehead | 14.02.1973 | 30.10.1975 |
| Sir Roy Emile Jack | 22.06.1976 | 24.12.1977 |
| Sir John Richard Harrison | 10.05.1978 | 15.06.1984 |
| Sir Basil Malcolm Arthur (Bt) | 15.08.1984 | 01.05.1985 |
| Sir Gerard Aloysius Wall | 28.05.1985 | 15.08.1987 |
| Sir Thomas Kerry Burke | 16.09.1987 | 27.10.1990 |
| Sir Robin (Robert McDowall) Gray | 28.11.1990 | 06.11.1993 |
| Sir Peter Wilfred Tapsell (KNZM) | 21.11.1993 | 12.10.1996 |
| Douglas Lorimer Kidd | 12.12.1996 | |

KEY DATES IN ELECTORAL REFORM

- | | |
|---|---|
| <p>1852 The New Zealand Constitution Act established a system of representative government for New Zealand. Parliament consisted of a Legislative Council appointed by the Crown, and a House of Representatives elected by male property owners with individual freehold or leasehold title. Although some Maori (almost invariably tribal leaders) were registered on the electoral roll, Maori were effectively denied the vote because they owned their lands under communal title.</p> | <p>1889 Number of MPs reduced from 91 to 70; multi-member electorates reintroduced in four main centres; residence made the only criterion for registering as an elector.</p> |
| <p>1853 The first five-yearly election for the House of Representatives was held. Thirty-seven MPs were elected using First-Past-the-Post in a mix of single-member and multi-member electorates.</p> | <p>1890 Secret ballot compulsory for all elections except those in the four Maori electorates.</p> |
| <p>1860 Gold miners who held a Miner's Right continuously for at least three months were able to vote without having to own or lease property.</p> | <p>1893 Universal suffrage granted to women; Maori of more than half Maori descent required to register on a Maori roll, those of less than half Maori descent required to register on the "European" roll, and those whose descent was exactly half Maori allowed to choose which roll they wished to be on.</p> |
| <p>1867 Four Maori seats were created as a temporary measure for five years, with universal suffrage for adult Maori males.</p> | <p>1900 Number of MPs increased to 80.</p> |
| <p>1871 First elections held using secret ballot; nearly all electorates represented by one MP.</p> | <p>1903 All multi-member electorates changed to single-member electorates.</p> |
| <p>1876 Four Maori seats made permanent.</p> | <p>1908 Second ballot voting system introduced.</p> |
| <p>1878 Bill introduced to change New Zealand's parliamentary voting system to a form of the single transferable vote. This marked the beginning of a period of considerable interest by various MPs in proportional representation voting systems lasting until the emergence of the modern two-party political system in the 1930s.</p> | <p>1913 Second ballot voting system repealed, and First-Past-the-Post reinstated.</p> |
| <p>1879 Universal suffrage for non-Maori adult males; parliamentary term reduced to three years.</p> | <p>1919 Women given the right to stand as candidates for Parliament.</p> |
| <p>1881 All MPs elected in single-member electorates; introduction of 'country quota' allowing rural electorates to have 25 percent fewer people than town electorates.</p> | <p>1923 Defeat of United Government's bill to introduce proportional representation for parliamentary elections.</p> |
| <p>1887 Independent Representation Commission established to draw electorate boundaries after each population census.</p> | <p>1924 Registration as an elector made compulsory for all eligible electors except Maori.</p> |
| | <p>1928 United Party formed a minority government following an agreement with the Labour Party.</p> |
| | <p>1931 Coalition government formed between United and Reform parties.</p> |
| | <p>1937 Secret ballot required for elections in four Maori seats.</p> |
| | <p>1945 Abolition of country quota.</p> |
| | <p>1950 Abolition of Legislative Council.</p> |
| | <p>1956 Parliament passed new Electoral Act, including entrenched provisions which could not be amended unless the proposed changes were agreed to by either 75 percent of all MPs or a majority of voters who voted in a referendum.</p> |

- 1965 Number of General electorates in the South Island fixed at 25, and provision for the number of General electorates in the North Island to increase.
- 1967 Defeat in a referendum of a proposal to increase the term of Parliament from three years to four years.
- 1969 Parliament reduced the voting age to 20.
- 1974 Parliament reduced the voting age to 18.
- 1975 Maori permitted to stand for election in either a Maori or a General electorate; Maori permitted to choose which type of roll (General or Maori) they wish to be on in a "Maori option" held after each five-yearly population census.
- 1985 Appointment of Royal Commission on the Electoral System to inquire into a wide range of matters concerning the electoral system.
- 1986 Report of the Royal Commission on the Electoral System, recommending (among other things) that a referendum be held on changing the voting system from First-Past-the-Post to Mixed Member Proportional representation.
- 1990 Defeat in a referendum of a proposal to increase the term of Parliament from three years to four years.
- 1992 Indicative referendum on changing the voting system.
- 1993 Final and binding referendum decided to change New Zealand's voting system from First-Past-the-Post to Mixed Member Proportional.
- 1995 Declaration of final boundaries for 60 General electorates and five Maori electorates for MMP.
- First referendum held following a petition presented under the Citizens Initiated Referenda Act 1993.
- 1996 12 October: first general election held using MMP.
12 December: National/NZ First coalition government sworn in.

REGISTRARS OF ELECTORS FOR THE ELECTORATES

1. Albany Electorate
Sarah Kent
New Zealand Post Limited
51 Hurstmere Road
TAKAPUNA 1332
Telephone: (09) 489 9994
2. Aoraki Electorate
Christina Lamont
New Zealand Post Limited
16 Sophia Street
TIMARU 8620
Telephone: (03) 684 7477
3. Auckland Central Electorate
Pam Turvey
New Zealand Post Limited
Bledisloe Building
Wellesley Street West
AUCKLAND 1036
Telephone: (09) 377 1718
4. Banks Peninsula Electorate
Bev Bell
New Zealand Post Limited
209 Tuam Street
CHRISTCHURCH 8032
Telephone: (03) 379 8976
5. Bay of Plenty Electorate
Andrea Smyth
New Zealand Post Limited
The Strand
WHAKATANE 3080
Telephone: (07) 308 8963
6. Christchurch Central Electorate
Diane Cave
New Zealand Post Limited
209 Tuam Street
CHRISTCHURCH 8032
Telephone: (03) 379 8974

Registrar of Electors for each Electorate

7. Christchurch East Electorate
Lindsay Andrews
New Zealand Post Limited
209 Tuam Street
CHRISTCHURCH 8032
Telephone: (03) 379 6210
8. Clutha-Southland Electorate
Carolyn Wright
New Zealand Post Limited
51 Don Street
INVERCARGILL 9520
Telephone: (03) 218 3216
9. Coromandel Electorate
Jenny Harries
New Zealand Post Limited
Post Shop
Rosemont Road
WAIHI 3061
Telephone: (07) 863 8312
10. Dunedin North Electorate
Paulette Hucklebridge
New Zealand Post Limited
233 Moray Place
DUNEDIN 9031
Telephone: (03) 477 3528
11. Dunedin South Electorate
Margaret Tipa
New Zealand Post Limited
233 Moray Place
DUNEDIN 9031
Telephone: (03) 477 6889
12. Epsom Electorate
Gloria South
New Zealand Post Limited
Bledisloe Building
Wellesley Street West
AUCKLAND 1036
Telephone: (09) 302 0046
13. Hamilton East Electorate
Joy Rear
New Zealand Post Limited
150 London Street
HAMILTON 2020
Telephone: (07) 838 2405

Registrar of Electors for each Electorate

14. Hamilton West Electorate
Dorothy Roycroft
New Zealand Post Limited
150 London Street
HAMILTON 2020
Telephone: (07) 838 3169
15. Hunua Electorate
Noelene Hocking
New Zealand Post Limited
Cnr Great South Road and Station Roads
MANUREWA 1730
Telephone: (09) 267 4200
16. Hutt South Electorate
Roberta Kent
New Zealand Post Limited
47 The Esplanade
PETONE 6332
Telephone: (04) 568 9666
17. Ilam Electorate
Pamela Cox
New Zealand Post Limited
1st Floor
Post Shop
209 Tuam Street
CHRISTCHURCH 8032
Telephone: (03) 379 6213
18. Invercargill Electorate
Sally Ophuis
New Zealand Post Limited
51 Don Street
INVERCARGILL 9520
Telephone: (03) 218 7071
19. Kaikoura Electorate
Ngairi Lamond
New Zealand Post Limited
2 Main Street
BLENHEIM 7320
Telephone: (03) 578 3691
20. Karapiro Electorate
Ngareta Tauri-Wright
New Zealand Post Limited
150 London Street
HAMILTON 2020
Telephone: (07) 834 1386

single-party government:

a majority government or a minority government made up of only one political party. See also **coalition government**.

snap election:

see **early election**.

Sovereign:

Queen Elizabeth the Second as Queen of New Zealand. See also **Head of State**.

special vote:

a vote cast at a general election, by-election, or referendum by a voter who is unable to cast an ordinary vote. See also **Tangata Whenua vote**.

St Laguë formula:

the formula (usually pronounced 'Saint La-gu') used by the Chief Electoral Officer under the MMP system to allocate seats to registered political parties that have crossed the threshold according to their shares of the effective Party Votes.

supply:

parliamentary authority for a government to spend public money and incur expenses or liabilities; the granting of supply by Parliament is always a matter of confidence in the government.

Tangata Whenua vote:

a particular type of special vote used by those on the Maori roll.

term of Parliament:

the maximum period of three years between the return of the writs for a general election and the expiry of Parliament; set by the Constitution Act 1986 and entrenched by the Electoral Act 1993.

threshold:

the requirement under MMP for a political party that is on the Party Vote to win at least 5 percent of all the Party Votes or at least one electorate seat in order to qualify for a share of all the seats based on its share of the effective Party Votes.

turnout:

the sum of all the valid votes, disallowed votes, and informal votes expressed either (1) as a percentage of the total number of registered electors in an electorate or in all electorates combined, as the case may be, or (2) as a percentage of the number of people in an electorate or in all electorates combined, as the case may be who have reached the age at which they may register as an elector, whether or not they are in fact registered electors.

unregistered political party:

a political party that is not entered on the Register of Political Parties, and can therefore only nominate electorate candidates. See also **registered political party**.

vacant seat:

see **casual vacancy**.

valid vote:

a vote at a general election, by-election or referendum that is not a disallowed vote or an informal vote.

vote of confidence:

see **confidence**.

voter:

a person who votes at a general election, by-election, or referendum.

voting paper:

a paper on which voters mark their choice at a referendum or poll. See also **ballot paper**

voting system:

a method of translating the votes of the people into seats in the legislature. See also **First-Past-the-Post; Mixed Member Proportional**.

Westminster system:

a system of parliamentary government found in the UK and in many former British colonies which in general has most of the following characteristics (although they have evolved in different ways in

different places and may exist to varying degrees); responsible government; members of the government are required to be Members of Parliament; a Parliament that is legally entitled to amend or repeal any law passed by its predecessors; a constitution with important parts that are unwritten; a non-partisan public service; and an independent judiciary.

writ:

a written direction from the Clerk of the Writs to a Returning Officer to hold an election in his or her electorate for an electorate MP for that electorate, or to hold a referendum in that electorate. See also **election day**; **nomination day**; **polling day**; **return of the writs**.

writ day:

the day on which the Clerk of the Writs issues a writ to a Returning Officer. In the case of a general election or referendum, all writs for all electorates are issued on the same day. See also **return of the writs**.



**NEW
DOCUMENT**

Direct Dial Telephone: + 64 + 4 496 4323
E-Mail Address: graeme.wilson@nzpost.co.nz

22 April, 1999

Ms Valeria Scott
Program Assistant
International Foundation for Electoral Systems
1101 15th Street N.W.
Washington DC 20009
U.S.A.

Dear Valeria

Thank you for your fax message re the request for a longer version of my CV and the Contract Employee Data Sheet. I have enclosed both of these documents in this package.

I have also enclosed the just released, publicity information kit and video for promoting our re-enrolment campaign for this year's Parliamentary Election in New Zealand. → To Resource Ctr.

You mentioned that you are considering postponing the Nigerian mission for a few weeks. I thought that I should let you know that I have commitments in New Zealand from 4/14 May and from 28 May to 14 June. I am available to carry out any assignments outside of these dates.

Kind regards


Graeme Wilson

General Manager - International Consultancy

Romila,
FYI - I thought this information might fit in the Resource Ctr.
The NZ Post office is charged with Voter Registration. Let me know if you have any questions. Valeria