

Date Printed: 04/23/2009

JTS Box Number: IFES_71
Tab Number: 9
Document Title: PPCRV Pollwatchers' Guide
Document Date: 1995
Document Country: Philippines
Document Language: English
IFES ID: CE01619



* F 6 E 3 B 0 3 8 - A 0 D F - 4 C 7 3 - A C E 0 - 5 0 B 0 5 F 4 7 B 6 E 4 *



PPCRV POLLWATCHERS' GUIDE

Introduction

PPCRV started as a Manila Archdiocesan Program to prepare for the 1992 elections. Soon after, it was transformed into a national movement for clean, peaceful, meaningful and credible elections. PPCRV helps change the socio-cultural patterns dominating the Filipino voting behavior — patterns entrenched in the politics of patronage and personality, guns, goons, gold.

In this May 1995 elections, over 500,000 PPCRV volunteers are once again renewing our commitment to strengthen democracy. Through this involvement we give witness to our identity as Christians and as Filipinos.

This Pollwatchers' Guide highlights the key provisions of COMELEC Resolution No. 2738.

Your Rights and Duties as Pollwatchers

- ✓ To stay in the space reserved for you.
- ✓ To observe the proceedings of the board .
- ✓ Take notes of what you may see or hear.
- ✓ To take photographs of the proceedings.
- ✓ To file a protest against any irregularity or violation of the law .
- ✓ To obtain from the board a Certificate of Protest.
- ✓ To read ballots and returns without touching them.
- ✓ To obtain the Certificate of Votes Cast for the Candidates duly signed and thumbmarked by the Board of Election Inspectors (BEI).
- ✓ To accompany members of the BEI in the delivery of ballot boxes & election returns.

Phases of Pollwatching Day Before Elections

- ✓ Do you know the precinct you are assigned to?
- ✓ Has the voter's assistance desk been set up?
- ✓ Is the headquarters in your polling place ready?
- ✓ Have you already assigned a food brigade? runners?
- ✓ Are there watchers assigned outside the polling place?

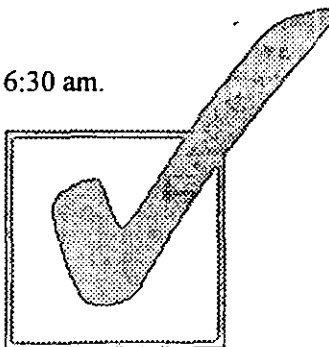
During Election day

Before the Voting

- ✓ Be in your polling place by 6:30 am.

Checklist for pollwatchers:

- ✓ pollwatching guidelines
- ✓ ballpen
- ✓ notebook
- ✓ flashlight or candles
- ✓ lighter or matches
- ✓ calculator
- ✓ Comelec/PPCRV identification card
- ✓ camera with film, flash, extra batteries



Checklist for BEI supplies and Election forms :

- ✓ book/list of registered voters wrapped and sealed
- ✓ official ballots wrapped and sealed (1.2 ballots per registered voter)
- ✓ 1 set of election returns wrapped and sealed
- ✓ envelopes and seals for excess ballots, marked ballots and election returns
- ✓ ballot box empty, turned upside down before being locked with three padlocks
- ✓ two self-locking metal seals

List down the quantity and serial numbers of the following:

- ✓ official ballots
 - ✓ envelopes for election returns
 - ✓ election returns
 - ✓ ballot box
- (See Comelec manual pp.21,22,23 for details)

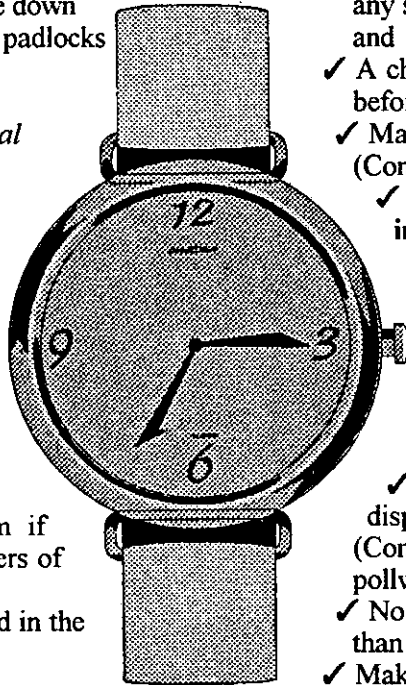
During the Voting

- ✓ Voting starts: 7 am ; ends: 3 pm
- ✓ Voting may continue after 3 pm if there are voters within 30 meters of the polling place.
- ✓ Only the following are allowed in the polling place:
 - ✓ BEI members
 - ✓ Pollwatchers
 - ✓ Comelec representatives
 - ✓ Voters casting their votes
 - ✓ Voters waiting for their turn to use the booth
 - ✓ Voter waiting for their turn to cast their votes
 - ✓ Other persons authorized by Comelec.

Important!

There should be no more than 20 persons at any one time inside the precinct waiting for their turn to cast their votes.

- ✓ The following are not allowed within 50 meters of the polling place except when voting:
 - ✓ Officers or members of the AFP
 - ✓ The Philippine National Police
 - ✓ Any peace officer
 - ✓ Barangay officials




- ✓ Voters being assisted must be illiterate/disabled and this must be indicated in the registration record (Comelec manual p.7 and 1992 PPCRV pollwatchers' manual p.15).
- ✓ No one can assist illiterate/disabled persons more than thrice except the BEI.
- ✓ You have the right to challenge the identity of any suspicious-looking voter (Comelec manual p.4 and 1992 PPCRV pollwatchers' manual p.15).
- ✓ A challenged person who refuses to take oath before the board must not be allowed to vote.
- ✓ Make sure you have a record of challenges made (Comelec manual p.5).
 - ✓ The chairman must apply a drop of indelible ink on a voter's fingernail before giving the ballot to the voter.
 - ✓ Make sure that the chairman signs the ballot before giving it to the voter.
 - ✓ Make sure that the serial number of the accomplished ballot matches that which is in the voters' list (Comelec manual p.6 and 1992 PPCRV pollwatchers manual p. 17).
 - ✓ Make sure that the proper procedure in disposing excess and spoiled ballots is observed (Comelec manual pp.7, 8 and 1992 PPCRV pollwatchers manual p.16).
- ✓ No voter can change his defaced ballot more than twice.
- ✓ Make sure that all the proceedings and incidents are recorded in the Minutes of Voting of the board (Comelec manual p.8).

During the Counting

- ✓ Check layout of the precinct (positioning of pollwatchers)
- ✓ It is not your task to tally on the board.
- ✓ See to it that the proper procedure for counting is followed

(Comelec manual pp.9-11 and 1992 PPCRV pollwatchers' manual p.22).



- ✓ **Make sure the ballots are read correctly and the election returns are filled up properly.**
- ✓ **Spoiled, Marked or Unofficial ballots must be placed in their proper envelopes, sealed and deposited in the spoiled ballots compartment (Comelec manual p.9 and 1992 PPCRV pollwatchers manual pp.20,21).**
- ✓ **The BEI must not make any alterations or amendments in the election returns after the announcement of the results in the polling place (Comelec manual pp.15,16).**
- ✓ **Do not forget to request for a “Certificate of Votes” from the BEI after the announcement of the results.**
- ✓ **The “Certificate of Votes” must be properly filled up, signed and thumbmarked by the BEI members (Comelec manual p.15).**
- ✓ **Do not leave the precinct until all election documents have been properly sealed and locked inside the ballot box.**
- ✓ **Make sure that the following documents are locked inside the ballot box (Comelec manual p.6):**
- ✓ **Envelope containing used officials ballots**
- ✓ **Envelope containing the first half of the torn unused officials ballots, including the twenty percent allowance**
- ✓ **Envelope containing excess/marked/spoiled ballots**
- ✓ **Envelope containing one copy of the election Voting and Counting of Votes**
- ✓ **Envelope containing one copy of the Minutes of Voting and Counting of Votes**
- ✓ **Tally sheet**
- ✓ **Stubs of used pads of official ballots**

After the Counting

- ✓ **Accompany the delivery of the ballot box to the City/Municipal treasurer right after the counting.**
- ✓ **Election documents left out that should be locked inside the ballot box must be delivered to the Comelec or to the election officer (Comelec Manual P.19).**
- ✓ **The ballot box must not be reopened until during canvassing or if there is a written consent from the Comelec.**
- ✓ **The election returns must be delivered by the BEI**

to each of the following:

- ✓ City/Municipal Board of Canvassers
- ✓ Comelec
- ✓ Provincial Board of Canvassers
- ✓ City/Municipal Treasurer
- ✓ City/Municipal Trial Court Judge

During the Canvassing

- ✓ It is important that you are there during the canvassing.
- ✓ Make sure that what is being read in the Election Returns is **correct and properly entered** in the Certificate of Canvass and in the Statement of Votes for each precinct.

Notes :

- ✓ As a duly accredited citizen's arms of the COMELEC, PPCRV is entitled to appoint a watcher in every polling place.
- ✓ Refer to the Comelec/PPCRV manuals if you need further clarifications. There would be copies of these manuals in every polling place.
- ✓ Do not hesitate to approach any BEI if you have any questions.
- ✓ Pray to the Holy Spirit for guidance.



Prepared by : Simbahang Lingkod ng Bayan
Loyola House of Studies
Ateneo de Manila University, Q.C.
Jennie de la Paz, Mitchie Pineda, Miren Amale
Mendezona , JV Rufino, Eric Velandria, SJ