

Date Printed: 04/23/2009

JTS Box Number: IFES_72
Tab Number: 49
Document Title: Let's Vote: Everything you should know
about the 1994 election
Document Date: 1994
Document Country: South Africa
Document Language: English
IFES ID: CE01796



* B E 4 0 F 3 1 8 - 5 9 B 2 - 4 0 8 B - A B 8 F - F 3 1 D 1 5 C 3 F 3 7 9 *

LET'S VOTE

Everything you should know about the 1994 election



Sponsored by Rand Merchant Bank
and
Momentum Life Assurance



**In support of Voter Education
and a peaceful transition to Democracy**




M O M E N T U M


LIFE



RAND MERCHANT BANK



LET'S VOTE



CREATIVE TEAM

Artists and writers: Jane Mqamelo, Shiona Webster, Kathy Abbott, Mbulelo Manyela

Programme Co-ordinator: Karin Chisholm

Editorial Consultant: Charles Erasmus (IDASA)

Editors: AJL Sinclair, JHC Olivier

The ESST wishes to express its appreciation to all teachers, advisors and community evaluators who gave so freely of their time to make this publication possible.

Produced by
THE EDUCATIONAL SUPPORT SERVICES TRUST
1 Roeland Terrace
Cape Town
8001

ISBN 874947 - 17 - 1

Tel: (021) 45 5525/6/7 Fax: (021) 461 4198

© COPYRIGHT The Educational Support Services Trust 1994

CONTENTS


Take a step in the right direction....



What is voting?.....1




Everybody can vote5



How to get your ID.....8

Your vote is a secret12

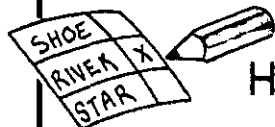


Find out what is going on.....16

Intimidation.....18



What is democracy?28



How to vote32



The voting centre34




The new government.....37

Questions and answers44



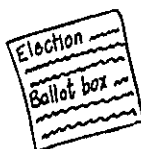
Yes and no game48



Voting crossword puzzle49



Dictionary pages50



Answer Page52



... let's all vote in the election!



WHAT IS THE ROLE OF THE EDUCATIONAL SUPPORT SERVICES TRUST (ESST)?




ESST artists and writers produce learning material.



The ESST publishes learning material for primary school children, matric students and adults.



Schools all over the country use ESST books to enliven their classrooms.



Good education begins at home.



Learning material for the whole family is distributed through the work place.

The ESST believes that true learning is enjoyable; that all children have a natural appetite for learning and a natural curiosity; that all human beings have the right to a good education; and that a society that nurtures its youth is a society with a future.

People are talking about 26, 27 and 28 April 1994

The Masela family




It is wonderful that South Africa is having an election in April!

The van der Merwe family



Yes, this is our time to leave the past behind and look forward to the future!

The Fortuin family




I'm excited about this election. This is the first step towards democracy.

The Dhlamini family



Yes! This is what we have been working for all these years!

The Motlane family



That's why we've got to vote. We have won the right to vote through much sacrifice and hard work.

The Pillay family




Let us vote! It is our right. It is the one thing we can **all** do. We are voting for the future of our children.


The story continues in the home of the Masela family . . .

WHAT IS VOTING?


It is a peaceful evening in the home of the Masela family.



The family is talking together.



AECI supports the democratic right to vote.





So I can vote!

Yes, you can. You are a South African and you are over 18!




Every South African who is 18 years old or older **should** vote!

Yes! This is our chance to **choose** the **government** we want!



Most of us in South Africa have never voted before.




Now, for the first time, we can make our voices heard by voting! Voting is a peaceful way to **choose** our **leaders**.





First National Bank of Southern Africa Limited - Registered Bank

First for you.




EVERYBODY CAN VOTE


The next day the Masela family go to visit their relatives in the village.




The next day, Mrs Masela goes to the river with the women to fetch water.




Hey, Mam Jwarha!
My husband says there will be
an election soon. Is it true you city
people will be **voting**?




Our chief says
this election is only
for the officials
in the offices.




Is it true
that this
election is
only for men?




Is it true this
election is for
the people who
want electricity?






No, ladies!
These things are
not true. This
election is for
EVERYBODY.



You do not
have to be
somebody
special to
vote



Everybody
can vote!

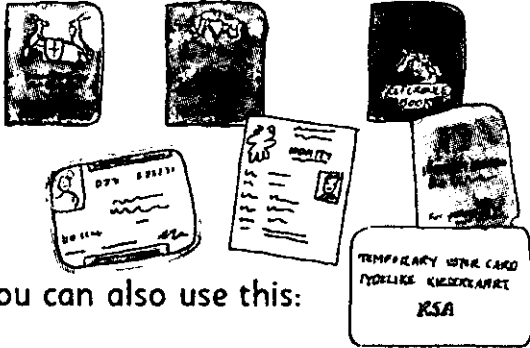


Turn the page to find out how to get your ID.

HOW TO GET YOUR ID

1

You cannot vote if you do not have some kind of ID. You can use these for ID:




2

If you do not have any ID, go to your nearest Department of Home Affairs or Magistrates Court. Bring something with you that will show who you are.




4



You will need two small photographs of yourself. At the Department of Home Affairs, there will be a photographer. He will take photographs of you. The photographs are free.


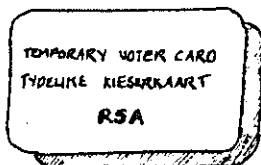
5

You will be asked to fill in a form. If you cannot write, the clerk will do it for you.



7

Now you will be given a **temporary voter card**. This is what it looks like:



8

You can use your temporary voter card to vote. Your ID will be sent to you in the post, but it takes about 6 weeks. There will not be time before the election to get your ID. That is why you get a temporary voter card.

WHO CAN VOTE?

Everyone who is a South African citizen and 18 years or older can vote. This includes people from Transkei, Bophutatswana, Venda and Ciskei. If you are from another country and married to a South African citizen, you can also vote. If you are the child of South African citizens, you can also vote.

3


You can bring one of these to show who you are:

- birth certificate
- clinic card from when you were a baby
- school report
- letter from one of these people:
 - a previous employer
 - the chief of the area where you were born
 - the owner of the farm where you were born
 - a family friend who knows your age and the place where you were born
- If you do not have any letter or certificate, bring somebody with you who can say who you are, how old you are and where you were born.



6

Now somebody will take your fingerprints. Everyone who wants an ID must have his or her fingerprints taken. It is for **everybody**.




Do not lose your voter card. Bring it with you when you vote.

If you have an ID, bring your ID with you when you go to vote.



10

When you go to vote, somebody will look at your ID or voter card to make sure you are a South African citizen and 18 years old or older.

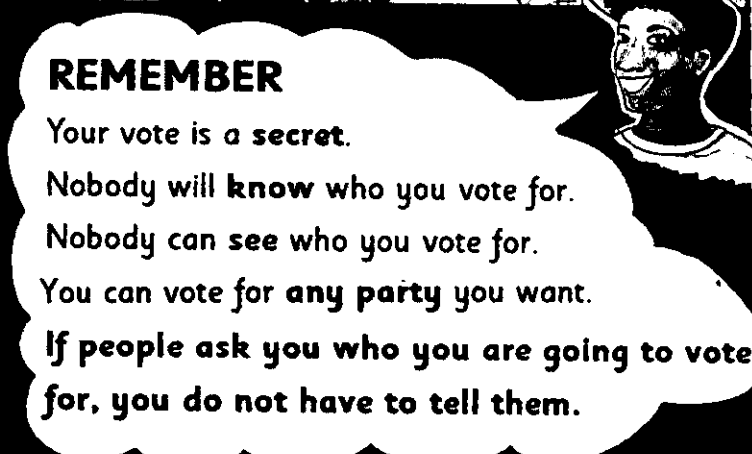







• Every South African who is **18 years old or older** can vote,
REMEMBER: • but you must have an **ID** or a **temporary voter card**.
 • Go to the Home Affairs Office and **get your ID soon!**



First for you.



YOUR VOTE IS A SECRET

Hmmm... a meeting tonight. I think I'll go.

MEATY MEAT BUTCHER

Zoot's clothing

STAR PARTY
★
Meeting tonight

Hey, Babe! I hope you're going to vote for the Tree Party!

Oh, yes! I will vote for the Tree Party! I think they are the best!

Ha, ha! I'm really going to vote for the Star Party. If I tell those guys, they might not like it. But they will never find out who I vote for!

NOBODY WILL KNOW WHO YOU VOTE FOR




VOTING BOOTH



9

BALLOT PAPER


BALLOT BOX



- Nobody can see which party you are voting for.
- After you have voted, you fold your ballot paper and put it in the ballot box.
- Nobody will know which paper is yours. Your name is not on the paper.

That evening Hlati and Thabo walk home from work together.







FIND OUT WHAT IS GOING ON




- We live in South Africa. It is our country.
- We can help decide the future of our country, if we vote.
- Find out what is going on.
- You need to find out all about the different parties.
- We will be voting for a new government soon.
- We must choose the government that will serve us best!

There are many ways to find out what is going on. You can find out if you want to! These are some of the things you can do!




Sponsored by  Safmarine





INTIMIDATION


Back at the Masela home the neighbours, Lungi and Gloria Mokwena, are visiting.



Growing trees for generations.





At the meeting.




First National Bank



First National Bank of Southern Africa Limited - Registered Bank



First for you.





Take a step in the right direction with the SHOE PARTY





Listen people, we are not saying bad things about your party. We are only talking.

Ja, talking nonsense!



Your party says it believes in democracy.

In a democracy people are free to talk about anything.

Yes!



In a democracy people are free to vote for anyone they want!

Yes!



In a democracy the people have a right to know what the leaders are doing!

Yes! Listen to my son.



That is why we asked questions!

We are going to vote on April 26, 27 and 28.

APRIL
26

APRIL
27


APRIL
28

PLEASE NOTE!


April 26 is only for special votes, for people in hospitals and old age homes.




And we want to know **what** we are voting for!



In a democracy people can **disagree**. I do not have to believe in the same things that you believe in!







But we are trying to build a **new** South Africa, man!
You have to **agree** with us! Our party is the only party
that will build a new South Africa!




We also want to
build a new
South Africa!
But we want a
DEMOCRATIC
South Africa!




In a democratic South
Africa all people are free
to believe in different
things!




You think the Shoe Party
is the best! But I think it
makes some mistakes.

A black and white illustration of three men. The man in the center is wearing a light-colored polo shirt. The man on the left has curly hair and is wearing a dark shirt. The man on the right is wearing a suit and tie. They are all smiling and looking towards the center.


We cannot settle our differences by fighting.

A black and white illustration of the same three men from the previous panel. They are all smiling and looking towards the center.


That is why we VOTE!

A black and white illustration of two men. The man on the left is wearing a cap and a light-colored polo shirt. The man on the right is wearing a dark shirt with a white collar. They are both smiling and looking at each other.


Voting is fair. When we have finished voting...

A black and white illustration of a group of people standing in a line. There are men and women of various ages. One man in the center is wearing a suit and tie. They are all looking towards the center.

... we will know which is the party **most** of the people want.

A black and white illustration of a man wearing a cap and a light-colored polo shirt. He is smiling and looking towards the right.

It might not be the party that **everybody** wants.


A black and white illustration of the same man in the cap and polo shirt. He is smiling and looking towards the right.

But if **most** people want it, we must **accept** it! That is democracy!

WHAT IS DEMOCRACY?

1

Democracy means that the people **take part in** decisions about the country. The way we take part is to **vote**. We vote for the political party that we think will make the right decisions.






2

In a democracy, people are free to believe in different things. People are free to vote for anyone they want. We vote in an **election**.



3

If we like what the government does for us, we can vote for it again at the next election. If we don't like what it is doing, we can vote for a different political party at the next election.



4

RESPECT

Democracy is based on respect for people. It gives people certain freedoms.

These freedoms are called **rights**.





Freedom to hold meetings

8

CHOICE

In a democracy there is freedom of choice. In our country there are many political parties. In some countries, when a party comes into power it bans other parties. This is not democracy. In a democracy, the people must be able to **choose** the party they want.



7

EQUALITY


In a democracy it does not matter if you are a man or a woman, young or old, rich or poor, black or white - we are all **equal**. We all have the same rights. We cannot look down on one another.



6

RESPONSIBILITY

When people have rights, they also have **responsibilities**. The people are responsible for protecting democracy. They must live according to its rules and laws. If we do not live by the rules of democracy, it will not work. One of the rules of democracy is **EQUALITY**.



5

RIGHTS

People have the **right** to:

- speak freely
- worship freely
- vote (without intimidation)
- form trade unions and civic organisations
- have meetings about anything
- say what they don't like about the government
- live wherever they can afford to



First for you.

First National Bank of Southern Africa Limited - Registered Bank

The story continues...

I'm glad those guys are serious about democracy!

And I'm glad they decided not to fight with us!



DEMOCRACY means:

- The leaders serve the people.
- The people have a right to ask questions.
- All the people are equal before the law.







The next day Mrs Masela is helping her friend, Mary Soloman, with her new baby.

Hey, little baby!
You know, Mary, your baby is lucky. She will never have to live under apartheid!

But will things really change?



Things will only change if we make them change.



HOW TO VOTE

A step by step guide

STEP 1

Get your ID or voter card now!

Find out how to get your ID on page 8.

If you don't have your ID by election day, get a voter card. You can get a voter card from a Home Affairs office near you.




A few weeks before election day, the newspapers and radio will tell you where to go to vote. There will be many places to vote. These places are called **VOTING CENTRES**.

STEP 2

ON ELECTION DAY

Go to the voting centre. Take your ID or voter card with you. Do not wear clothing with the name of the party you support on it. It may be against the rules. **VOTE HERE**



- **Monitors with bibs** will be there to make sure that you can vote fairly and peacefully.

STEP 5

Someone will dip your hand into a tray of clear liquid. The liquid will make a mark, but you can only see the mark under a special light.

The marking liquid is clean and harmless.



STEP 6

You will be given a **ballot paper**. This is what the ballot paper may look like:

Name of party	Symbol	Abbreviation	Photo of leader	Put your cross here
Labour	🐟	LAB		
Lib Dem	🐟	LIB		
Green	🐟	GRN		
UKIP	🐟	UKIP		

Look for the name of **YOUR** party!

People who are blind, very old or disabled, or people who cannot read and write, can bring somebody with them to help them vote.


STEP 4

Someone will hold your hand under a special light. This will show if you have already voted. This is to stop people from coming to vote more than once.



STEP 3

Wait in the line. Someone will ask to see your ID or your voter card. They want to make sure that you are a South African and that you are 18 years or older.



- People from all the parties will be there to help the voters.
- After everyone has voted, officials from the **Independent Electoral Commission** will count the votes. It will not be possible to be dishonest because people from all the parties will check the papers, and the observers will watch them.

STEP 7

Someone will take you to the first voting booth. This is where you will vote for the new government. There is a pencil in the booth. Put a cross next to the party you want to vote for. Do not put any other mark on the paper. If you do, your vote will not count. Do not write your name on the ballot paper.


www www	22	⊗
www www	44	⊗
www www	11	⊗ X
www www	33	⊗
www www	55	⊗
www www	77	⊗

This is the right mark.



STEP 8

Fold your paper. Someone will take you to a big box with a hole in it. Put your ballot paper in the box.




No-one can see you vote.

START HERE


END HERE

THE VOTING CENTRE

This is where we vote. There will be about 9 000 voting centres all over the country. The newspapers and radio will tell you where the voting stations are.



These people have voted. They are now leaving.



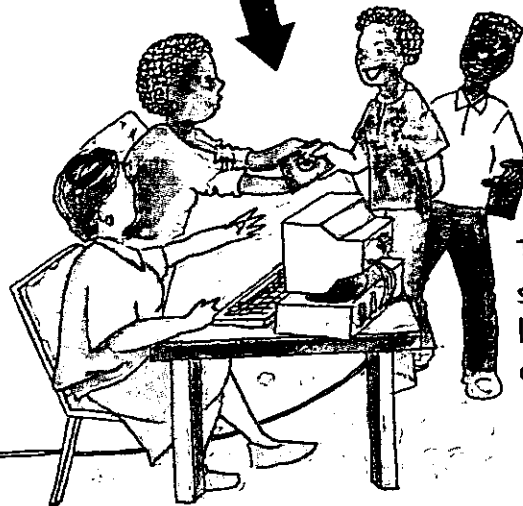
9

This woman puts her regional ballot paper in the ballot box.



8

These people are voting for the government of their region.




1

This man shows his ID to the officials.




These people are monitors. They make sure everything is quiet and orderly.



2

This voter is putting her hands under the special light. If a voter has already voted, a white mark will show on his/her hands.



3

This woman is dipping her hands in a tray of clear liquid. This liquid is harmless.



4

These voters are getting their first ballot papers.



5

These people are voting for the national government. (The government of the whole country.)

6

This woman puts her national ballot paper in the ballot box.

7

This woman gives a second ballot paper to the voter.

These people are helpers. They are called "officials". Anybody who has a problem can ask them for help.

Note: You cannot see the white mark on your hands! You can only see it under the special light. After a few days it will wash off.



First for you.

The story goes on...

Oh! I did not know it was so **easy** to vote!

But what will happen if people want to force me to vote for **their** party?




Your vote is secret. Nobody will know who you are going to vote for. On election day, there will be special people called **MONITORS**.




The monitors are not members of the government or police. They do not take sides. **The monitors will make sure that nobody threatens or hurts you.** Monitors will wear bibs.




Oh! But what about my cousin? He can't read or write. How will he vote?



There is no problem if your cousin can't read and write. He can ask an official at the voting station to help him. Or he can bring a good friend to help him vote.




An official is a helper who is there to help all the voters.



Thank you, Nomsa!
You have made me see how
important it is to vote.




I will definitely vote on
27 April!

- 
- REMEMBER:**
- You can vote on the 26, 27, or 28th April 1994.
 - The 26th of April is for special votes only.
 - Make sure you get to the voting centre in time to vote.



THE NEW GOVERNMENT

That evening the Masela family is talking together.



Oh! I am so excited!
South Africa will be
like a new country
after the election.

No, Lindi. We must not expect
everything to change immediately. We are
still building a **new country**. It is like building
a house. It takes time.





I didn't know that the new government would have many political parties in it.

Yes, it will! The political party that gets the most votes will have the most members in the new government. But they will not govern alone!



There will be members of all the political parties that get a minimum of 5% of the total vote in the transitional government.





The transitional government will write new laws for South Africa.



That's right, and did you know that after 5 years there will be another election?



In the second election, the political party that gets the most votes will govern the country on its own.





What kind of groups, Ma?



We can form women's groups, civic groups, sports groups, trade unions, church groups and many other kinds of groups.




When groups speak to the government, the government listens!



You are right, Ma. After the elections, we must not just sit and wait for things to change.



Things will only change in South Africa if we make them change!



It is up to us, the youth and adults together, to bring change to this country. South Africa is still a young country. We have many things to help us build a peaceful, democratic future. The most important thing we have is us - the people!



Now remember, South Africa is having its first democratic election on 26, 27 and 28th April 1994. An election is the time when all people who are 18 years old or older come together to choose the new government by voting. In the past, only white South Africans could vote. This time **everyone** can vote. The **27th** April will be a public holiday. This will make it easier for you to vote.

If the dates of the election change, you will hear the new dates on the radio, on TV and they will be in all the newspapers.



Did you know there is going to be an election in April?



Yes! April 26, 27 and 28. For the first time, all South Africans who are 18 or over can vote!



That's exciting! You mean **we** will choose the government we want?



Yes! That is what voting is all about. This is our chance to make our voices heard.



So, have you got your ID or a temporary voter card?



I have! I'm all ready for this election.



Mondi Paper supports the Voter Education Project.

TWO IMPORTANT FACTS THAT YOU MUST KNOW!



1. South Africa's first General Election will be held on 26, 27 and 28 April 1994.

26 April is for **special votes**.


Special votes are for the **hospitals**, for people in **old age homes**, the **army** and **police force**. You may only vote on that day if you fall into one of these groups.

27 and 28 April are for every other South African who is 18 years old or older.

27 April will be a **public holiday**. This will make it easy for you to vote!

2. When we vote, we will be voting for the new government of South Africa. At the same time we will also be voting for **regional** governments. It is possible to have one party in charge of the country and different parties in charge of regional governments.

That is why we will be given **two ballot papers** when we vote. Do not let this confuse you.



One ballot paper will be for you to vote for the government of the whole country - the **national** government. On the other ballot paper you will vote for the **regional** government of your choice. **At the top of each paper it will say if the paper is for national government or regional government.**

If you want Party A to govern the **country**, put a cross next to that party on the ballot paper for **national government**. If you want Party B to govern your **local area**, put a cross next to that party on the ballot paper for **regional government**. You may vote for the same party on both ballot papers. **But remember to put only one cross on each paper - nothing else!**

QUESTIONS AND ANSWERS




What is voting?

- To **vote** is to **choose** the political party that you want to lead the country.
- Each of us must find out what the different parties promise to do for us. We must choose the one which we can trust with our future.
- Perhaps you have heard that in a democracy the people govern the country. But we cannot **all** govern, so we choose people who will govern the country well.
- We choose the people by voting.



Who can vote?

- All South African men and women who are 18 years old or older can vote if they have an ID or a temporary voter card.
- If you turn 18 on one of the election days, you can vote. If you turn 18 after 28 April 1994, you cannot vote in this election.



CROWN CORK SUPPORTS FREE AND FAIR ELECTIONS



Why should we vote?

- We can make a difference to the future of our country by voting.
- In the past the majority of South Africans were not allowed to vote.
- Because we had apartheid in the past, we have many problems in South Africa:

60 % of the people cannot read or write.

Many people have a poor education.

7 million people live in squatter camps.



50% of the people are unemployed.

- People have struggled for many years to end apartheid. Now we all have the opportunity to change the way things are done in this country. Voting is our first step in building a truly new South Africa. From now on we can build one big, new nation and live together in peace.



Where do we vote?

- There will be thousands of places where you can vote. These places are called VOTING CENTRES. Schools, churches, community halls and other public buildings will be used as voting centres.
- A few weeks before the election days, the radio and newspapers will tell us where the nearest voting centres are.



olivetti supports a free and fair election



What must I take when I go to vote?

- You must take your ID or your temporary voter card.
- **ID** means **identification**. It is a special book or piece of paper which shows your name, your photograph and a number called your ID Number. To find out how to get your ID, look on page 8.
- It is very important to get your temporary voter card if you **don't** have ID. Get it before the election.

ARE YOU READY TO VOTE?

Answer these questions and find out!

Put a cross (X) in the right box.

- | | | | | |
|------------------------------------------------------------------------------------|-----|--------------------------|----|--------------------------|
| 1. Do you know when the election is? | yes | <input type="checkbox"/> | no | <input type="checkbox"/> |
| 2. Do you have your own ID? | yes | <input type="checkbox"/> | no | <input type="checkbox"/> |
| 3. Do you know which party you support? | yes | <input type="checkbox"/> | no | <input type="checkbox"/> |
| 4. Do you know why you support that party? | yes | <input type="checkbox"/> | no | <input type="checkbox"/> |
| 5. Do you know that you will vote for a national and a regional government? | yes | <input type="checkbox"/> | no | <input type="checkbox"/> |
| 6. Do you know how old you must be to vote? | yes | <input type="checkbox"/> | no | <input type="checkbox"/> |

If you have answered "no" to any of these questions, make sure you find out everything you need to know before the Election!



REMEMBER

The 27 April is a public holiday.
This will make it easier for you to vote.



Nedbank supports peace in South Africa.

YES AND NO GAME





How much do you know about voting? Play this game and find out! Read the questions below. If the answer is "yes", put a cross in the square next to the word "yes". If the answer is "no", put a cross in the square next to the word "no".

1. Can all South Africans over the age of 16 vote? YES NO
2. Should I vote for the political party that I think is best? YES NO
3. Will I vote for a **national and a regional government** in this election? YES NO
4. Can men **and** women vote? YES NO
5. Can my boss fire me if I don't vote for the party he tells me to vote for? YES NO
6. Will my vote be a secret? YES NO
7. Will the political party that wins the election govern South Africa on its own? YES NO
8. Can people who cannot read or write vote? YES NO
9. Will representatives from all the political parties be present at the counting of the votes? YES NO
10. Is a voting centre the place where you go to vote? YES NO
11. Will the party which wins this election govern South Africa forever? YES NO
12. Should I vote for the party at the top of the ballot paper? YES NO
13. Will the **transitional government** have members of all the political parties in it? YES NO
14. In a democratic country do people have the right to speak freely? YES NO
15. Is South Africa's first democratic election on the 26, 27 and 28th April? YES NO

How did you do? Check your answers on page 52.

VOTING CROSSWORD PUZZLE

Use the words in the word box below to help you.



Across

1. We are tired of violence. We want
6. You don't have to tell anyone who you are going to vote for. Your vote is a
7. You must forget to take your ID or your voter card when you go to vote.
8. Your ballot paper will go into a ballot with all the other ballot papers
10. The piece of paper we vote on is called a paper.
11. Find out what each political promises to do.
13. Decide which political party's..... you agree with.
14. When you go to vote, nobody will be able to who you vote for.
15. All men and over the age of 18 can vote.

Down

1. An official will give you a special piece of to vote on.
2. An is a peaceful way of choosing a new government.
3. You must make a on your ballot paper next to the name of the party you want to vote for.
4. is a government of the people, by the people and for the people.
5. A new is a set of laws to govern our country.
9. We must vote wisely so that we can build a better for ourselves and our children.
10. Do not people who say they will know who you voted for.
12. We are all going to in the April Election.

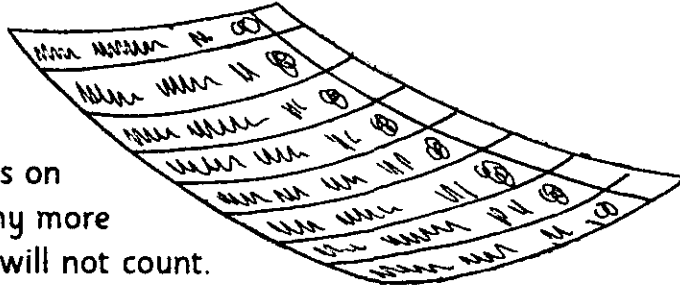
box election cross secret see future paper
 party believe peace democracy policy not
 constitution vote ballot women

DICTIONARY PAGES

Ballot paper


The piece of paper that voters are given to vote on.

Remember: Put only **one** cross on your ballot paper. If you put any more marks on the paper, your vote will not count.




Ballot box

A ballot box is the box into which all the voters will put their ballot papers after they have voted.



Constitution

The constitution is the basic law of a country that protects the interests of all its people.




Democracy

Democracy is a way of running a country that allows everybody who is 18 years or older to have a say in the government by voting.



Election

When we vote for a new government it is called an **election**.



Intimidation

When people try to force you to do something that you do not want to do, it is called **intimidation**. Sometimes people use violence to frighten and intimidate other people.



Policies

The policies of a political party are the ideas and plans it has for running the country. For example, the policies of a political party might be to improve housing and education, and to create jobs.



Political party

This is a group of people who want to rule the country. There are many political parties in South Africa. Each party has a different name, for example:

ANC (African National Congress)

NP (National Party)


IFP (Inkatha Freedom Party)

Each party has its own ideas about how it wants to rule the country. You do not have to be a member of a political party to vote for it. You can vote for any party you want.



Vote

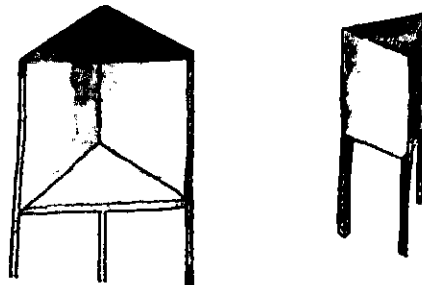
To vote is to **choose**. When we vote in an election we choose a political party that we think will rule the country fairly. It is important to vote. Do not let anyone tell you who to vote for. It is **your** choice.



Voting booth


This is the place where you go with your ballot paper to make your cross (vote).

No-one will be able to see who you vote for.



Voting centre


This is the place where you will go to vote. There will be many voting centres on election day. Find out which one is closest to you.



ANSWERS TO THE YES AND NO GAME


1. **No** All South Africans over the age of **18** can vote.
2. **Yes** You must vote for the political party that **you** think is best.
3. **Yes** You will vote for a national and a regional government in this election.
4. **Yes** Men **and** women can vote.
5. **No** You can vote for any political party you want to. Your vote is a secret so nobody will know who you have voted for.
6. **Yes** Your vote will be a secret.
7. **No** The political party that gets the most votes will have the most members in the new government. But there will also be members from the other political parties in the government.
8. **Yes** People who cannot read and write **can** vote.
9. **Yes** Representatives from **all** the political parties will be present.
10. **Yes** The voting centre is the building where you go to vote.
11. **No** The political party that wins this election will govern South Africa for 5 years. Then we will have another election where we can all vote again. We can vote to keep the same government in power, or we can vote for a different political party.
12. **No** On your ballot paper you must look for the name of the political party you have chosen to vote for. Put a cross next to that name.
13. **Yes** If they get 5% or more of the total vote.
14. **Yes** People have the right to speak freely in a democratic country.
15. **Yes** South Africa's first democratic election is on the 26, 27 and 28 April.

Answers to the Voting Crossword Puzzle



JOIN THEM UP!

Can you join the pictures to the correct words? The first one has been done for you!



voting booth
ballot paper
observer

ID book
voters
voting centre

Home Affairs Offices

Here are the addresses of the main Home Affairs offices. They will tell you where you can get your temporary voter card.

Western Cape Regional Office

Faircape Building
56 Barrack Street
Cape Town
8001

Tel: (021) 462 4970

Eastern Cape Regional Office

Masterbond Trust Building
184 - 186 Main Road
Port Elizabeth
6001

Tel: (041) 556 880

Northern Cape Regional Office

New Public Offices
Knight Street
Kimberley
8301

Tel: (0531) 811 450

Witwatersrand Regional Office

New Government Building
corner of Harrison and Plein Street
Johannesburg
2001

Tel: (011) 836 3228

Northern Transvaal Regional Office

Progress House
2B Bester Street
Nelspruit
1200

Tel: (01311) 5313

Central Transvaal Regional Office

1st Floor Sentrakor Building
Pretorius Street
Pretoria
0002

Tel: (012) 324 1860

Natal Regional Office

814 Oswald Pirow Building
202 Smith Street
Durban
4001

Tel: (031) 306 2740

Orange Free State Regional Office

Masterbond Trust Building
108 Maitland Street
Bloemfontein
9301

Tel: (051) 483 091

Independent Electoral Commission (IEC)

Toll free number for any voting questions

0800 1139 37

PEACE IN OUR LAND



What can I do to make South Africa's first democratic election a success?

- You can **vote**. You can help to decide the future of South Africa.
- You can tell other people that it is important to vote.
- Many people are scared to vote. They are afraid of violence and intimidation. You can tell them that their vote will be a secret. **Nobody** will be able to find out who they have voted for.
- You can **help** other people. You can tell them what you know about the election. You can lend them your copy of Let's Vote.
- In a democracy it is **everyone's right** to say what they think. We must **respect** other people's right to speak even if we don't agree with what they are saying. We can help build peace in our land if we allow other people the freedom to believe and say what they want to.
- We all want peace in South Africa. It is our **responsibility** to be helpful, to encourage goodwill and to discourage talk of violence.



Voters are asking:

Q: *"How much time should we get off from work to vote?"*

A: **27 April 1994 is a national public holiday.** Everybody gets that day off - you do not have to go to work. Voting centres will be open from 07h00 to 19h00 on 27 and 28 April.

Q: *"How long will it take before the result of the election is known?"*

A: The result of the election will be known as soon as all the votes have been counted. This will probably be on 29 April 1994.

Q: *"What is the difference between a South African citizen and a permanent resident?"*

A: A **South African citizen** is a person who was born in South Africa, or whose parents were born in South Africa, or who is married to a South African citizen. A **permanent resident** is a person who has been living in South Africa for 5 years or more.

Q: *"I am a South African citizen, but I will not be in South Africa during the election. Can I still vote?"*

A: South African citizens or permanent residents who are not in South Africa during the election **can still vote**. Take your ID or passport to the nearest **South African embassy on 26 April 1994**.

Q: *"I live in Walvis Bay which is now part of Namibia. Can I still Vote?"*

A: If you are a South African citizen or a permanent resident and you are in Namibia at the time of the election, **you may vote**. You can vote at the South African embassy in Walvis Bay or Windhoek on **26 April 1994**. Remember to take your ID or passport with you.

Q: *"I came to South Africa 2 years ago. I married a South African citizen last year. May I vote?"*

A: Yes. If you are not a South African citizen but are married to a South African citizen, you may vote.

If you have more questions about the election you can phone the Independent Electoral Commission (IEC) at: **0800 1139 37**



ATTENTION MATRICS!

MAKE SURE YOU'RE A WINNER!

The Educational Support Services Trust (ESST) has a range of Study Tutorials especially for you.

These study tutorials

- are written in easy-to-understand English
- are full of illustrations to help you understand the text
- contain model questions and answers
- are ideal for using alone at home or in study groups with your friends
- can also be used by you and your teacher in class



If you would like to order the ESST Matric Study Tutorials, please fill in the coupon below and send it together with a cheque or postal order made out to the Educational Support Services Trust to: ESST, 1 Roeland Terrace, Cape Town, 8001.

<input type="checkbox"/>	Mathematics	R24,00	<input type="checkbox"/>	Julius Caesar	R12,00
<input type="checkbox"/>	Physical Science	R22,00	<input type="checkbox"/>	The Wind At Dawn	R12,00
<input type="checkbox"/>	Geography	R16,00	<input type="checkbox"/>	Focus	R12,00
<input type="checkbox"/>	Business Economics	R18,00	<input type="checkbox"/>	Maru	R10,00
<input type="checkbox"/>	Accounting	R16,00	<input type="checkbox"/>	Skakering	R10,00
<input type="checkbox"/>	Biology	R20,00	<input type="checkbox"/>	Kinders Van Die Aarde	R10,00
<input type="checkbox"/>	Biblical Studies	R16,00		Total	_____

Please tick in the block/s next to the subjects/s you would like to order.

Name

Address

.....code

Name of school

BOBSAVE.



It's a Three Dimension Saving Invention.


Stay ahead of the rest, because BOBSAVE's the best, it's our three dimension saving invention.

Get your own three dimension saving invention, with BOBSAVE and see how easy saving can be.

Deposit your savings at over 500 BOB machines anytime day or night and watch your money grow.

For total convenience, there are over 4 000 SASWITCH Automatic Teller Machines throughout South Africa, making it so easy to withdraw cash when needed.

For more information on how to open a BOBSAVE account, please contact your nearest First National Bank branch or call our Service Careline toll-free on 0800-111-722.



First for savings. First for you.



ELECTION WORDSQUARE

Can you find the 27 words hidden in this wordsquare? The words are at the bottom of the page. They are all about voting in the election.

F	A	I	R	I	Z	Q	A	P	R	I	L	C	Q	P	C
U	B	C	S	D	E	M	O	C	R	A	C	Y	G	A	O
T	G	Q	F	E	I	G	H	T	E	E	N	C	F	R	N
U	X	G	B	N	Y	O	N	C	E	F	B	X	Y	T	S
R	H	V	O	T	E	V	X	N	B	G	C	F	J	Y	T
E	C	L	G	I	X	E	L	E	C	T	I	O	N	X	I
Q	C	E	B	F	J	R	H	W	B	B	A	L	L	O	T
B	R	A	C	I	B	N	R	I	G	H	T	Y	J	Z	U
Y	O	D	G	C	X	M	C	Y	F	G	J	G	B	C	T
F	S	E	H	A	P	E	A	C	E	F	U	L	E	S	I
J	S	R	Y	T	Q	N	C	H	B	X	G	Q	L	V	O
X	Q	S	P	I	N	T	I	M	I	D	A	T	I	O	N
F	G	C	H	O	O	S	E	B	F	Z	H	B	E	J	V
W	O	M	E	N	G	C	X	F	Y	S	X	Z	V	S	O
E	V	E	R	Y	O	N	E	B	S	E	C	R	E	T	L
O	F	F	I	C	I	A	L	S	Z	E	V	H	X	P	D

constitution	party	intimidation	old
secret	vote	women	choose
believe	democracy	everyone	new
cross	see	eighteen	fair
future	ballot	April	right
election	officials	government	once
peaceful	identification	leaders	