

Date Printed: 06/16/2009


---

JTS Box Number: IFES\_79  
Tab Number: 37  
Document Title: Voting  
Document Date: 1994  
Document Country: Uganda  
Document Language: English  
IFES ID: CE01955



\* 9 0 2 1 B 6 F 0 - 2 1 C D - 4 D F F - 8 1 0 D - 7 9 B D 4 8 7 F 9 E 1 6 \*

CONSTITUENT ASSEMBLY  
ELECTIONS 1994



# VOTING

TO VOTE IS TO CHOOSE  
YOUR CHOICE IS SECRET

POLLING DAY IS MARCH 28th, 1994

VOTING STARTS FROM 7 A.M. AND  
ENDS AT 5 P.M.

ONLY UGANDAN CITIZENS  
WHO ARE QUALIFIED TO VOTE  
AND HAVE REGISTERED CAN VOTE  
VOTERS CAN ONLY VOTE ONCE  
•WITH A TICK (√) OR A THUMB-PRINT



# HELPING YOU TO CHOOSE

## Candidates' Campaigns and Candidates Meetings

The candidates for the Constituent Assembly are now going round the Electoral Area to speak to voters directly. The candidates are not allowed to hold rallies but they can speak to as many people face to face as they want. The Candidates are also able to meet the public at Candidates' Meetings in each Parish.

The Returning Officer (District Executive Secretary) has organised a programme of Candidates meetings where all Candidates of your Electoral area have an equal opportunity to present themselves and their ideas about the Constitution to voters in each Parish. The candidates are required to answer questions from the voters. They are also required to refrain from attacking each other. Candidates may not stand for the Constituent Assembly as members of parties. They should stand on their own merit. Law and order must be kept at all Candidates Meetings.

Now is your chance to assess the candidates. Attend the Candidates Meetings in your Electoral area, and listen to the candidates when they come round your parish to talk to you face to face.

Choose the candidate who best represents you and your ideas about the future constitution of Uganda, and can do the best job for you in the CA.

Make sure you know his/her name and can recognise his/her picture. You will need to recognise that picture on the ballot paper at voting time.

# HOW TO VOTE

1. On election day carry your own Certificate of Registration and go in person early to the polling station where you have your name on the Register.




2. Start or join the queue and wait for your turn to vote.

Avoid struggling in the queue. Good manners dictate that some people can break the queue if they are infirm, very old, in need of assistance because of children, etc.



3. Go to table 1. There you will show your Certificate of Registration. The Election Officer will check your number and name in the Register and examine your fingers to ensure that you have not voted before.



4. If everything is in order, you will be given a ballot paper and your Certificate of Registration will be returned. Carry the ballot to table 2. Look carefully for the picture of the candidate of your choice and mark a tick (✓) or place your thumbprint (☺) in the box beside that picture.




5. Fold your ballot paper

**How to fold the Ballot Paper**  
(This is important for people who mark the Ballot paper by thumb-print).

i. To fold the ballot paper, first bring the two long edges together (i.e. the left and right edges together) and crease the fold.

ii. Then bring the top and bottom edges together and crease the fold.



6. Walk to table 3, where one ballot box sits. Put the folded ballot paper into the box through the slit in the top. Be sure you do NOT put your Certificate of Registration in the box. Only ballots go into the box.



7. Walk to table 4, and an Election Officer will help you dip the small finger of your left hand into the indelible ink. This is to show that you have voted.

Voting is a serious responsibility. Anyone who tries to vote twice, or impersonate someone else, or hold forged Certificates or ballot papers, commits an offence and is liable to be arrested and charged.

**Voting is in the open but your vote is secret.** The choice you make is your own and should not be known by anyone.

If you need someone to help you vote, you should bring a member of your family or someone known and trusted. If you have no one to help you then the Election Officers can help. They are sworn to secrecy.

## HOW TO MARK THE BALLOT PAPER

SAMPLE 1

SAMPLE 2


BALLOT PAPER	
Mr. A. B. C.	<input type="checkbox"/>
Mr. D. E. F.	<input type="checkbox"/>
Mr. G. H. I.	<input checked="" type="checkbox"/>
Mr. J. K. L.	<input type="checkbox"/>
Mr. M. N. O.	<input type="checkbox"/>
Mr. P. Q. R.	<input type="checkbox"/>

**DON'T PUT ANY OTHER MARK ON THE BALLOT PAPER. NOTE THAT X IS NO LONGER A VOTING MARK, SO NEVER USE IT.**

# COUNTING OF VOTES

After the Presiding Officer has closed the poll, votes at each polling station shall be counted at that station in the presence of the candidates' agents and counting agents.


1. The Presiding Officer will unseal the box at the close of the poll and empty the contents carefully.



2. The ballots will then be sorted into piles for each candidate and rejected ballots will be set aside.



3. The Presiding Officer will reject ballot papers that do not have any marks; that are marked so badly that the intention of the voter is unclear; or are marked correctly but more than once. The number of ballots in the box will be checked against the number of ballots issued to voters and when everyone is satisfied that the numbers tally, counting will begin. No uncounted votes may stay overnight. The Commission will provide laterns for vote counting if necessary.



The Presiding Officer shall announce the results of the polling to everyone present. The Presiding Officer shall enter the number of votes received by each candidate at the polling station against his/her name on the Form DR

Declaration of Result) and the form will be completed in triplicate and signed by the Presiding Officer in the presence of candidates' agents and the counting agents. One copy will be put in the ballot box and the original and one other copy will be delivered to the Returning Officer by the Presiding Officer. The ballots and all materials are sealed and transported to a central place for safe keeping.

## WHO IS IN CHARGE?

The authorities in charge of the Elections to the Constituent Assembly are the Commissioner, his Deputies, the Returning Officers, and the officials designated by them who will be wearing official election officers badges.



Published by: Constituent Assembly Commission and Printed by  
UPPC, Entebbe.