



Date Printed: 06/16/2009

JTS Box Number: IFES_80
Tab Number: 51
Document Title: Vote 3-6 Speak Out
Document Date: nd
Document Country: United States --
Illinois
Document Language: English
IFES ID: CE02194



* A F 0 4 A 5 A E - C D 9 2 - 4 B 6 C - A 7 E 9 - 8 B 0 7 4 1 7 9 0 E 8 F *



**The State Board of Education and the State Board of Elections want to
acknowledge the assistance provided by the following teachers:**

**Sandra Bauer, Owen Marsh School
Nancy Flood, McClernand School
Suzanne Preckwinkle, Dubois School
Salli Wand, Butler School**

PREFACE

“What do you mean the people don’t elect the President of the United States?”

“All the candidates are alike, so I don’t vote.”

“How do you know whom to vote for?”

“Why do I have to register before I can vote?”

“You can’t tell me that those judges at the polls can’t tell how you voted.”

We have all heard these questions and comments. The only way to respond is through education.

The purpose of this election-education program is to help develop an informed electorate and to instill an appreciation of the importance of the right to vote in future voters. It provides a framework for discussions of our electoral process and gives boys and girls an opportunity to face the responsibilities and challenges associated with adulthood.

This election packet consists of the following materials:

TEACHER’S BACKGROUND INFORMATION—an explanation of the electoral process in Illinois to help provide answers to the many questions stimulated by the election activity.

ELECTION PROCEDURES—a step-by-step guide to conducting an election for young people based on the actual procedures required by Illinois election law.

RELATED ACTIVITIES—appropriate activities to help the boys and girls expand their understanding of the total electoral process in order to bring a better informed voter to the voting booth in the future.

APPENDIX—materials simulating actual forms necessary for conducting an election. These materials are suitable for duplication.

This election-education program has been developed to correspond to the Social Science State Goals for Learning for grades three through six. The extent to which the program helps in meeting these goals depends upon the discussions and activities developed by the teacher.

To make the election a realistic activity and to allow for maximum exposure to related resource materials—newspapers, radio, television, and so on, the election activity should be conducted on the day of the actual election.

We sincerely hope that you find these election-related materials informative and useful. To assist us with future programs, we would appreciate receiving your comments and recommendations on the evaluation form included.

ILLINOIS STATE BOARD OF ELECTIONS

ILLINOIS STATE BOARD OF EDUCATION

EVALUATION FORM

Principal's or
Teacher's Name: _____

Number of Students
Participating _____

School Address: _____

Grade Levels of
Students _____

To help us evaluate this program, please answer the following:

	Yes	No
Were the concepts teachable?	_____	_____
Were the materials organized in a helpful manner?	_____	_____
Did you use the appendix materials?	_____	_____
Did you include registration as part of the election activities?	_____	_____
Would you conduct a mock election again?	_____	_____
Did you use a ballot supplied by the Board of Elections?	_____	_____
Would you use these procedures and materials in conducting elections for school officers?	_____	_____

Comments or suggestions: _____

Return to:

STATE BOARD OF ELECTIONS
1020 South Spring
P.O. Box 4187
Springfield, Illinois 62708
Attention: Don Schultz



TABLE OF CONTENTS

	PAGE
TEACHER'S BACKGROUND INFORMATION	
The Right and Responsibility to Vote.....	1
Elections in Illinois	1
Schedule of Elections.....	2
Conduct of the Election.....	3
Precincts	3
Voter Qualifications	4
Registration.....	4
Judges of Election	5
Pollwatchers	6
The Ballot.....	6
Marking the Ballot.....	7
Casting a Vote.....	7
Voting for Specific Candidates or Teams.....	8
Voting for Every Candidate of One Party	8
Voting for Candidates of One Party and Others	10
Voting for Candidates Not on the Ballot	11
An Overvoted Office	12
Getting on the Ballot.....	12
Offices to Be Voted Upon	13
Electing the President	18
Selecting a Candidate	18
The Illinois Constitution.....	19
Notice of Election	20
The Polling Place	20
Opening the Polls	21
Assistance in Voting	21
Absentee Voting	21
Closing the Polls	22
ELECTION PROCEDURES	
Pre-Election Day	23
Election Day.....	24

RELATED ACTIVITIES

Election-Related Vocabulary	27
Government and Voting	35
Voter Qualifications and Registration	37
Secrecy of the Ballot	37
Casting a Vote	38
Electing the President	40
Getting to Know the Candidates	40
Selecting a Candidate	42

APPENDIX

Grid for Activities	
Registration Form	
Oath of Office of Judge of Election	
Badge for Judge of Election	
“Polling Place” Sign	
“Vote Here” Sign	
Pollwatcher Credentials	
Application to Vote – Certificate of Registered Voter	
Affidavit of Voters	
Tally Sheet	
Ballots	

**TEACHER'S
BACKGROUND INFORMATION**

THE RIGHT AND RESPONSIBILITY TO VOTE

The right to vote is the cornerstone of democracy. The voters are its custodians. Yet in election after election, qualified citizens do not vote.

The right to vote is one of many rights secured by the Constitution of the United States as well as by the Constitution of the State of Illinois. A "right" is that which a person may justly claim by law, nature or tradition.

A right is frequently linked with a responsibility. A "responsibility" is a task or trust for which a person is accountable. When the framers of the Illinois Constitution secured the right to vote for the citizenry, they recognized the individual's resulting responsibility to exercise that right.

A frequent recurrence to the fundamental principles of civil government is necessary to preserve the blessings of liberty. These blessings cannot endure unless the people recognize their corresponding individual obligations and responsibilities.

*Constitution of the State of Illinois
Article I, Section 23.*

In the 1984 Presidential election, 77 per cent of the registered voters of Illinois voted; in the 1986 Gubernatorial election only 55 per cent of those qualified participated. Voter turnout nationally is no better. In the 1984 election approximately 73 per cent of the registered voters across the country voted. After every election, the media reports on the discouragingly low voter turnout and voter apathy.

Other countries have addressed the problem of voter apathy by requiring voter participation. In Australia, Belgium, Greece, Italy and Spain, the citizens are penalized for not voting. The penalty may be in the form of a fine or a public condemnation by stamping their official identification papers with the words "Did not vote."

In the spring of 1988 a voting slogan contest was held by the U.S. Department of Defense and the National Association of Secretaries of State. The winning slogan seems to say it all: "Democracy — Use it or lose it!"

ELECTIONS IN ILLINOIS

In Illinois there are over 6,400 units of government with the authority to hold elections. This number includes the 102 counties in Illinois, the 1,533 townships, approximately 1,282 cities and villages, over 1,500 school districts and hundreds of fire protection districts, park districts, road districts, street lighting districts, airport authorities and other special purpose districts.

While many special purpose districts have their officers appointed, counties, townships, cities and villages, park districts, road districts, library districts and all school districts outside of the City of Chicago generally are required by law to hold elections every two or four years to select officers. Units of government may also hold elections to increase the tax levy, annex territory, or bring other issues to the public. The law affecting each unit of government determines what must be brought to the voter.

SCHEDULE OF ELECTIONS

All elections in Illinois, except for court-ordered and special Congressional elections, are conducted on five days over a two-year period.

The five days designated as “election days” in Illinois are the following:

IN EVEN-NUMBERED YEARS—

Third Tuesday in March: General Primary Election

This election is held to nominate candidates of established political parties for offices to be filled at the General Election and to elect candidates to political party offices such as State central committeeman, township committeeman, precinct committeeman and delegates to the national nominating conventions.

First Tuesday after the first Monday in November: General Election

This election is held to fill Federal, State, county and judicial offices. Some of the offices which may appear on the ballot include:

Federal—Electors of the President and Vice President of the United States, U.S. Senator and U.S. Representative;

State—Governor and Lt. Governor, Attorney General, Secretary of State, Comptroller, State Treasurer, State Senator and State Representative;

County—County officers including State’s Attorney, County Board Members or County Commissioners, County Clerk, Sheriff and Treasurer;

Judges of the Supreme, Appellate and Circuit Courts.

IN ODD-NUMBERED YEARS—

Last Tuesday in February: Consolidated Primary Election

To nominate candidates of established political parties for offices to be filled at the consolidated election.

First Tuesday in April: Consolidated Election

To elect officers of municipalities, townships, road districts, park districts, library districts and school districts which are under Article 33 of *The School Code*. (Currently only the Peoria School District operates under this article.)

First Tuesday after the first Monday in November: Nonpartisan Election

To elect officers of school districts not operating under Article 33 of *The School Code* (currently all school districts other than the Peoria School District), community college districts, fire protection districts and other special purpose districts.

On any one of these five election days, and only on these days, any unit of government may submit a question of public policy to the voters. Only court-ordered elections and special elections required by the Constitution may be held on days other than those designated by statute.

CONDUCT OF THE ELECTION

The "election authority" is the person or persons responsible for the conduct of the election. He/she is responsible for conducting and maintaining voter registration, training judges of election, setting up polling places, providing all election materials including the ballot, and performing the many other essentials involved in conducting an election.

In Illinois there are 111 election authorities: 101 county clerks (all county clerks except the Clerk of DuPage County), 1 county board of election commissioners and 9 municipal boards of election commissioners. The county clerk is the election authority in all areas not having a board of election commissioners. A board of election commissioners is the election authority in DuPage County and the cities of Aurora, Bloomington, Chicago, Danville, East St. Louis, Galesburg, Peoria, Rockford and Springfield.

PRECINCTS

For voting purposes, the 111 election jurisdictions in Illinois are divided into precincts. The boundaries of the precincts are determined primarily by the population of the area and the convenience of the voters. Generally, each precinct contains between 500 and 800 voters. As dwelling units are newly constructed or eliminated, the precinct boundaries are changed.

If possible, each precinct is to lie entirely within one congressional, legislative and representative district and in not more than one county board district and one municipal ward. Every ten years after the census is taken and shifts in population are known, the boundary lines of these districts are subject to change. These changes are reflected in precinct boundaries.

In addition to a precinct being a voting subdivision, a precinct is a political district. In all counties other than Cook, the voters of a precinct elect officers of the political parties to represent their precinct. In Cook County, the ward committeemen of the City of Chicago and the township committeemen of the suburbs serve this same purpose. These party officers serve on party committees to make certain nominations. The precinct committeemen also serve as deputy registrars, registering voters throughout the State.

VOTER QUALIFICATIONS

To be qualified to vote in Illinois, a person must be a citizen of the United States, at least 18 years old and a resident of the State for at least 30 days and must be registered to vote.

Through the years, voter qualifications have varied. Originally, voting rights were limited in most states to male landowners over 21 years old. Gradually, in state after state, the link that joined the right to vote with property ownership was broken and other qualifications were introduced. By 1860, almost all white male adults had the right to vote, but no others were permitted that right. The voter ranks were increased to their present size by the adoption of the 15th, 19th, and 26th amendments to the Constitution of the United States. The 15th amendment prohibited limitation of the right to vote on the basis of race; the 19th amendment granted women the right to vote; and the 26th amendment, adopted in 1971, lowered the voting age qualifications from 21 years to 18 years.

REGISTRATION

Registration is a method of ensuring that only qualified persons are permitted to vote. In order to register in Illinois, a person must be qualified to vote and, by the date of the next election, must have resided within a precinct at least 30 days. A 17-year-old who will be 18 years old on or before the day of the next election may also register, if otherwise qualified. It is estimated that approximately 20 percent of the otherwise qualified residents of Illinois are not permitted to vote as a result of not being registered.

When registering, an applicant is asked to supply two forms of identification which will substantiate his or her identification and residency. The registration officer may also require other information pertaining to the applicant's qualifications to vote such as state or country of birth, citizenship, term of residence in the State of Illinois and in the precinct and date of birth.

In addition, each applicant is required to sign an affidavit that the information given is true and that the applicant is fully qualified to vote. At the polling place the information on the registration card serves to verify that the applicant is qualified to vote, and the signature on the affidavit is used for identification.

JUDGES OF ELECTION

The administration of the election in the polling place is the responsibility of the judges of election. It is their duty to do the following:

1. open and close the polls;
2. be responsible for all election materials;
3. ensure that only qualified voters are permitted to vote, and that each qualified voter is permitted to vote once and only once;
4. ensure that all votes are cast in secret;
5. give instructions in voting;
6. give assistance in the manner required by law;
7. maintain order in the polling place throughout the day; and
8. tally the votes after the polls close.

Five registered voters are certified by the circuit court to be judges of election for each precinct. Three are appointed from one party and two from another.

To qualify as a judge of election, the voter must:

1. be a citizen of the United States;
2. be of good repute and character;
3. be able to speak, read, and write the English language;
4. be skilled in the four fundamental rules of mathematics;
5. be of good understanding and capable;
6. not be a candidate for any office at the election and not be an elected committeeman; and
7. reside and be entitled to vote in the precinct where selected to serve as judge. With the exception that, in each precinct one judge of each party may be appointed from outside the precinct, but from within the county. All judges must be electors within the county.

Additional judges, called "tally judges," may be appointed to assist in counting the ballots. These judges must have the same qualifications and be appointed in the same manner with the same political representation as the initial judges.

POLLWATCHERS

In addition to judges of election and voters, Illinois statutes provide for pollwatchers to be present in the polling place during an election. These pollwatchers may be appointed by political parties, candidates, or qualified organizations. The prime responsibility of a pollwatcher is to observe the conduct of the election to ensure that proper election procedures are followed and that no voting irregularities occur. While the judges of election are the ultimate authority in the polling place, pollwatchers may call the judges' attention to any administrative error or irregular procedure.

When entering the polling place for the first time on election day, the pollwatcher must present credentials to the judges of election showing authorization to be a pollwatcher. Pollwatchers may be present in the polling place before the polls open in the morning through the counting of the votes at the end of the day. They may stand near enough to the judges to visually examine the election materials, but they may neither handle the materials nor sit at the table with the judges. They may not interfere with the conduct of the election in any way. If, at any time, the judges deem that a pollwatcher is interfering with the conduct of the election, they have the authority to remove the pollwatcher from the polling place.

THE BALLOT

The individual's right to vote can only be ensured by protecting the voter from undue influence, hidden persuasion, coercion, and bribery, when voting. Voting in secret provides the voter this protection.

In order to keep the ballot secret and to give all voters an equal opportunity to vote for every candidate, the following steps are taken:

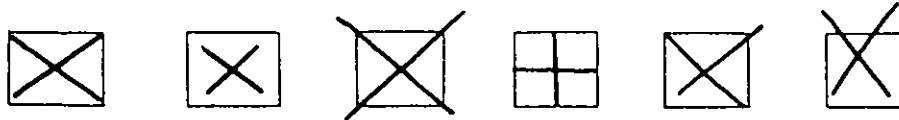
1. ballots are of uniform paper quality, size, color, and inking so that no one's ballot can be identified;
2. ballots are printed at public expense and not by individuals;
3. the names of all candidates for the same office are on the same ballot so that every voter is selecting from the same list of candidates;
4. ballots are not distributed until election day and then only distributed in the polling place by the judges of election;
5. all voters must vote in secret; and
6. only official ballots initialed by a judge are counted.

This system of ensuring secrecy of the ballot is essentially the Australian Ballot System. It was introduced in the United States in the 1880's and quickly spread throughout the states.

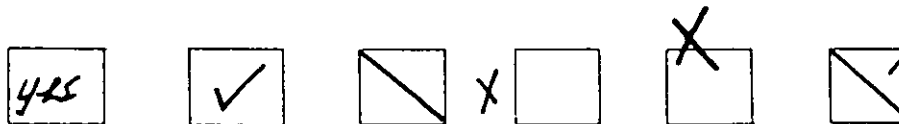
MARKING THE BALLOT

Illinois law provides for yet another security measure to protect the secrecy of the ballot—uniform marking of the ballot. According to Illinois law, a voter is to mark the ballot by placing a cross (X) in the square opposite the name of the candidate of his/her choice for each office to be voted upon or in the circle opposite the name of the political party of his/her choice.

A cross (X) is the intersection of two lines. For a vote to be counted, the lines must intersect within the square or circle. The following are examples of valid votes



If the lines do not intersect within the square or circle, the vote may not be counted. Below are examples of votes which may not be counted. If marks which may identify the voter are written on the ballot, the entire ballot may not be counted.



CASTING A VOTE

Only one vote may be cast for a candidate. For group offices where more than one candidate is to be elected, such as for Member of the County Board or for University of Illinois Trustee, the instructions to the voter on the ballot will indicate the number of candidates to be elected. For example, the instructions may read, "Vote for Three" or "Three to Be Elected." If the voter votes for only one candidate for a group office, only one vote is cast for that candidate. The remaining votes are left uncast.

The offices of President and Vice President of the United States appear together on the General Election ballot. Only one vote may be cast jointly for candidates for these offices, the voter may not vote for a candidate for either office separately. Similarly, in the General Election for Governor and Lieutenant Governor, the candidates for these offices are paired together and must be voted together.

VOTING FOR SPECIFIC CANDIDATES OR TEAMS

The voter may vote for a specific candidate or team by placing a cross (X) in the square opposite the name of the candidate or pair of candidates of his/her choice. The number of votes cast for each office must not exceed the number to be elected for the votes to be counted.

On "Ballot 1" a vote has been cast for the team of Morton and Washington for President and Vice President, respectively; for Craig for U.S. Senator and for Allen for State Senator.

<input type="radio"/>	FIRST PARTY	<input type="radio"/>	SECOND PARTY
<input type="checkbox"/>	For U.S. President SUSAN JACKSON	<input checked="" type="checkbox"/>	For U.S. President CHARLES MORTON
<input type="checkbox"/>	For U.S. Vice President JAMES A. KOWALSKI	<input checked="" type="checkbox"/>	For U.S. Vice President HOMER WASHINGTON
<input checked="" type="checkbox"/>	For U.S. Senator EARL CRAIG	<input type="checkbox"/>	For U.S. Senator FRED MASON
<input type="checkbox"/>	For State Senator JOE E. MEARA	<input checked="" type="checkbox"/>	For State Senator JANE ALLEN

Ballot 1

VOTING FOR EVERY CANDIDATE OF ONE PARTY

The voter may vote for every candidate of one political party by placing a cross (X) in the circle opposite the party title. If a ballot is marked to give a vote to every candidate of one political party and to no other candidates, the ballot is referred to as a "straight ticket." All other ballots are called "split tickets."

On "Ballot 2" and "Ballot 3" every candidate of the Second Party is to receive one vote. Since every candidate of the Second Party and no other candidates have been given a vote, these are straight tickets for the Second Party.

<input type="radio"/>	FIRST PARTY	<input checked="" type="radio"/>	SECOND PARTY
<input type="checkbox"/>	For U.S. President SUSAN JACKSON	<input type="checkbox"/>	For U.S. President CHARLES MORTON
	For U.S. Vice President JAMES A. KOWALSKI		For U.S. Vice President HOMER WASHINGTON
<input type="checkbox"/>	For U.S. Senator EARL CRAIG	<input type="checkbox"/>	For U.S. Senator FRED MASON
<input type="checkbox"/>	For State Senator JOE E. MEARA	<input type="checkbox"/>	For State Senator JANE ALLEN

Ballot 2




<input type="radio"/>	FIRST PARTY	<input type="radio"/>	SECOND PARTY
<input type="checkbox"/>	For U.S. President SUSAN JACKSON	<input checked="" type="checkbox"/>	For U.S. President CHARLES MORTON
	For U.S. Vice President JAMES A. KOWALSKI		For U.S. Vice President HOMER WASHINGTON
<input type="checkbox"/>	For U.S. Senator EARL CRAIG	<input checked="" type="checkbox"/>	For U.S. Senator FRED MASON
<input type="checkbox"/>	For State Senator JOE E. MEARA	<input checked="" type="checkbox"/>	For State Senator JANE ALLEN

Ballot 3

VOTING FOR CANDIDATES OF ONE PARTY AND OTHERS

The voter may indicate his/her intention to vote for the candidates of a designated political party along with candidates of other parties or independent candidates by placing a cross (X) within the circle opposite the party title and also in the squares opposite the names of the other specific candidates. In this instance, the cross in the square supersedes or takes precedence over the cross in the circle. The candidates of the designated party shall each receive one vote except for those candidates for the same offices for which the voter designated specific candidates; each specific candidate marked shall also receive one vote.

On "Ballot 4" every candidate of the First Party except the candidate for U.S. Senator is to receive one vote. Fred Mason, the candidate for U.S. Senator under the Second Party receives one vote. The vote in the square indicates the voter's specific intention to vote for Mason rather than Craig for U.S. Senator. This is a split ticket since not every candidate of the First Party received a vote.

 FIRST PARTY	 SECOND PARTY
<div style="display: flex; align-items: center;"> <input type="checkbox"/> <div style="margin-left: 10px;"> <p>For U.S. President SUSAN JACKSON</p> <p>For U.S. Vice President JAMES A. KOWALSKI</p> <p>For U.S. Senator EARL CRAIG</p> <p>For State Senator JOE E. MEARA</p> </div> </div>	<div style="display: flex; align-items: center;"> <input type="checkbox"/> <div style="margin-left: 10px;"> <p>For U.S. President CHARLES MORTON</p> <p>For U.S. Vice President HOMER WASHINGTON</p> <p>For U.S. Senator  FRED MASON</p> <p>For State Senator JANE ALLEN</p> </div> </div>

Ballot 4

VOTING FOR CANDIDATES NOT ON THE BALLOT

If the name of the candidate of the voter's choice does not appear on the ballot but the candidate has filed a declaration of his intent to be a candidate for that office, the voter may write in the candidate's name. For a write-in vote to be counted, the voter must:

- write the name of the candidate;
- make a box to the left of the name;
- mark an "X" in the box; and
- if the write-in is not directly below the title of the office, write the office title in a manner that will differentiate it from other offices being voted upon.

The voter has written in the name of a candidate for State Senator on "Ballot 5." On this ballot every candidate of the Second Party except the candidate for State Senator is to receive one vote. The write-in candidate Sam Winter receives one vote. The valid write-in vote indicates the voter's specific intention to vote for Winter rather than Allen for State Senator.

○	FIRST PARTY	⊗	SECOND PARTY
□	For U.S. President SUSAN JACKSON	□	For U.S. President CHARLES MORTON
□	For U.S. Vice President JAMES A. KOWALSKI	□	For U.S. Vice President HOMER WASHINGTON
□	For U.S. Senator EARL CRAIG	□	For U.S. Senator FRED MASON
□	For State Senator JOE E. MEARA	<input checked="" type="checkbox"/>	For State Senator JANE ALLEN

*For State Senator
Sam Winter*

Ballot 5

AN OVERVOTED OFFICE

An overvote occurs when the number of votes cast is greater than the number of votes permitted for that office. If an overvote occurs, none of the votes cast for that office shall be counted.

<input type="radio"/>	FIRST PARTY	<input type="radio"/>	SECOND PARTY
	For Trustee of the University of Illinois (Vote for Three)		For Trustee of the University of Illinois (Vote for Three)
<input checked="" type="checkbox"/>	JAMES BRADY	<input checked="" type="checkbox"/>	JAMES STEEL
<input checked="" type="checkbox"/>	JACK STEIN	<input type="checkbox"/>	HARRY HALL
<input checked="" type="checkbox"/>	HAPPY HILL	<input type="checkbox"/>	SUE LEADOWSKI
	For Representative in Congress—First Dist.		For Representative in Congress—First Dist.
<input type="checkbox"/>	EDDIE TAYLOR	<input checked="" type="checkbox"/>	HARRY BLACK

Ballot 6

In "Ballot 6" no votes may be counted for Trustee of the University of Illinois as the voter has over-voted. Only Harry Black for Representative in Congress may receive one vote.

GETTING ON THE BALLOT

Every Illinois state official elected statewide since 1900 ran on either the Republican or the Democratic ticket. Political parties are responsible for the nomination of most of our elected officials. Legally constituted, they are fundamental to the electoral process in Illinois and the United States.

At the present time, there are three “established political parties” statewide in Illinois—the Republican Party, the Democratic Party, and the Illinois Solidarity Party. According to Illinois statutes, a “statewide established political party” is one which, at the last general election for State officers, polled for any of its statewide candidates more than 5 percent of all the votes cast for that office.

To be nominated for office by an established political party, a candidate must win the party primary. Nomination places the candidate’s name on the ballot in the general election.

Groups which are not statewide “established political parties” may place a list of candidates in nomination in an election by filing a petition to form a “new” political party. Similarly, an independent candidate may have his/her name placed on the general election ballot by filing nomination papers. Neither candidates of new political parties nor independent candidates participate in primary elections in order to be nominated.

OFFICES TO BE VOTED UPON

The following chart identifies the Federal and State offices filled by election in Illinois. It also lists the qualifications for each office, some of the responsibilities associated with the office, the length of the term, the present office holder with the party affiliation and when the office will be voted upon.

The only offices elected statewide in 1988 and listed on the ballot supplied with this election-education program are President and Vice President of the United States.

OFFICE	QUALIFICATIONS FOR OFFICE	RESPONSIBILITIES	TERM	1988 INCUMBENT	WHEN VOTED UPON
UNITED STATES President	Natural born citizen: At least 35 years old: United States resident for 14 years.	Holds the Executive power: Commander-in-Chief of Army and Navy: Grants reprieves and pardons for offenses against U.S.: Makes treaties with consent of Senate: Appoints ambassadors: Appoints judges of Supreme Court with Senate approval: Passes on legislation.	4 years	Ronald Reagan (R)	1988
Vice President	Natural born citizen: At least 35 years old: United States resident for 14 years.	President of the Senate, but has no vote unless the vote is tied.	4 years	George Bush (R)	1988
U.S. Senator (2 from each State)	U.S. Citizen for 9 years: At least 30 years old: Resident of state by which elected.	Tries all impeachments: With the House of Representatives is vested with all legislative powers: Lay and collect taxes; Provide for common defense; Borrow money; Regulate commerce; Establish rules of naturalization; Coin money; Establish post offices; Declare war; Raise and support armies; Maintain a navy; Make all necessary laws.	6 years	Alan J. Dixon (D) Paul Simon (D)	1992 1990

OFFICE	QUALIFICATIONS FOR OFFICE	RESPONSIBILITIES	TERM	1988 INCUMBENT	WHEN VOTED UPON
U.S. Representative	United States citizen for 7 years; At least 25 years old; Resident of state by which elected.	Originates all bills for raising revenue; With the Senate is vested with all legislative powers. (See Senate responsibilities)	2 years	Number elected depends upon population of state; 22 elected in Illinois	1988
<u>ILLINOIS</u> Governor	United States citizen; At least 25 years old; Illinois resident for 3 years.	Is chief executive officer; Administers the government; Has administrative authority over a large number of boards, commissioners and agencies; Appoints officers of the executive branch with Senate approval; Grants pardons and reprieves; Calls special legislative sessions; Passes on legislation; Submits budget to General Assembly; Is Commander-in-Chief of the state's military forces.	4 years	James R. Thompson (R)	1990
Lieutenant Governor	United States citizen; At least 25 years old; Illinois resident for 3 years.	Duties as delegated by the Governor or designated by statute; Chairs the Technical Advisory Committees on Aging, the Reclamation Council, the Illinois Export Council and the Illinois Export Development Authority.	4 years	George H. Ryan, Sr. (R)	1990

OFFICE	QUALIFICATIONS FOR OFFICE	RESPONSIBILITIES	TERM	1988 INCUMBENT	WHEN VOTED UPON
Attorney General	United States citizen; At least 25 years old; Illinois resident for 3 years.	State's chief legal officer; Provides legal representation for other elected officials, state agencies and the people of Illinois; Provides consumer protection; Interprets the law; Provides prosecution assistance; Regulates franchised Illinois busi- nesses; Collects monies owed the state.	4 years	Neil F. Hartigan (D)	1990
Secretary of State	United States citizen; At least 25 years old; Illinois resident for 3 years.	Maintains official records of the acts of the General Assembly and other records as prescribed by law; Serves as State Librarian and State Ar- chivist; Issues drivers license; Registers corporations, securities deal- ers, etc.	4 years	Jim Edgar (R)	1990
Comptroller	United States citizen; At least 25 years old; Illinois resident for 3 years.	Chief fiscal control officer; Screens state spending; Maintains state's checkbooks, ordering payment of bills; Repository for every state contract; Oversees privately owned cemeteries.	4 years	Roland Burris (D)	1990

OFFICE	QUALIFICATIONS FOR OFFICE	RESPONSIBILITIES	TERM	1988 INCUMBENT	WHEN VOTED UPON
Treasurer	United States citizen; At least 25 years old; Illinois resident for 3 years;	Custodian of state funds; Invests monies.	4 years	Jerry Cosentino (D)	1990
State Senator	United States citizen; At least 21 years old; Resident for 2 years of the district from which elected.	With the House of Representatives is vested with all legislative powers—enacting, amending or repealing laws; Consents to all gubernatorial appointments; Serves as adjudicator to impeachments.	To provide for decennial redistricting, districts divided into 3 groups; Group 1: elected for 4 years, 4 years, 2 years Group 2: elected for 4 years, 2 years, 4 years Group 3: elected for 2 years, 4 years, 4 years All end in ten years for next redistricting.	59 Members	2/3 in 1988; 1/3 in 1990; All in 1992.
State Representative	United States citizen; At least 21 years old; Resident for 2 years of the district from which elected.	With the Senate—vested with all legislative powers—enacting, amending or repealing laws; Power of Impeachment.	2 years	118 Members	1988

ELECTING THE PRESIDENT

Unlike other offices voted upon, the offices of President and Vice President of the United States are not elected by direct vote of the people. To fill these offices, the Constitution of the United States in Article II, Section 1, provides for an indirect popular election through the Electoral College.

The Electoral College is composed of electors from all fifty states and the District of Columbia. Under the Constitution, the number of electors to be chosen in a state is equal to the number of U.S. Senators and U.S. Representatives to which the state is entitled. At present, the Electoral College consists of 538 electors—435 corresponding to Representatives, 100 corresponding to Senators and three for the District of Columbia. Each of these electors has one electoral vote.

Having two U.S. Senators and twenty-two U.S. Representatives, Illinois is entitled to twenty-four electors. According to Illinois law, each established political party selects its twenty-four proposed electors at its State convention. Independent candidates and new political parties are required to file the names of their electors with their nomination papers.

On election day, through the votes cast for President and Vice President of the United States, the voters select the group of electors to be members of the Electoral College. If in Illinois the Republican Presidential candidate receives the greatest number of votes for that office, the twenty-four electors selected at the Illinois Republican State Convention become the members of the Electoral College. Likewise, if the Democratic Presidential candidate receives the greatest number of votes cast in Illinois for that office, the twenty-four electors selected at the Illinois Democratic State Convention become the members of the Electoral College. The same rules hold for any new party or independent candidate.

On the first Monday after the second Wednesday in December, the electors chosen by the voters meet at their respective State Capitols to elect the President and Vice President of the United States.

After the balloting is completed, the results are sent to the President of the Senate. These ballots are opened before a joint meeting of the U.S. Senate and U.S. House of Representatives on January 6th. The candidate for President who receives an absolute majority of at least 270 votes is declared elected and will be given the oath of office two weeks later. Similarly, the candidate for Vice President receiving an absolute majority of at least 270 votes is declared elected.

SELECTING A CANDIDATE

With the right to vote, the voter has a responsibility to become familiar with the qualifications of the candidates and the issues. Newspapers, periodicals, campaign literature and speeches play an important role in the election process by providing information to the voter. To understand and analyze this information intelligently, it is necessary for the voter to be able to distinguish between news items and editorials. A “news item” is a factual report; an “editorial” is an opinion.

To influence the voter, campaign speeches and literature frequently employ various propaganda techniques. It is helpful for the voter to be able to recognize techniques which may distort the facts or may not apply to the issue. Some of the commonly used propaganda techniques are identified on the following chart.

TECHNIQUE	EXAMPLE	BRIEF ANALYSIS
Glittering Generalities	<p>"For a better world, elect Candidate B!" "Hey! Hey! What do YOU say? Candidate A! Yea!" "Honesty First— Elect Candidate X!"</p>	<p>These are vague statements that imply or promise much. Slogans, symbols, and vague generalities are other examples. By carefully weighing the facts, a voter will be able to determine whether there is much truth in such statements.</p>
Name Calling	<p>"Candidate A is a wimp." "Would you buy a used car from Candidate N?"</p>	<p>Here, labels are used instead of facts. By using negative symbols or names, facts are often avoided or distorted. Here, labels are used instead of facts. By using negative symbols or names, facts are often avoided or distorted.</p>
Testimonials	<p>"Alf says, "This candidate who sees UFO's can't be all bad. Candidate Z has my vote."</p>	<p>In this technique, a prominent person endorses the candidate. Commercials often use this technique to elicit favorable reactions.</p>
Bandwagons	<p>"Candidate Q is everyone's favorite." "All teachers agree that Candidate E is the best choice for Illinois."</p>	<p>This technique gives the impression that everyone is favoring this candidate. It is effective because many people do not make up their own minds but follow the lead of the majority.</p>
Cardstacking	<p>Candidate Z never learned how to read in school. Elect a candidate who is smart. Elect Candidate S." (Not stated: Candidate Z knew how to read before entering school.)</p>	<p>This technique takes quotations out of context, presents only part of the facts, or one side of the situation. It may cite favorable statistics while suppressing unfavorable ones.</p>

THE ILLINOIS CONSTITUTION

A "constitution" is a document by which power is passed from the people to government. Basically, a constitution serves three purposes: first, it establishes the power of government; second, it provides the basic structure of the government; third, it places limitations on governmental powers. All other laws grow out of the constitution.

The present Constitution of Illinois was ratified by the voters in 1970. Amendments, changes to the constitution, may be made only through the vote of the citizens of the State. The people of the State reserve the right to vote at least once every twenty years on whether to continue under the present Constitution or to call a convention to write a new constitution.

NOTICE OF ELECTION

At least 30 days before any general election, the election authority is required to publish a notice of the election in two or more newspapers printed and published in the county or city, as the case may be. This notice must include the date of the election, the location of the polling place in each precinct, the hours the polls are open, and the offices and issues to be voted upon. In this way, the potential voter is officially notified of the election.

NOTICE IS HEREBY GIVEN THAT ON _____ (date)
AT _____ (location of polling place) IN THE _____ (school name)
AN ELECTION WILL BE HELD FOR _____ (give the title of the several
_____ offices to be filled) WHICH ELECTION WILL BE
OPEN AT _____ (hour of opening) AND CONTINUED OPEN UNTIL _____ (closing hour)
OF THAT DAY.

Dated at _____ this _____ day of _____, 19_____.

ELECTION AUTHORITY

THE POLLING PLACE

The election authority is responsible for the selection of the polling place and furnishing it. The judges of election are responsible for opening and closing the polls, conducting the election, and maintaining order in the polls throughout the day.

Only authorized persons are allowed in the polling place: judges of election, pollwatchers with credentials, and, when the polls are open, qualified voters.

No one may campaign in the polling place. Illinois statutes prohibit any electioneering or soliciting of votes on election day within any polling place or within one hundred feet of any polling place.

OPENING THE POLLS

For every election, the polls are opened at 6:00 a.m. and remain open until 7:00 p.m. When opening the polls, one of the judges of election proclaims that the polls are open. In like manner at 6:30 p.m., one of the judges announces that the polls will be closed in half an hour. Then again, at 7:00 p.m. one of the judges announces that the polls are closed. No one is allowed to vote on election day before the polls open. After the polls close, only those voters who were in line at 7:00 p.m. may cast a ballot.

ASSISTANCE IN VOTING

Frequently, a qualified voter is unable to read English well enough to cast a vote or is disabled and cannot cast a vote without assistance. Such a person may be given assistance in voting only after he or she signs an affidavit stating the reason assistance is necessary. The voter may then be assisted by any person of his or her choice or by two judges of opposite political parties. The person or persons assisting must cast the vote as directed by the voter and are obligated not to tell how the vote was cast. As usual, all such voting must take place inside the voting booth with the curtains closed.

ABSENTEE VOTING

Illinois law provides for qualified people to vote prior to election day by absentee ballot under certain circumstances. Registered qualified electors may vote by absentee ballot if they expect to be absent on election day from the county where they live, are judges of election in precincts other than the one in which they reside, are physically incapacitated, are observing a religious holiday on election day, or have duties in the office of the county clerk, board of election commissioners, or the state's attorney.

To vote absentee, the voter must make application by mail for an absentee ballot not more than 40 days nor less than 5 days prior to the date of elections; or must make application in person not more than 40 days nor less than one day prior to the day of election. Application is made with the election authority.

CLOSING THE POLLS

After opening the polls, there may be no adjournment or recess until all the votes are counted and results declared. All votes must be counted immediately after closing the polls.

At 7:00 p.m., a judge of election announces that the polls are closed. In full view of any poll-watchers, the judges of election empty the ballot box and count, or tally, the votes. As each vote is read aloud, a mark is put on the tally sheet after the name of the candidate receiving the vote. Tally marks are grouped in sets of five for easy counting. These tally sheets serve as a record of the election and must be certified by each of the judges of election.

Name of Office	Name of Candidate	No. of Straight Votes	No. of Split Votes	Candidate's Total Vote	5	10	15	20	25	30	35	40	45	50	55	60	65
Sec. of State	John Jones	4			1												
	Mary Smith	3			4												
					2												
					3												
					4												
					5												
					6												
					7												

ELECTION PROCEDURES

PRE-ELECTION DAY

A. Materials—Organize the following in preparation for election day.

1. One ballot per pupil.
2. Signs to be posted around the polling place, such as "Vote Here," "Polling Place" and "Ballot Box." (See Appendix materials or have the pupils make the signs.)
3. One large box or container with a removal lid to serve as the ballot box. The lid should have a slot in the top to fit the voted ballots.
4. Table and chairs for the judges of election.
5. Pencils for the judges of election.
6. Two desks or tables to serve as voting booths. Cardboard screens may be used to complete the booths. In some areas, voting booths may be obtained for use in a school-wide election from the school superintendent.
7. Pencils to mark the ballots, one in each booth.
8. One "Oath of Office of Judge of Election" for each pupil serving as a judge of election. (See Appendix materials.)
9. A list of all qualified voters or one registration form per pupil. (See Appendix materials for the registration form.)
10. One "Affidavit of Voter" form per 25 pupils or, if registration is required, one "Application to Vote" form per pupil. (See Appendix materials for each of these forms.)
11. Four tally sheets. (See Appendix materials.)
12. One "Pollwatcher Credentials" for each pupil serving as a pollwatcher. (See Appendix materials.)

B. Polling Place Arrangement

1. The voting area should be isolated to ensure the secrecy of the vote. (See Activity D-3)
2. The two stations or booths for voting should face separate walls.

C. Voter Qualifications—Set voter qualifications for your classroom or school. Decide if registration is to be a qualification for voting. (See Activity C1-5)

If registration is a requirement for voting, the following procedures should be followed.

1. Appoint two pupils to serve as registrars.
2. Post a notice stating the time and place for registering.
3. At the designated time and place, have the registrars hand a registration form to each pupil wishing to be registered.

4. Allow the pupil time to complete the form.
 5. After the form is completed, each pupil should return to the registrar. Then, in front of the registrar, the pupil should raise his/her right hand and read the oath on the form: "I hereby swear that I am fully qualified to vote, and that all of the above statements are true."
 6. The registrar should complete the form by filling in the date and signing on the appropriate line.
 7. The completed registration forms should be put into alphabetical order for use on election day.
- D. Voter information—Explain the purpose of the election and the importance of learning about the candidates and the issues to be voted upon.
- E. Judges of Election—Five judges are to be appointed to serve in each polling place.
- F. Voting Instructions—Acquaint the boys and girls with the ballot and how to cast a vote.
1. Show the class how to mark the ballot by crossing two lines (X) in the box in front of their selection. Explain that only correctly marked votes may be counted. (See illustration in Teacher's Background Information.)
 2. Explain how to write in the name of the candidate of their choice if it is not already printed on the ballot. (See illustration in Teacher's Background Information.)
 3. Emphasize that each voter should vote for only one candidate for each office.
 4. After the ballot is marked, explain that it must be folded to ensure secrecy and handed to the judge of election to be inserted into the ballot box.
- G. Notice of Election—Post the locations of the polling place and the date and time for voting. (See Teacher's Background Information.)

ELECTION DAY

A. Conducting the Election

1. At the given time, a judge of election announces that the polls are now open.
2. A second judge shows everyone present in the polling place that the ballot box is empty.
3. The remaining judges collect the signed credentials from the pollwatchers. No pollwatcher is permitted to remain in the polling place without credentials.

- 4. If registration is NOT required for voting, the following procedures are followed.**
- a. One by one, each qualified voter states his name to the judges of election.
 - b. The first two judges check to see if the voter's name is on the list of qualified voters. If the voter's name is on the list, the judges mark the list that the voter has voted and the voter proceeds to the next judge. If the voter's name is not on the list or if the list shows that the voter has already voted, the voter is not permitted to vote.
 - c. The approved voter is then directed to the third judge who asks the voter to sign the "Affidavit of Voters" form. After 25 voters have signed the sheet in the presence of the judge, the judge signs the bottom of the form as having witnessed the signatures.
 - d. After the voter has signed the form, the fourth judge of election initials the back of a ballot and hands it to the voter.
 - e. The voter votes the ballot in secret and folds it so that the judge's initials are on the outside.
 - f. The voter hands the folded voted ballot to the fifth judge who checks that the ballot bears the initials of the fourth judge before depositing it into the ballot box. If the ballot does not have the necessary initials, it may not be the ballot that was given to the voter and should not be deposited into the ballot box.

4R. If registration IS required for voting, the following procedures are followed.

- a. One by one, each qualified voter states his/her name to the judges of election.
- b. The first judge asks the voter to complete the "Application to Vote" form.
- c. The voter returns the completed form to the first judge who then PRINTS the voter's name in the space provided.
- d. The voter then submits the "Application to Vote" to the next two judges who have the completed registration forms. These judges locate the voter's registration form and compare the voter's signature on the application with that on the registration form. If the signatures appear to be the same, one of the judges initials the application as a record that the registration was checked and the other judge marks the voter's registration card in the square opposite the name of the election and under the year to indicate that the voter voted. If the two signatures do not appear to be the same, the judges may ask the voter questions based on the information on the registration card to confirm his/her identity. The voter is not permitted to vote if the answers to the questions do not agree with the information on the registration card. All of the judges vote on this decision; the vote of the majority rules.
- e. After the identity of the voter has been verified, the fourth judge of election initials the back of a ballot and hands it to the voter.

- f. The voter votes the ballot in secret and folds it so that the judge's initials are on the outside.
- g. The voter hands the folded voted ballot to the fifth judge who checks that the ballot bears the initials of the fourth judge before depositing it into the ballot box. If the ballot does not have the necessary initials, it may not be the ballot that was given to the voter and should not be deposited into the ballot box.

B. Closing the Polling Place

1. After all qualified voters have voted, or at a previously specified time, a judge of election announces that the polls are closed.
2. Two other judges open the ballot box and check that all ballots have been initialed by a judge. Ballots lacking the judge's initials should be placed aside and not counted.
3. As the ballots are read by one judge and observed by a second, the remaining three judges tally the votes on the tally sheet.
4. After all votes have been counted, the votes are totaled and the tally sheets are compared. All three tally sheets must agree before the results are announced.
5. The winning candidates are announced.

RELATED ACTIVITIES


ELECTION-RELATED VOCABULARY

To encourage the boys and girls to learn and use election-related words.

1. Encourage the boys and girls to explain the meaning of the following terms in their own words.
 - (a) **VOTE**—a choice expressed by written ballot, voice, show of hands, etc.
 - (b) **VOTER**—a person who votes.
 - (c) **QUALIFICATIONS TO VOTE**—requirements people must meet before being allowed to vote.
 - (d) **BALLOT**—list of candidates' names.
 - (e) **CAST A BALLOT**—vote.
 - (f) **BALLOT BOX**—container where ballots are placed after voting.
 - (g) **ELECT**—choose.
 - (h) **ELECTION**—process of choosing a candidate by voting.
 - (i) **PRIMARY ELECTION**—election at which party nominees are selected.
 - (j) **POLLS** or **POLLING PLACE**—place where election is held.
 - (k) **VOTING BOOTH**—enclosure where voters can vote in secret.
 - (l) **CANDIDATE**—person who seeks to be elected.
 - (m) **REGISTRATION**—act of making a record of a person's qualifications to vote.
 - (n) **CAMPAIGN**—effort to gain votes for a candidate.
 - (o) **TALLY**—mark which is used to keep score when counting the votes.
 - (p) **WRITE-IN VOTE**—a vote cast for a candidate not appearing on the ballot.
 - (q) **ELECTIONEERING**—campaigning for a candidate.
 - (r) **POPULAR VOTE**—a vote of the people.
 - (s) **CONVENTION**—a meeting or assembly.
 - (t) **DELEGATE TO THE NATIONAL CONVENTION**—a person selected by the members of a political party to nominate a Presidential candidate at a party convention.
 - (u) **ELECTORAL COLLEGE**—a group of citizens elected by the voters to elect the President and the Vice President.
 - (v) **ELECTOR**—a member of the Electoral College.

WORD SEARCH

2. Look up, down, right, left and diagonally—circle each word you find from the list.



AMENDMENT
BALLOT
BOOTH
CAMPAIGN
CITIZEN
CONSTITUTION

ELECTION
ELECTOR
ISSUE
JUDGE
OATH
OFFICE

POLLING PLACE
PRECINCT
PRESIDENT
SECRECY
VOTE
WHITE HOUSE

ADVANCED WORD SEARCH

3. Look up, down, right, left and diagonally — circle each word you find from the list.

N	A	M	E	N	D	M	E	N	T	H	S	C	I	T	I	L	O	P	Y
G	O	B	T	U	E	T	E	O	T	C	S	A	M	O	N	G	A	R	T
I	M	I	S	Q	J	M	N	A	N	I	E	L	F	V	E	P	R	O	I
A	R	O	T	E	S	A	O	E	P	M	O	F	O	W	A	T	L	P	L
P	E	M	I	N	N	P	Y	T	Y	F	I	T	J	G	U	L	A	A	I
M	Y	R	B	O	O	T	H	A	W	C	E	M	A	K	A	R	L	G	B
A	Q	S	A	G	I	C	E	G	E	T	I	N	R	B	T	N	D	A	I
C	R	T	R	E	T	R	W	E	A	N	L	I	N	Y	C	D	E	N	S
R	E	H	C	T	A	W	L	L	O	P	L	A	T	F	O	R	M	D	N
U	G	M	O	A	C	E	L	E	C	T	I	O	N	P	G	Y	O	A	O
N	I	L	N	D	I	Y	D	D	A	L	N	E	O	E	O	T	C	R	P
N	S	A	V	I	F	L	P	I	A	T	O	L	M	G	V	I	R	N	S
I	T	I	E	D	I	T	O	R	I	A	I	X	I	D	E	R	A	W	E
N	R	R	N	N	L	I	T	O	I	W	S	J	N	U	R	O	C	R	R
G	A	O	T	A	A	S	T	C	A	M	Y	A	A	J	N	H	Y	I	I
M	T	T	I	C	U	S	O	T	C	T	A	V	T	Q	M	T	O	T	G
A	I	I	O	A	Q	U	A	L	S	E	C	R	E	T	E	U	A	E	H
T	O	D	N	A	M	E	R	I	C	A	N	T	Y	S	N	A	S	I	T
E	N	E	X	I	T	S	C	O	N	S	T	I	T	U	T	I	O	N	S

ABSENTEE

AMENDMENT

AMERICAN

AUSTRALIAN BALLOT

AUTHORITY

BOOTH

CAMPAIGN

CANDIDATE

CONSTITUTION

CONVENTION

DELEGATE

DEMOCRACY

EDITORIAL

ELECTION

GOVERNMENT

ILLINOIS

ISSUES

JUDGE

NOMINATE

OATH

OFFICE

PARTY

PLATFORM

POLITICS

POLLWATCHER

PRIMARY

PROPAGANDA

QUALIFICATIONS

REGISTRATION

RESPONSIBILITY

RIGHTS

RUNNING MATE

SECRET

SLOGAN

TALLY

VOTE

WRITE IN


4. Crossword Puzzle

Down

1. Place where election is held
2. Casting a ballot
3. Provides secrecy in the polling place
4. Person conducting election in the polling place

Across

3. List of candidates' names
5. Document by which power is passed from the people to government




5. **ADVANCED CROSSWORD PUZZLE**—From the following list, select the correct words to complete the puzzle.

Amendment
American
Ballot
Booth
Box
Campaign
Candidate

Citizen
Constitution
Delegate
Eighteen
Election
Elector
Fifteen

Issues
Oath
Political Party
Promises
Voter



Across

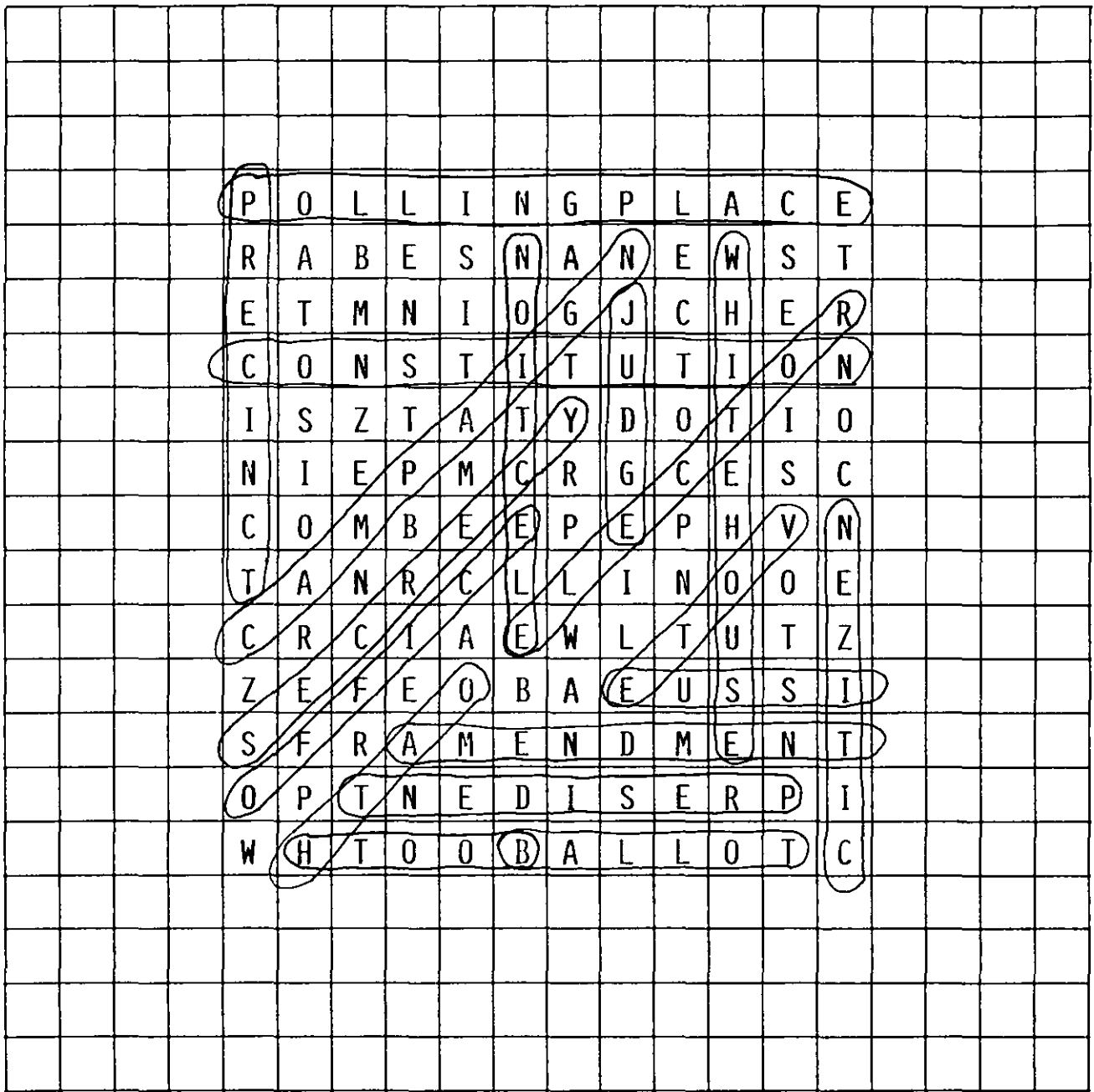
- 4. Member of the Electoral College who elects President and Vice President
- 6. Container for voted ballots
- 7. Process of choosing a candidate by voting
- 8. Person who seeks to be elected
- 10. Provides secrecy for the voter
- 11. Earliest age a person may vote

Down

- 1. Person selected to nominate political party candidate at convention
- 2. Group organized to nominate candidates
- 3. Document by which power is passed from the people to government
- 5. Points to be considered in comparing candidates to be elected
- 9. A change to 3 down
- 10. List of candidates used for voting


2.

WORD SEARCH




3.

ADVANCED WORD SEARCH



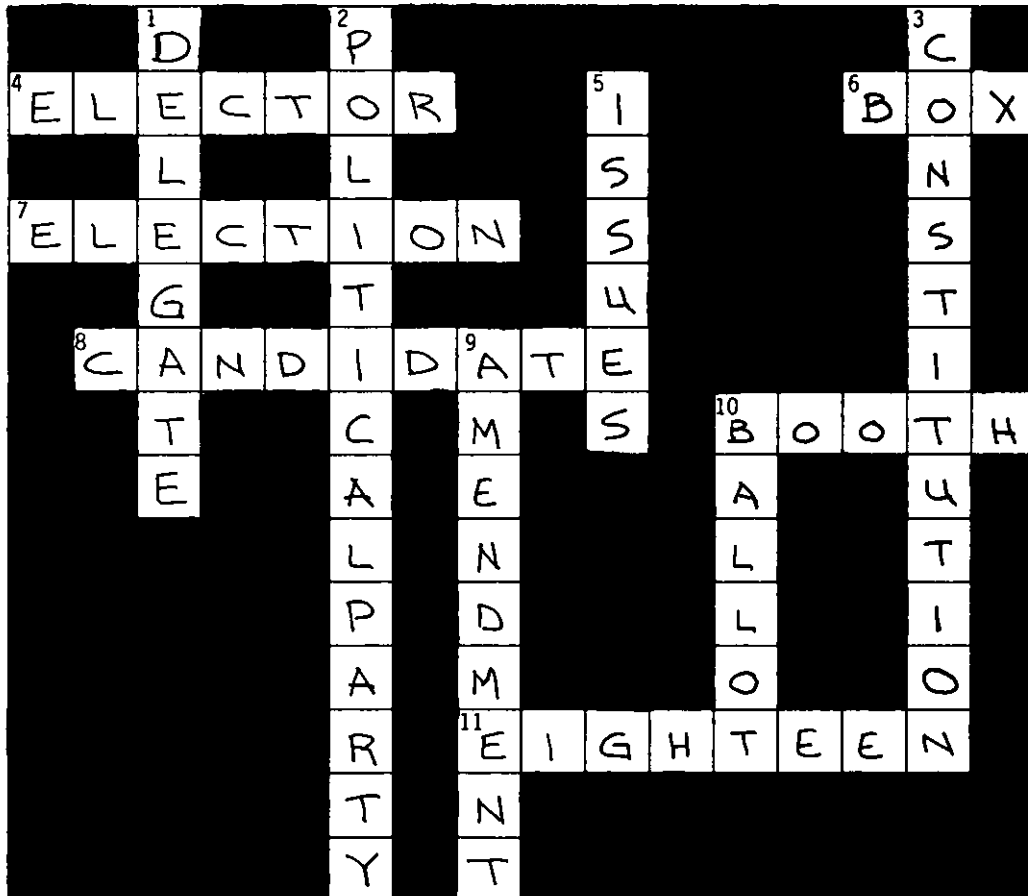
4.

Crossword Puzzle



5.

ADVANCED CROSSWORD PUZZLE



GOVERNMENT AND VOTING

To introduce the pupils to the role government plays in their lives and to the various units of government.

1. Encourage the boys and girls to identify things provided or affected by government that are part of their lives and are important to them. Using the grid provided in the Appendix and an overhead projector, write the items identified by the pupils down the side of the grid and the various units of government in your area across the top. Discuss which unit of government is responsible for each item. The items named may include school lunches (supervised by the school board), the water in the lake where they fish or swim (controlled in part by the Federal government, state, county, township and park district), playground equipment (school board or park district), police protection (provided by the village, county or state) and medicine (supervised by Federal government). Mark the grid accordingly. Emphasize the importance of each unit of government.
2. As the pupils identify the things provided or affected by government in Activity 1, allow them to tell of their experiences. Are there things which they would like to change? How can change be brought about? Are there things which they want to stay the same? Point out that people have a voice in these matters through their vote. Voting may keep things the same or cause change.
3. Encourage the pupils to discuss voting as a "right" and as a "responsibility." (See Teacher's Background Information.)
4. More advanced pupils may be encouraged to write a story about what their world would be like in the year 2088 if elections were eliminated because people did not vote.
5. Using the worksheet below, have the more advanced pupils find out the names of the various elected officials:

FEDERAL GOVERNMENT: UNITED STATES

President

Vice President

Senators (2)

Representative from your district

STATE GOVERNMENT: ILLINOIS

Governor

Lieutenant Governor

Attorney General

Secretary of State

Comptroller

Treasurer

Senator from your district

Representative from your district

COUNTY GOVERNMENT

Board Chairman

Clerk

Treasurer

Sheriff

MUNICIPAL GOVERNMENT

Mayor

Alderman

(if elected by district)

VOTER QUALIFICATIONS AND REGISTRATION

To acquaint the pupils with the concept of “voter qualifications” and the purpose of registration.

1. Discuss voter qualifications for the General Election (See Teacher’s Background Information.) Then encourage the boys and girls to establish voter qualifications for their election. Why are voter qualifications necessary? Should only those in their class be eligible to vote? Should the teacher be permitted to vote? Should pupils absent on election day be permitted to vote?
2. Discuss the importance of knowing that a person is qualified to vote. Point out that registration serves this purpose. In Illinois, persons not registered may not vote. (See Teacher’s Background Information.) Have students decide if registration will be required in their election.
3. Duplicate the registration form in the Appendix. Allow each pupil to complete the form. Discuss how the information requested may be used to identify the voter and to ensure that the voter is qualified to vote.
4. Using a time line, have the boys and girls mark the following: the years between 1987 and 2012 in which Presidential elections will be held; the first year they will be qualified to vote; the first year they will be qualified to vote for President of the United States.
5. Pupils may wish to debate the following: “Be it resolved - Registration should not be required for voting.”

SECRECY OF THE BALLOT

To make the pupils aware of the importance of secrecy of the ballot and to introduce them to the Australian Ballot System.

1. Discuss with the class some of the voting methods they may have already used, such as the voice vote or a show of hands. Ask them to tell about times they voted using these other methods. Have them describe how they felt being aware that others knew how they were voting. Ask them if this influenced how they voted. Stress the importance of voting in secret.
2. Using a method of voting other than paper ballot, have the class elect five (5) pupils who will serve as Judges of Election.
3. With the help of the class, decide the location of the voting area within the classroom. Stress the importance of voting in secret. Also point out the importance of placing the ballot box where it can be seen by everyone at all times.

4. Have the class select a school or classroom issue on which to vote. Divide the class into three or four different groups to decide the wording for the ballot. Provide paper of different size and color to each group and have them print the ballots. The next day distribute the ballots to the class for voting at their desks. After the results are tallied, discuss how the pupils could identify a person's ballot to learn how that person voted because the ballots were not identical.
5. Encourage the pupils to discuss why someone may want to learn how another person voted. Point out how the uniform system of marking the ballot helps ensure that a person's ballot cannot be identified. With the more advanced pupils discuss how the Australian Ballot System ensures secrecy of the ballot. (See Teacher's Background Information.)

CASTING A VOTE

To introduce the boys and girls to the various ways of casting a vote.

1. Using the overhead projector and the sample ballots in the Teacher's Background Information section, discuss how the votes have been cast on each ballot. Emphasize that the "X" must be placed within the square or circle for it to be counted and that no other mark will be counted. Point out the difference between marking the circle and marking the square. (See Teacher's Background Information.)
2. Duplicate the following ballots omitting the explanation below each. Divide the class into groups of four or five to decide how each ballot should be counted. One representative from each group should then explain the group's decision to the others. If two groups disagree, encourage each group to reconsider its decision.

A.

<input type="radio"/>	FIRST PARTY	<input type="radio"/>	SECOND PARTY
<input checked="" type="checkbox"/>	For U.S. President SUSAN JACKSON	<input type="checkbox"/>	For U.S. President CHARLES MORTON
	For U.S. Vice President JAMES A. KOWALSKI		For U.S. Vice President HOMER WASHINGTON
<input type="checkbox"/>	For U.S. Senator EARL CRAIG	<input checked="" type="checkbox"/>	For U.S. Senator FRED MASON
<input type="checkbox"/>	For State Senator JOE E. MEARA	<input checked="" type="checkbox"/>	For State Senator JANE ALLEN

On "Ballot A" votes have been cast for Jackson and Kowalski for President and Vice President of the United States, respectively; Mason for U.S. Senator; and Allen for State Senator. Point out that the President and Vice President run as a team; only one vote is given to the team.

B.

<input type="radio"/>	FIRST PARTY	<input checked="" type="radio"/>	SECOND PARTY
<input type="checkbox"/>	For U.S. President SUSAN JACKSON	<input type="checkbox"/>	For U.S. President CHARLES MORTON
<input type="checkbox"/>	For U.S. Vice President JAMES A. KOWALSKI	<input type="checkbox"/>	For U.S. Vice President HOMER WASHINGTON
<input type="checkbox"/>	For U.S. Senator EARL CRAIG	<input type="checkbox"/>	For U.S. Senator FRED MASON
<input type="checkbox"/>	For State Senator JOE E. MEARA	<input type="checkbox"/>	For State Senator JANE ALLEN

By marking the party circle, a vote has been cast for every candidate or team of candidates of the Second Party. A ballot on which votes are cast for every candidate of one party and for no other candidates is called a "straight ticket."

C.

<input checked="" type="radio"/>	FIRST PARTY	<input type="radio"/>	SECOND PARTY
<input type="checkbox"/>	For U.S. President SUSAN JACKSON	<input type="checkbox"/>	For U.S. President CHARLES MORTON
<input type="checkbox"/>	For U.S. Vice President JAMES A. KOWALSKI	<input type="checkbox"/>	For U.S. Vice President HOMER WASHINGTON
<input type="checkbox"/>	For U.S. Senator EARL CRAIG	<input checked="" type="checkbox"/>	For U.S. Senator FRED MASON
<input type="checkbox"/>	For State Senator JOE E. MEARA	<input type="checkbox"/>	For State Senator JANE ALLEN

A vote has been cast for every candidate or team of candidates of the First Party except for the candidate for U.S. Senator, Earl Craig. The "X" in the square indicates the voter's specific intention to vote for Mason, rather than Craig, for U.S. Senator. As the voter has only one vote to cast for the office of U.S. Senator, Mason not Craig has received a vote. The "X" in the square supersedes the "X" in the circle as it specifically indicates the voter's intention to vote for a particular candidate.

- If a voting device is used in your area, the students may wish to invite the county clerk or the executive director of the board of election commissioners, whichever is appropriate, to demonstrate how to vote on the device. They may discuss with the election authority how the voter may vote a straight ticket, a split ticket, or write-in on the voting device and how the voter is prohibited from over-voting, that is, casting more votes for an office than the voter is entitled to cast.

ELECTING THE PRESIDENT

To help the pupils understand how the President is nominated and the function of the Electoral College in electing the President and Vice President of the United States.

1. Discuss with the boys and girls how the President of the United States is elected through the Electoral College. Point out that the votes cast for President at the General Election are in reality votes cast for electors or members of the Electoral College. (See Teacher's Background Information.)
2. Have pupils make a poster titled "The Road to the White House." Use footstep shapes to illustrate the steps a person goes through to be elected President: Campaigning, Primary Elections, the Party National Convention, Speeches, Debates, More Campaigning, Election, the Electoral College, Inauguration.
3. Post a large outline map of the United States on the bulletin board. Appoint a committee to post the number of electoral votes for each state on the map. Then, using information from the polls reported by the newspapers, show how the electoral votes may be cast in each state. The numbers may be a different color for each party. Discuss which states appear to be undecided and may be "swing" states. On the day after the election, color the state going for the winning candidate and tally the actual number of electoral votes received by each candidate.
4. Encourage the pupils to discover why the Electoral College system of electing the President was adopted rather than direct election by the people. Discuss with them any current movement to change this system of electing the President and Vice President.
5. Encourage students to discuss or debate the following:
"Be it resolved: President and Vice President of the United States should be determined by direct election of the people."

GETTING TO KNOW THE CANDIDATES

To introduce the pupils to the parties, the candidates and the issues and to make them aware of the techniques used in campaigning.

1. Have the pupils develop a candidate profile to place on the bulletin board. The profile should include a picture of the candidate, the name of the office he is seeking, his party affiliation, and any important position taken or promises made by the candidate.
2. Have the boys and girls cut out pictures of the candidates to hang on the bulletin board. Have them also cut out headlines concerning the campaign issues and the positions of the candidates. Have them paste each headline on a piece of paper and write one or two sentences under the headline to explain it. Hang the headline with the explanation on the bulletin board near the picture of the appropriate candidate.


3. Encourage boys and girls to make posters supporting the candidates of their choice. Hang these posters around the classroom. On election day have the pupils remove all campaign materials. Point out that electioneering within the polling place on election day is against the law.
4. Encourage the boys and girls to give speeches explaining why they agree with a particular candidate on certain issues and to try to get others to agree with them and to vote for that candidate.
5. Have the pupils develop slogans in support of the candidates. These slogans may be placed on buttons, posters or bumper stickers.
6. With the class, analyze the political speeches and slogans suggested in Activities 3 and 4. Point out the various propaganda techniques used in each. (See Teacher's Background Information.)
7. Divide the class into campaign committees to create and act out a TV commercial for a candidate of their choice. Have the remainder of the class identify any propaganda techniques used.
8. Suggest that the students collect examples of political slogans and symbols associated with the campaigns. Have them identify the meaning of each and discuss the effects they have on the public as a means of influencing the vote.
9. Have a group of more advanced students listen to a candidate's speech and report on one issue covered in the speech. Compare that candidate's position with that of other candidates.
10. Establish an information center where the pupils may learn about the daily events affecting the Presidential election and the candidates. The pupils may contribute newspaper articles, magazine articles, political cartoons and pictures which pertain to the election. This information material should be posted on a large bulletin board where it will be available to the class. A student committee may be appointed to keep the materials current and organized according to the nature of the item. They may also identify the articles as "news items" or "editorials." Encourage the pupils to study the information to learn about the candidates.
11. The wives of presidents quite often are interesting. Students could each research a different "first lady" and present a character sketch of what is known about her life.

SELECTING A CANDIDATE

To help the pupils learn how to vote intelligently.

1. Encourage the boys and girls to investigate the duties, responsibilities and qualifications of each of the offices to be voted upon in the election. (See Teacher's Background Information.)
2. Have the pupils write a paragraph describing the ideal candidate for each of the offices to be voted upon.
3. Have the class develop a chart listing the qualifications of each of the candidates for President of the United States. On the chart include the following: the candidate's name, political party, sex, home state, other offices held, other jobs held by the candidate, major accomplishments, family facts, and positions on major issues. Place the chart on the bulletin board.
4. Duplicate the grid provided in the Appendix. Across the top of the grid write the name of each of the candidates for President of the United States. Down the side of the grid have each pupil write the qualifications for the office which he/she thinks are important. Then have the pupil fill in the grid to show to what extent each candidate satisfies each qualification. Have the pupil use this chart to compare the candidates and to decide for whom to vote. This activity may be repeated for each office to be voted upon.
5. Duplicate the grid provided in the Appendix. Have each pupil write the name of each of the candidates for President of the United States across the top of the grid. Fill in the grid with the candidates' positions on the issues. Point out that not all pupils will feel the same issues are important nor will they agree with the same candidates. Have the pupil use the chart to compare the candidates and to decide for whom to vote.

APPENDIX



REGISTRATION FORM

PRINT MR. Ms.	LAST NAME	FIRST NAME	MIDDLE NAME OR INITIAL	HOUSE NO.	STREET, AVE., or BLVD.	MUNICIPALITY	ZIP CODE	SCHOOL
---------------------	-----------	------------	------------------------	-----------	------------------------	--------------	----------	--------

SEX MALE FEMALE SCHOOL YEAR 3 4 5 6 7 8 9 10

STATE OR COUNTRY OF BIRTH	CITIZEN OF U.S.A. YES <input type="checkbox"/> NO <input type="checkbox"/>	LENGTH OF RESIDENCE OR ENROLLMENT				DATE OF REGISTRATION		
		STATE	MUNICIPALITY	SCHOOL	CLASS	DAY	MONTH	YEAR

IF APPLICANT IS UNABLE TO SIGN NAME, HE OR SHE SHALL AFFIX HIS OR HER MARK AND ANSWER THE FOLLOWING QUESTIONS:


		UNABLE TO WRITE <input type="checkbox"/> PHYSICAL DISABILITY <input type="checkbox"/> DESCRIBE:
FATHER'S FIRST NAME	MOTHER'S FIRST NAME	REASON FOR INABILITY TO SIGN NAME

I hereby swear that I am fully qualified to vote, and that all of the above statements are true.

Subscribed and sworn to before me this _____ day of _____ 19 ____ .

Signature of Registration Officer

Signature of Applicant



Mark of Person
unable to sign.

VOTING RECORD: IN PRIMARY ONLY. MARK "D" FOR DEMOCRATIC, "R" FOR REPUBLICAN, "S" FOR SOLIDARITY -- ALL OTHER ELECTIONS USE "V" or "VOTED"

YEAR	1988	1989	1990	1991	1992	1993	1994
SPECIAL ELECTION							
PRIMARY ELECTION							
GENERAL ELECTION							
CLASS ELECTION							
STUDENT COUNCIL ELECTION							

Oath of Office of Judge of Election

STATE OF ILLINOIS

_____ SCHOOL _____ 19__

I do solemnly swear (or affirm, as the case may be) that I will support the Constitution of the United States and the Constitution of the State of Illinois, that I will faithfully discharge the duties of the office of judge of election, according to the best of my ability, and that I am entitled to vote at this election.

Signed _____

Subscribed and sworn to before me this

day of _____ 19__ .

Election Authority
or other
Judge of Election

(Cut off here)

BADGE FOR JUDGE OF ELECTION

Judge of Election

name



POLLING PLACE



**VOTE
HERE**



POLLWATCHER CREDENTIALS

TO THE JUDGES OF ELECTION:

In accordance with the provisions of the Election Regulations, the undersigned hereby appoints _____
(Name of Pollwatcher)
who resides at _____
(Address)
in the county of _____, _____
(Township or Municipality)
of _____ State of Illinois and who is qualified to vote from this
(Name)
address, to act as a pollwatcher from _____ to _____ at the Election to be
(Time)
held on _____ in the _____
(Date) (Name)
School.

(Signature of Pollwatcher)

(Signature of Appointing Authority)

(Class of which Pollwatcher is a member)

(Title of Appointing Authority -
Candidate, Organization President)

(Election Authority)

(Cut off here)

School

Voter's No.

APPLICATION TO VOTE - CERTIFICATE OF REGISTERED VOTER

ELECTION-....., 19.....

INSTRUCTION TO VOTERS:

Sign this Certificate and hand it to the election officer in charge. After the registration record has been checked, the officer will hand it back to you, whereupon you shall present it to the officer in charge of the ballots and/or voting machine.

I hereby certify that I am registered and am qualified to vote in this election.

Signature of voter

Registration record checked by:

Judge of Election

Complete Residence Address

Judge -- PRINT Voter's name here

INSTRUCTIONS TO JUDGES OF ELECTION

Mark with cross (X) in proper square below if person voted by affidavit, was assisted in voting, was challenged or spoiled ballot in voting and received another ballot.

Voted by affidavit

Assisted in voting--Is disability permanent? _____

Challenged

Spoiled ballot and received another

(Cut off here)

AFFIDAVIT OF VOTERS

STATE OF ILLINOIS

COUNTY OF.....

The undersigned, each being first duly sworn upon oath individually, deposes and says that affiant is desirous of voting in an election held under the provisions of the Election on.....,A.D. 19..... and represents the following facts to be true:

- (1) My signature below hereon designates my correct name and the address opposite my signature is my correct address.
- (2) I am a student at.....
- (3) I am a qualified voter in said Election.

NAME	ADDRESS
1.	
2.	
3.	
4.	
5.	
6.	
7.	
8.	
9.	
10.	
11.	
12.	
13.	
14.	
15.	
16.	
17.	
18.	
19.	
20.	
21.	
22.	
23.	
24.	
25.	

Subscribed and sworn to before me by each of the above affiants individually, thisday ofA.D. 19.....

Judge of Election

PROPOSED CALL FOR A CONSTITUTIONAL CONVENTION

Explanation of Proposed Call

This proposal deals with a call for a state constitutional convention. The last such convention was held in 1969-70, and a new constitution was adopted in 1970. That document requires that the question of calling a convention be placed before the voters every 20 years. This is your opportunity to vote on that question. If you believe the 1970 Illinois Constitution needs to be revised through the calling of a convention, you should vote YES. If you believe that a call for a constitutional convention is unnecessary, or that changes can be accomplished through other means, you should vote NO.

Place an X in the blank opposite "YES" or "NO" to indicate your choice.

For the calling of a state Constitutional Convention	YES	
	NO	

PROPOSED AMENDMENT TO SECTION 1 OF ARTICLE III (Voting Qualifications)

Explanation of Proposed Amendment

The proposed Amendment to Article III, Section 1, would make two changes in the Section setting forth voting qualifications for Illinois residents, both of which conform the Illinois Constitution to the requirements of federal law. First, the amendment would extend the right to vote to citizens between the ages of 18 and 21. The United States Constitution mandates the 18-year-old vote, and Illinois law has so provided since 1975. Second, the amendment would reduce the residency requirement for voting from 6 months to 30 days, which would bring Illinois law into line with federal constitutional requirements.

Place an X in the blank opposite "YES" or "NO" to indicate your choice.

For the proposed amendment to Section 1 of Article III of the Constitution to conform Illinois law on voting qualifications to federal constitutional requirements.	YES	
	NO	

OFFICIAL BALLOT

Polling Place

**GENERAL ELECTION
NOVEMBER 8, 1988**

Signature of the Election Authority



DEMOCRATIC PARTY

For President and Vice President
of the United States
(Vote for 1 group)

{ MICHAEL S. DUKAKIS
LLOYD BENTSEN



REPUBLICAN PARTY

For President and Vice President
of the United States
(Vote for 1 group)

{ GEORGE BUSH
DAN QUAYLE



ILLINOIS SOLIDARTY PARTY

For President and Vice President
of the United States
(Vote for 1 group)

{ LENORA B. FULANI
JOYCE DATTNER



LIBERTARIAN PARTY

For President and Vice President
of the United States
(Vote for 1 group)

{ RON PAUL
ANDRE MARROU

INDEPENDENT

For President and Vice President
of the United States
(Vote for 1 group)

{ ED WINN
BARRY PORSTER

**Judge's
Initials**

OFFICIAL BALLOT

Polling Place


**GENERAL ELECTION
NOVEMBER 8, 1988**

Signature of the Election Authority



**Illinois
State Board of
Education**

100 North First Street
Springfield, Illinois 62777-0001



BULK RATE
U.S. POSTAGE
PAID
Permit No.
805
Springfield, IL



**Illinois State Board
of Elections**

1020 South Spring Street
Springfield, Illinois 62704

An Equal Opportunity/Affirmative Action Employer
Printed by the Authority of the State of Illinois
September 1988 7M 9-224B-26 No. 238