


Date Printed: 06/16/2009


JTS Box Number: IFES_76
Tab Number: 49
Document Title: Voting in Pennsylvania
Document Date: 1988
Document Country: United States --
Pennsylvania
Document Language: English
IFES ID: CE02462



* 9 A A 5 B 4 F 1 - 0 8 8 7 - 4 4 9 6 - 9 B D 6 - 7 3 7 3 D 6 6 3 3 1 E B *

Rec'd 5/88

Voting In
Pennsylvania



D
E
P
A
R
T
M
E
N
T
O
F
S
T
A
T
E

Commonwealth of Pennsylvania

Robert P. Casey
Governor

James J. Haggerty
Secretary of the Commonwealth

TO VOTE IN PENNSYLVANIA, YOU MUST BE REGISTERED

You may register if:


- You have been a U.S. Citizen for at least 30 days preceding the election
- You will be at least 18 on the day after the election
- You have lived in your election district at least 30 days preceding the election. (If you are a registered Pennsylvania voter who has moved within the 30 day period prior to the election you may vote in your old district)

You must re-register if:

- You have not voted during the preceding 2 years
- You have changed your party affiliation
- You have moved out of the election district in which you voted previously.

Register in person at your County Court House or through mail registration forms which are available throughout the Commonwealth. When registering, you must state your party affiliation if you wish to vote for party candidates in a primary election.

HOW TO REGISTER BY MAIL

- Obtain an official mail registration application. You will find applications at the County Court House, many post offices, State Stores, public libraries, party committees, The League of Women Voters and various other public offices.
 - Read the instructions very carefully and complete the application in its entirety.
 - Seal the application and drop it in the mail — it's postage free.
 - The County Registration Commission will send you a notice that your application has been received and is being processed. If you do not receive the notice within ten days from the date the application is sent, contact your County Registration Commission.
 - When the County Registration Commission accepts your application, you will be sent a wallet size voter identification card.
- 

ABSENTEE VOTING

Absentee voting is provided by law in Pennsylvania for certain voters (see chart below). Contact your County Board of Elections to find out where you can obtain an official absentee ballot application. Upon completion of the application you should return it to the County Board of Elections. If approved, the County Board of Elections will send you an official absentee ballot.

Make sure you apply in plenty of time because state law provides that **ALL BALLOTS MUST BE VOTED AND RETURNED TO THE COUNTY BOARDS OF ELECTIONS BY 5 PM ON THE FRIDAY BEFORE THE ELECTION.**

In addition to regular application procedures and deadlines, any elector who after the Tuesday prior to the election becomes physically ill or disabled or is called out of the county because of business, occupation or duties may apply for an absentee ballot by executing an Emergency Application up until 5 PM on the Friday before the election.

Application procedures and deadlines differ for various absentee voters. Please refer to the chart below for additional information. Keep in mind that there are several other classes of electors such as those confined in mental institutions, penal institutions and public nursing homes for which special provisions apply. For more information on the voting rights of these electors, contact your County Board of Elections.

Absentee Voting Categories	Must elector be Registered?	Deadline for ballot application to be filed	Comments
1. (a) Military Electors (b) Hospitalized veterans (outside county of residence)	No	No deadline	Although there is no deadline to apply, the absentee ballot must be returned by 5 PM on the Friday before election.
2. Electors (outside of county of residence) who are: (a) members of Merchant Marines (b) members of religious or welfare groups attached to Armed Forces (c) Civilian employees of the United States Government outside the territorial limits of the U.S. (d) spouses and dependents residing with the foregoing (e) spouses and dependents residing with military electors	Yes, however, normal registration deadlines do not apply. May register concurrently with voting.	No deadline	Although there is no deadline to apply, the absentee ballot must be returned by 5 PM on the Friday before election.
3. (a) Civilians outside county of residence because of occupation, business or duties and their spouses and dependents who accompany them (b) County employees with duties on election day relating to the conduct of the election (c) Electors observing a religious holiday	Yes	5 PM Tuesday prior to election	May obtain absentee ballot by submitting to your county a written request containing name, voting residence and signature.
4. Electors who are physically ill or disabled	Yes	5 PM Tuesday prior to election	May apply to county to get on a permanently disabled electors list, in which case an absentee ballot application is sent automatically to elector and supporting declaration is needed only once every four years.

VOTING PROCEDURES

At every primary and November election, upon entering the polling place, you will first sign a voter's certificate. After placing your name and address on the certificate, you will then hand it to the election officer in charge of the district register. The officer will then compare your signature on the certificate with the signature on the district register card. If the signature on the voter's certificate is genuine the information on the certificate will be entered in the register and you will be permitted to vote.

In paper ballot districts, you will be handed a folded ballot. Each ballot contains detailed instructions for voting. Enter the voting booth and mark the ballot accordingly. If you should accidentally tear, soil or mistakenly mark a ballot, you may return it to the election officials and request another one. After completing the ballot, refold it in the same manner as it was given to you and leave the voting booth. After showing the ballot number to the officer at the ballot box, tear off the perforated corner and drop the ballot into the box.

In voting machine districts, an election officer will instruct you in the use of the machine on a table-top model. You then enter the voting booth, close the curtain and vote.

In electronic voting system districts, an election officer will instruct you in the use of the system prior to voting. You then enter the voting booth and vote.

Assistance in voting is permitted if you are physically unable to record your vote or are unable to read, if that fact is recorded on your registration card (contact your County Board of Elections for the proper forms and information.) In this case, you may select any person to assist except your employer or union officer, or their representative.

Remember: the polls open at 7:00 A.M. and close at 8:00 P.M. on election day.

★ ★ ★ ★ ★ ★ ★ ★ ★ ★



ELECTION CALENDAR

1987

- Last day to register before PRIMARY election April 20, 1987
- Last day to apply for a civilian absentee ballot for PRIMARY May 12, 1987
- Absentee ballots must be received by the County Boards of Elections by 5:00 P.M. on this date to be counted.. May 15, 1987
- MUNICIPAL PRIMARY. May 19, 1987
- Last day to register before NOVEMBER election October 5, 1987
- Last day to apply for a civilian absentee ballot for NOVEMBER election. October 27, 1987
- Absentee ballots must be received by the County Boards of Elections by 5:00 P.M. on this date to be counted October 30, 1987
- MUNICIPAL ELECTION November 3, 1987
- First day to register after NOVEMBER election in Philadelphia. November 4, 1987
- First day to register after NOVEMBER in all municipalities except Philadelphia December 3, 1987

NOTE: All dates in this calendar are subject to change without notice in the event of passage of any amendatory legislation.

FOR ADDITIONAL INFORMATION CONTACT:

Your County Board of Elections
County Court House
OR
Department of State
Bureau of Elections
305 North Office Building
Harrisburg, PA 17120
(717) 787-5280

**Polls Open 7:00 A.M. — Close at 8:00 P.M.
Your Vote is Your Voice — Say Something**