


Date Printed: 06/16/2009

JTS Box Number: IFES_78
Tab Number: 1
Document Title: Your Guide to the Voting Process
Document Date: 1998
Document Country: Bosnia
Document Language: Serbo-Croatian
IFES ID: CE02743



* 8 6 2 1 F 9 9 7 - 1 C 8 C - 4 8 2 D - B 2 7 6 - 7 2 6 1 9 2 E B 6 B 0 1 *




1

При уласку на бирачко место, ултраљубичастим светлом ће бити проверено да ли на Вашим прстима има невидљиве тинте. Ако имате тинту на свом прсту, то значи да сте већ једном гласали, и неће Вам бити дозвољено да поново гласате.



2

Службеник за идентификацију ће проверити Ваше идентификационе документе, и потврдити Ваш идентитет. • Ваше име ће бити нађено на Коначном бирачком списку.
• Бићете замољени да се потпишете, поред свог имена, на Коначном бирачком списку.

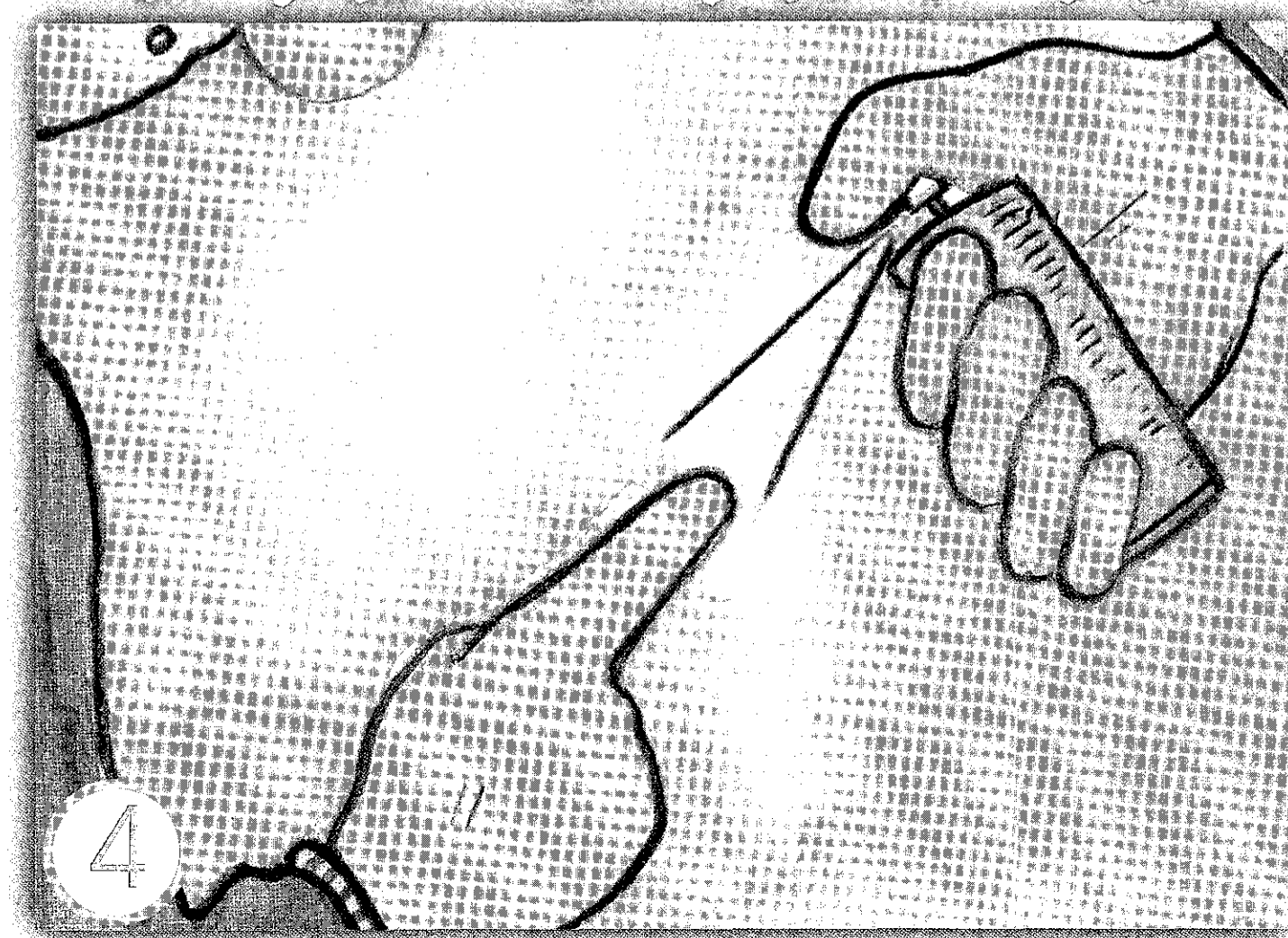


3

Службеник за издавање гласачких листића ће Вам дати листић и инструкције за његово обележавање. Ако се у Вашој општини ове године одржавају и локални избори, добићете и листић за Вашу општину.

П р о ц е с г л а с а њ а

Ваш прст биће означен невидљивом тинтом.



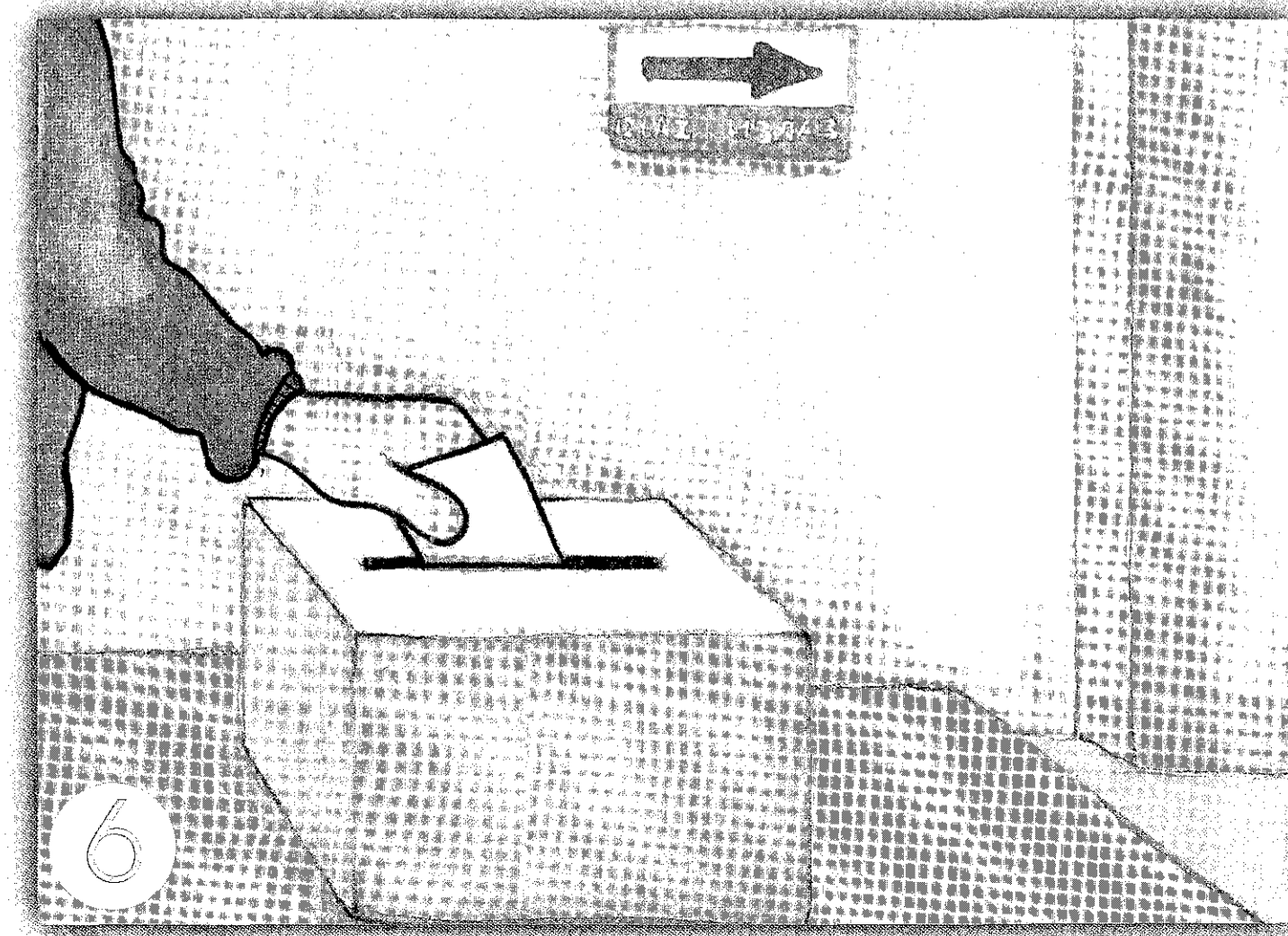
4

Обележићете Ваш листић у тајности, у слободној гласачкој кабини.



5

Кад сте убацили Ваш листић у гласачку кутију, напустите бирачко место, да бисте омогућили и другима да гласају.



6

Your Guide to the voting process

Election Days: 12 and 13 September 1998

Polling Stations are open from 0700 to 1900 on 12 September and 0700 to 1600 on 13 September.

Each Polling Station will have a large blue sign identifying it and showing the polling station number.

Polling Stations will be staffed by a Polling Station Committee Chairperson, Polling Station Committee, and an International Polling Supervisor.

International Supervisors – There will be one International Polling Supervisor in each polling station. Supervisors come from around the world and are dedicated to helping the people of BiH have confidence in the voting process. On polling days, the International Supervisor –works with the Polling Station Committee Chairperson to ensure that the Rules and Regulations of the Provisional Election Commission (PEC) are followed, and that the results of the voting are reported accurately.

At any time during the day, you may also encounter domestic and international accredited observers.

- Accredited representatives of registered political parties, coalitions and independent candidates, and of media and citizen organizations also have the right to observe polling station activities during the polling days and during the counting of votes.
- International Observers are invited by the PEC and include representatives of governments, international and non-governmental organizations.

Voter Card

This year voters have received a voters card from their Local Election Commissions. The voter card gave each person the opportunity to check his or her registration information from 1997 to see if it was still current. If you are a registered voter who did not collect a voter card you are **still eligible to vote**.

Some voters found an "X" next to their voter number. The "X" meant that there was incorrect or incomplete information on the record. The "X" was an invitation to ensure that your record was correct. No one was removed from the Voter's Register because an "X" appeared on the card. Even if you did not correct this information during the claims period, you are **still eligible to vote**.

When you come to vote, you must bring your identification documents.

Examples of acceptable identification:

- National Identification Card
- Passport
- Resident Certificate
- Military Booklet
- Certificate of Registration of Change of Name
- Displaced Person (DP) Card
- Citizenship Certificate
- Birth Certificate
- Drivers License
- Health Booklet
- Passport issued by a foreign government that permits dual citizenship
- A refugee card issued by a host government or other international agency

If you have a registration receipt, bring that with you, too.

Contests -- Federation of BiH	Contests – Republika Srpska
-- Bosniak and Croat Members of the Presidency of Bosnia and Herzegovina	-- Serb Member of the Presidency of Bosnia and Herzegovina
-- House of Representatives of the Parliamentary Assembly of Bosnia and Herzegovina	-- -- House of Representatives of the Parliamentary Assembly of Bosnia and Herzegovina
--House of Representatives of the Parliament of the Federation of Bosnia and Herzegovina	-- President and Vice President of the Republika Srpska
-- Cantonal Assemblies of the Federation of Bosnia and Herzegovina	-- National Assembly of Republika Srpska

In some municipalities there will be local elections.

The Voting Process

Step 1 As you enter the polling station your finger will be passed under ultraviolet light. The light is used to detect any invisible ink. If you have the ink on your finger, this means that you have already voted and will not be allowed to vote again.

Step 2 The Identification Officer will review your identification documents and verify your identity.

- Your name will then be located on the Final Voters Register.
- You will be asked to sign in the space next to it in the Final Voters Register.

Step 3 The Ballot Issuing Official will give you instructions for marking the ballot. If your municipality is holding an election this year, you will also receive a ballot for the municipality. Your finger will be marked with invisible ink.

Step 4 You will mark your ballot in secret.

- Go to an unoccupied voting screen.
- Make only one mark on each contest.
- Mark a line (--) to the left of the political party, coalition or independent candidate of your choice.
- Fold the ballot along the fold lines before leaving the voting screen. Do not separate the ballot sections.
- Carefully place the ballot in the ballot box.

If you make a mistake in marking your ballot, you may receive another. Simply return the spoiled ballot to the official to receive an entire new one.

Your vote is Secret!
No one should see what political party, coalition or independent candidate you mark on your ballot. You do not have to tell anyone for whom you voted. Remember that no one will know your vote. Steps have been taken to protect your right to secrecy.

When you have cast your vote, you should leave the polling station to allow room for others to vote.

Important Terms:

Independent Candidate: Political person who is a candidate for election without being included on a political party's list of candidates.

Political Party: A group of people working together for common political principles or interests. When standing for election, parties present a list of candidates.

Coalition: Two or more political parties working together rather than as separate political parties. They come together under one name. The coalition's name appears on the ballot.

Alliance: Independent candidates, political parties and coalitions that have similar aims may form an alliance. Each member of the alliance is listed separately on the ballot. The votes cast for individual members of the alliance are added together to see how many seats they have won as a group. A second step is taken to see how the seats are distributed among the members.

Issues that may prevent you from voting on the election days

Forgot to bring acceptable identification?

If you come to the polling station without any form of acceptable identification, you will not be able to vote. Remember to bring acceptable identification with you.

Name not on the Final Voters Register?

If your name is not on the Final Voters Register at the polling station you visit, you will be allowed to vote a tendered ballot if you have acceptable identification. A tendered ballot means that your marked ballot will be sealed in a secrecy envelope until your eligibility is confirmed. Once your eligibility has been confirmed, your ballot will be deposited into a ballot box and commingled with the ballots of other confirmed voters so that the secrecy of your vote can be protected during the counting process.

Your name appears more than once on the Final Voters Register?

If your name appears on the Final Voters Register more than once there will be a notation next to your name that you must vote at tendered ballot.

Attempting to vote for absent family members?

Each eligible voter must vote in person. It is not possible to vote on behalf of absent family members even if you have their identification.

Only one person can go into the voting screen at a time unless a voter needs special assistance because of a disability.

New Ballots

This year, the ballots are different. Remember:

- Make sure you receive a clean ballot.
- Ballots must be carefully marked.
- Make only one mark in each contest. More than one mark in a contest will mean your ballot will not be counted.
- All four contests will be on one large ballot paper. Do not separate them.

If you have questions about where your polling station is, contact your Local Election Commission, or call the Hot Line

For Federation:

In Sarajevo: (071) 205-867

In Banja Luka: (058) 326-40 or 327-40

For Republika Srpska:

In Sarajevo: (0710) 205-867

In Banja Luka: (078) 326-40 or 327-40