


Date Printed: 06/16/2009

JTS Box Number: IFES_78
Tab Number: 56
Document Title: Monthly Report of Voter Registration
Statistics
Document Date: 1992
Document Country: United States --
District of Columbia
Document Language: English
IFES ID: CE02798



* 3 6 8 2 2 E D 8 - 7 0 2 B - 4 E F 2 - 8 5 9 4 - D 1 1 C D D D 8 3 2 0 D *



MONTHLY REPORT

of

VOTER REGISTRATION STATISTICS

as of

Close of Registration

for the


NOVEMBER 3, 1992 PRESIDENTIAL GENERAL ELECTION

Covering Citywide Totals by:

WARD, PRECINCT, PARTY,

and

TYPE OF TRANSACTION



District Building, Room 4
1350 Pennsylvania Avenue, NW
Washington, DC 20004-3084
Phone: (202) 727-2525

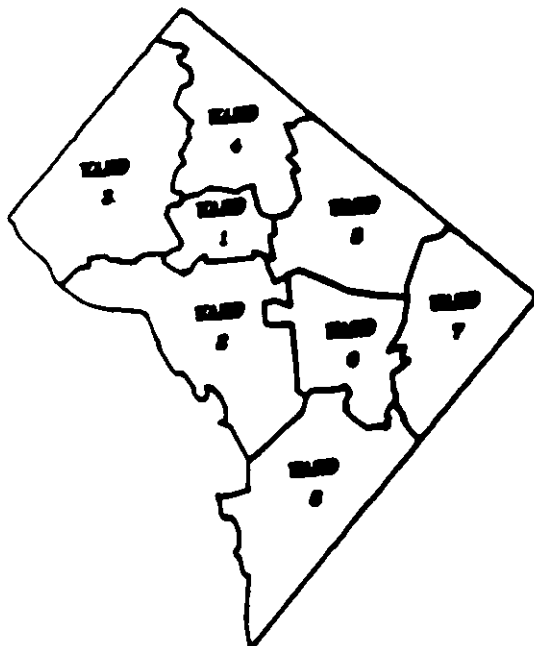
D.C. BOARD OF ELECTIONS AND ETHICS
 Data Systems Branch
MONTHLY REPORT OF VOTER REGISTRATION STATISTICS

CITYWIDE SUMMARY

Party Totals by Ward, as of Close of Registration

WARD	REP	DEM	STD	N-P	OTH	TOTALS
1	2,954	31,659	595	6,845	61	42,114
2	6,049	27,328	389	7,677	49	41,492
3	10,005	29,716	157	8,313	34	48,225
4	2,120	39,767	459	4,782	30	47,158
5	1,693	38,094	545	4,543	16	44,891
6	3,314	34,585	561	5,413	38	43,911
7	1,413	36,351	477	3,940	8	42,189
8	996	26,074	481	3,412	10	30,973
TOTALS	28,544	263,574	3,664	44,925	246	340,953

Ward Index



Ward	Latest Available (1991) Ofc. of Planning Estimates		Ward Registration as percentage of:	
	Total Population	Voting Age Pop.	Voting Age Pop.	Total Reg.
1	79,641	65,699	64.1%	12.3%
2	78,429	70,076	59.2	12.2
3	78,088	68,436	70.4	14.1
4	78,425	64,324	73.3	13.8
5	75,054	59,373	75.6	13.2
6	72,118	59,157	74.2	12.9
7	72,924	54,155	77.9	12.4
8	72,221	48,273	64.1	9.1
Totals	606,900	489,493	69.6%	100.0%

D.C. BOARD OF ELECTIONS AND ETHICS
 Data Systems Branch
 MONTHLY REPORT OF VOTER REGISTRATION STATISTICS

PRECINCT STATISTICS

Ward 1

As of: Close of Registration

PRECINCT	REP	DEM	STD	N-P	OTH	TOTALS
13	371	1,015	6	324		1,716
20	39	992	18	175	2	1,226
22	177	2,137	26	424	5	2,769
23	71	1,412	43	278	3	1,807
24	370	2,918	38	713	9	4,048
25	492	2,986	40	754	6	4,278
35	269	2,582	58	636	8	3,553
36	134	2,485	46	486	3	3,154
37	112	2,545	65	437	9	3,168
38	86	1,883	27	290		2,286
39	210	2,660	66	639	8	3,583
40	226	2,405	52	613	6	3,302
41	103	1,963	47	440	2	2,555
42	54	1,249	28	216		1,547
43	42	1,208	20	137		1,407
136	171	703	3	183		1,060
137	27	516	12	100		655
TOTALS	2,954	31,659	595	6,845	61	42,114

D.C. BOARD OF ELECTIONS AND ETHICS
Data Systems Branch
MONTHLY REPORT OF VOTER REGISTRATION STATISTICS

PRECINCT STATISTICS

Ward 2

As of: Close of Registration

PRECINCT	REP	DEM	STD	N-P	OTH	TOTALS
1	189	2,169	34	407	6	2,805
2	242	480	7	283	3	1,015
3	593	1,120	11	494		2,218
4	370	848	4	385		1,607
5	757	1,641	4	618	2	3,022
6	953	1,625	9	852	7	3,446
7	444	877	4	312	2	1,639
14	508	2,186	29	687	5	3,415
15	415	2,374	23	681	8	3,501
16	253	1,851	31	452	3	2,590
17	420	2,591	61	747	7	3,826
18	184	3,286	77	608	1	4,156
21	46	1,007	28	194	1	1,276
127	334	3,015	42	463	3	3,857
128	149	1,360	21	289	1	1,820
129	192	898	4	205		1,299
TOTALS	6,049	27,328	389	7,677	49	41,492

D.C. BOARD OF ELECTIONS AND ETHICS
 Data Systems Branch
 MONTHLY REPORT OF VOTER REGISTRATION STATISTICS

PRECINCT STATISTICS

Ward 3

As of: Close of Registration

PRECINCT	REP	DEM	STD	N-P	OTH	TOTALS
8	821	1,847	5	546	1	3,220
9	614	750	3	334		1,701
10	782	1,349	3	524	1	2,659
11	772	2,470	29	880	4	4,155
12	192	391	3	160		746
26	531	1,943	8	577	4	3,063
27	395	1,968	11	447	1	2,822
28	863	1,681	5	588	2	3,139
29	314	884	8	278	4	1,488
30	361	923	4	250	1	1,539
31	529	1,657	10	471	1	2,668
32	507	1,984	11	485	2	2,989
33	566	2,210	9	553	3	3,341
34	728	2,672	16	711	1	4,128
50	426	1,761	10	328	2	2,527
51	771	2,534	16	560	2	3,883
52	401	1,256	3	277	1	1,938
138	432	1,436	3	344	4	2,219
TOTALS	10,005	29,716	157	8,313	34	48,225

D.C. BOARD OF ELECTIONS AND ETHICS
Data Systems Branch
MONTHLY REPORT OF VOTER REGISTRATION STATISTICS

PRECINCT STATISTICS

Ward 4

As of: Close of Registration

PRECINCT	REP	DEM	STD	N-P	OTH	TOTALS
44	310	2,500	38	468	3	3,319
45	76	1,707	24	195	1	2,003
46	87	2,413	29	285	1	2,815
47	170	2,316	32	353	4	2,875
48	159	2,409	28	283	3	2,882
49	28	652	5	96	1	782
53	78	1,086	12	171		1,347
54	119	1,924	30	282		2,355
55	72	2,080	13	223		2,388
56	92	2,813	30	343	3	3,281
57	85	2,323	28	274		2,710
58	65	2,049	20	211	3	2,348
59	92	2,290	28	232	2	2,644
60	97	1,818	23	233	3	2,174
61	72	1,477	10	167	1	1,727
62	227	2,980	32	289	1	3,529
63	148	2,615	46	336	4	3,149
64	81	2,089	16	176		2,362
65	62	2,226	15	165		2,468
TOTALS	2,120	39,767	459	4,782	30	47,158

D.C. BOARD OF ELECTIONS AND ETHICS
 Data Systems Branch
MONTHLY REPORT OF VOTER REGISTRATION STATISTICS

PRECINCT STATISTICS

Ward 5

As of: Close of Registration

PRECINCT	REP	DEM	STD	N-P	OTH	TOTALS
19	152	2,769	67	446	1	3,435
66	105	4,151	24	298		4,578
67	128	2,720	29	272	1	3,150
68	155	1,852	29	266		2,302
69	84	2,016	11	174		2,285
70	77	1,260	22	135		1,494
71	82	2,134	24	217	1	2,458
72	120	3,277	42	391		3,830
73	92	1,739	30	200	4	2,065
74	160	2,981	47	445		3,633
75	99	2,409	37	323	1	2,869
76	38	744	16	104		902
77	102	2,419	34	327	2	2,884
78	76	2,365	46	316	3	2,806
79	59	1,557	23	218	1	1,858
135	113	2,150	47	312	2	2,624
139	51	1,551	17	99		1,718
TOTALS	1,693	38,094	545	4,543	16	44,891

D.C. BOARD OF ELECTIONS AND ETHICS
Data Systems Branch
MONTHLY REPORT OF VOTER REGISTRATION STATISTICS

PRECINCT STATISTICS

Ward 6

As of: Close of Registration

PRECINCT	REP	DEM	STD	N-P	OTH	TOTALS
80	63	1,897	23	211		2,194
81	156	2,921	47	337	1	3,462
82	135	2,164	33	295	2	2,629
83	146	2,488	49	362	2	3,047
84	320	1,776	23	340	3	2,462
85	347	2,093	26	430	4	2,900
86	143	1,823	16	255	5	2,242
87	125	2,227	47	282		2,681
88	247	1,757	24	290	2	2,320
89	527	2,160	18	446	5	3,156
90	204	1,028	7	216	2	1,457
91	247	2,916	45	496	1	3,705
112	83	2,194	42	283	1	2,603
114	109	2,331	49	346		2,835
130	339	1,601	56	410	8	2,414
131	35	812	16	100	1	964
133	38	931	17	115		1,101
140	50	1,466	23	199	1	1,739
TOTALS	3,314	34,585	561	5,413	38	43,911

**D.C. BOARD OF ELECTIONS AND ETHICS
MONTHLY REPORT OF VOTER REGISTRATION STATISTICS**

PRECINCT STATISTICS

Ward 7

As of: Close of Registration

PRECINCT	REP	DEM	STD	N-P	OTH	TOTALS
92	30	836	7	74		947
93	41	1,264	9	130		1,444
94	59	1,505	16	180		1,760
95	35	1,219	24	127		1,405
96	65	1,932	23	254		2,274
97	48	1,058	26	142	1	1,275
98	58	1,443	12	123		1,636
99	48	1,090	15	135		1,288
100	47	999	26	158	1	1,231
101	46	1,468	10	110	1	1,635
102	55	2,073	24	192		2,344
103	77	2,676	39	315		3,107
104	90	2,501	32	296	1	2,920
105	89	2,473	45	267	1	2,875
106	82	2,375	29	224	1	2,711
107	37	1,404	27	186		1,654
108	54	1,094	6	77		1,231
109	63	954	10	72		1,099
110	141	3,527	24	324	1	4,017
111	57	1,375	24	158	1	1,615
113	137	1,579	27	211		1,954
132	54	1,506	22	185		1,767
TOTALS	1,413	36,351	477	3,940	8	42,189

D.C. BOARD OF ELECTIONS AND ETHICS
 Data Systems Branch
MONTHLY REPORT OF VOTER REGISTRATION STATISTICS

PRECINCT STATISTICS

Ward 8

As of: Close of Registration

PRECINCT	REP	DEM	STD	N-P	OTH	TOTALS
115	48	1,509	26	198		1,781
116	58	2,141	30	264	1	2,494
117	66	1,373	38	238		1,715
118	74	1,770	33	228		2,105
119	100	2,129	31	278	2	2,540
120	46	1,480	29	184		1,739
121	91	2,635	77	375		3,178
122	31	1,278	19	142		1,470
123	107	1,840	38	247	3	2,235
124	77	2,249	21	274	2	2,623
125	97	3,460	71	444	2	4,074
126	142	2,868	41	350		3,401
134	59	1,342	27	190		1,618
TOTALS	996	26,074	481	3,412	10	30,973

D.C. BOARD OF ELECTIONS AND ETHICS
Data Systems Branch
MONTHLY REPORT OF VOTER REGISTRATION STATISTICS

NUMBER OF TRANSACTIONS BY TYPE

For Period Ended: Close of Registration

C I T Y W I D E	Transaction Type	REP	DEM	STD	N-P	OTH	TOTALS
	New Registrants	1,904	16,758	354	4,884	29	23,929
	Reinstatements	259	1,209	54	802	9	2,333
	Address Changes	314	5,003	46	465	4	5,832
	Name Changes	6	182	3	11		202
	Party Changes	176	1,369	109	228	6	1,888
	Cancellations	29	278	2	48		357
	TOTALS	2,688	24,799	568	6,438	48	34,541

W A R D 1	Transaction Type	REP	DEM	STD	N-P	OTH	TOTALS
	New Registrants	200	2,657	60	890	7	3,814
	Reinstatements	38	162	7	131		338
	Address Changes	35	609	8	84	1	737
	Name Changes	1	7	1	3		12
	Party Changes	13	127	12	38	2	192
	Cancellations	4	42		5		51
	TOTALS	291	3,604	88	1,151	10	5,144

W A R D 2	Transaction Type	REP	DEM	STD	N-P	OTH	TOTALS
	New Registrants	551	2,426	37	1,165	7	4,186
	Reinstatements	63	146	5	90	2	306
	Address Changes	75	541	8	94	3	721
	Name Changes	2	9	2	4		17
	Party Changes	27	136	8	43		214
	Cancellations	4	40		9		53
	TOTALS	722	3,298	60	1,405	12	5,497

W A R D 3	Transaction Type	REP	DEM	STD	N-P	OTH	TOTALS
	New Registrants	560	1,919	22	1,041	7	3,549
	Reinstatements	78	107	2	92		279
	Address Changes	91	414	3	91		599
	Name Changes	1	9		2		12
	Party Changes	15	78	1	32	2	128
	Cancellations	14	45	1	11		71
	TOTALS	759	2,572	29	1,269	9	4,638

W A R D 4	Transaction Type	REP	DEM	STD	N-P	OTH	TOTALS
	New Registrants	127	3,014	45	352	1	3,539
	Reinstatements	18	183	8	87	2	298
	Address Changes	39	1,679	6	38		1,762
	Name Changes	1	113		1		115
	Party Changes	42	374	27	16	1	460
	Cancellations	1	40		9		50
	TOTALS	228	5,403	86	503	4	6,224

D.C. BOARD OF ELECTIONS AND ETHICS
Data Systems Branch
MONTHLY REPORT OF VOTER REGISTRATION STATISTICS

NUMBER OF TRANSACTIONS BY TYPE

(Continued)

For Period Ended: Close of Registration

W A R D 5	Transaction Type	REP	DEM	STD	N-P	OTH	TOTALS
	New Registrants	63	1,498	45	372		1,978
	Reinstatements	6	137	10	120	2	275
	Address Changes	11	346	1	37		395
	Name Changes		13				13
	Party Changes	19	95	12	24	1	151
	Cancellations		32	1	7		40
	TOTALS	99	2,121	69	560	3	2,852
W A R D 6	Transaction Type	REP	DEM	STD	N-P	OTH	TOTALS
	New Registrants	254	2,057	61	528	5	2,905
	Reinstatements	49	147	7	60	1	264
	Address Changes	39	514	10	62		625
	Name Changes	1	6		1		8
	Party Changes	26	133	18	24		201
	Cancellations	3	30		4		37
	TOTALS	372	2,887	96	679	6	4,040
W A R D 7	Transaction Type	REP	DEM	STD	N-P	OTH	TOTALS
	New Registrants	63	1,453	38	248	2	1,804
	Reinstatements	1	151	7	111	2	272
	Address Changes	13	410	5	24		452
	Name Changes		13				13
	Party Changes	13	139	11	32		195
	Cancellations	2	29		1		32
	TOTALS	92	2,195	61	416	4	2,768
W A R D 8	Transaction Type	REP	DEM	STD	N-P	OTH	TOTALS
	New Registrants	86	1,734	46	288		2,154
	Reinstatements	6	176	8	111		301
	Address Changes	11	490	5	35		541
	Name Changes		12				12
	Party Changes	21	287	20	19		347
	Cancellations	1	20		2		23
	TOTALS	125	2,719	79	455		3,378

D.C. BOARD OF ELECTIONS AND ETHICS
 Data Systems Branch
MONTHLY REPORT OF VOTER REGISTRATION STATISTICS

ACTIVITIES SUMMARY

For Period Ended: Close of Registration

Transaction Type	REP	DEM	STD	N-P	OTH	TOTALS
STARTING COUNT	26,592	244,901	3,262	40,086	207	315,048
New Registrants	+1,904	+16,758	+354	+4,884	+29	+23,929
Reinstatements	+259	+1,209	+54	+802	+9	+2,333
Party Changes - NET	-182	+984	-4	-799	+1	-0-
Cancellations	-29	-278	-2	-48	-0-	-357
Net Changes for Period	+1,952	+18,673	+402	+4,839	+39	+25,905
ENDING COUNT	28,544	263,574	3,664	44,925	246	340,953