


Date Printed: 11/03/2008

JTS Box Number: IFES_8
Tab Number: 7
Document Title: Republic of Moldova: Parliamentary
Elections: March 22, 1998 (book)
Document Date: 1998
Document Country: Moldova
IFES ID: R01758



* E 1 A 9 2 D E 7 - B 0 5 7 - 4 2 5 6 - 9 9 3 6 - 5 9 3 2 E 5 D 3 0 E 6 B *


INTERNATIONAL FOUNDATION FOR ELECTION SYSTEMS



Republic of Moldova

Parliamentary Elections

March 22, 1998



IFES edition



This project was made possible
by a grant from the U.S. Agency
for International Development.

This material is in the public domain and may be reproduced without permission. Citation of the source is welcomed and appreciated.

ACKNOWLEDGMENTS

IFES Moldova would like to thank the following people for their important contributions: Mr. Paul S. DeGregorio (Director of Outreach Development, University of Missouri St. Louis, USA), Daniel Finn (IFES Legal Consultant) for reviewing the manuscript and suggesting improvements and Ms. Katja Stenghelin (Director of Studies, Open World House English School, Republic of Moldova) for final proofreading.

The data processing program package for the Central Electoral Commission and computerized preparation and publishing of this brochure was carried out by TISH Ltd, Director Valeriu Rusnac.

Design by Oleg Usatâi

© TISH Ltd., Chişinău, 1998

CONTENTS

CHAPTER 1

**ELECTION-RELATED LEGISLATION AND
DOCUMENTATION**

1

CHAPTER 2

**DOCUMENTS OF THE CENTRAL ELECTORAL
COMMISSION**

2

CHAPTER 3

**RESULTS OF THE ELECTION IN THE REPUBLIC,
DISTRICTS AND LOCALITIES**

3

CHAPTER 4

**THE CONSTITUTIONAL COURT'S RESOLUTION ON
THE RESULTS**

4

CONTENTS OF CHAPTER 1 ELECTION-RELATED LEGISLATION AND DOCUMENTATION

- 1-3 **ELECTORAL CODE (EXTRACT)**
Adopted November 21, 1997, No 1381-XIII
- 1-34 **RESOLUTION OF THE PARLAMENT OF THE REPUBLIC OF MOLDOVA
REGARDING THE CONFIRMATION OF THE CENTRAL ELECTORAL
COMMISSION MEMBERSHIP**
Adopted December 16, 1997, No 1405-XIII

1

ELECTORAL CODE

(EXTRACT)

The will of the people is the foundation of the state's power.

This will is expressed by free elections which are conducted periodically based on an universal, equal, direct, secret and freely expressed vote.

The state guarantees the expression of a citizen's free will by defending the democratic principles and the norms of electoral laws.

This Code establishes the method of organizing and conducting elections of the Parliament of the Republic of Moldova, the President of the Republic of Moldova and the local public administrative bodies, and organizing and conducting referenda.

Parliament adopts this Code.

1

TITLE I. GENERAL PROVISIONS

CHAPTER 1. GENERAL DEFINITIONS AND PRINCIPLES

Article 1. General Definitions Used in This Code

For purposes of this Code, the following terms have the indicated meanings:

"Electoral poster" refers to electoral appeals, statements, photos and other materials of electoral candidates, used for purposes of electoral propaganda.

"Pre-election propaganda" refers to the preparation and distribution of information seeking to determine the voters to vote for one or another electoral candidate.

"Voter" refers to a citizen of the Republic of Moldova eligible to vote.

"Election" unless specified otherwise, refers to the election in the Republic of Moldova of deputies in Parliament, the office of President or at the level of local public administration, or

conducting a referendum. It also stands for the actions of citizens, parties, socio-political organizations, electoral blocs, electoral associations and state organs for the preparation of voter rolls, the nomination and registration of candidates, pre-election campaigning, voting and the tabulation of results, as well as for other election related actions under current laws.

"General elections" refers to any type of elections conducted within one day - Sunday, or any other day indicated in the decree establishing the date of elections, throughout the entire territory of the republic.

"Electoral bloc" refers to voluntary union of two or more parties and/or socio-political organizations registered with the Central Electoral Commission for joint participation in the elections.

"Electoral campaign" refers to the time period commencing for each electoral candidate on the day he is registered with the Central Electoral Commission or district electoral council, and ending on the day of his exclusion or the day of elections.

"Candidate" refers to an individual running for an eligible public position on behalf of parties, socio-political organizations and electoral blocs, or irrespective of these.

"Independent candidate" refers to an individual proposing his candidacy for an eligible public position, independently of parties, socio-political organizations and electoral blocs.

"District" refers to an administrative electoral unit where elections and referenda are organized and conducted.

"Electoral contestants" refers:

- in a Presidential election, to candidates for the position of President, registered by the Central Electoral Commission;
- in a Parliamentary election, to independent candidates, as well as parties, socio-political organizations and electoral blocs whose lists of candidates have been registered by the Central Electoral Commission;
- in the case of elections for positions in local public administration, to individuals running for the position of mayor or independent candidates, parties, socio-political organizations, and electoral blocs registered by the respective district electoral councils.

"Central Electoral Commission" refers to the commission of the same name which operates continuously under this Code.

"Voting rights" refers to a citizen's constitutional right to elect, be elected and vote with respect to the most important issues of the state and society (of general and/or local interest).

"List of candidates" refers to the list of candidates proposed by parties, socio-political organizations and/or electoral blocs for participation in the election.

"Voter rolls" refers to the lists of citizens with the right to vote residing within the territory of a precinct.

"Petition" refers to the list of signatures collected in support of candidates or to initiate a referendum.

"Locality" herein refers to the territorial-administrative units, organized according to current laws (districts, municipalities, cities, villages (communes) and territorial-administrative units with special status).

"Electoral bodies" shall refer to bodies that organize the election of deputies in Parliament, the office of President or at the level of local public administration and referenda.

"Socio-political organizations" refers to parties, fronts, leagues, political and people's movements, registered under current laws on parties and socio-political organizations.

"Parties" shall refer to voluntary citizen organizations, organized and registered according to the law on parties and other socio-political organizations.

An *"electoral period"* refers to the time period commencing with the day the date of elections is officially announced and ending on the day the election results are confirmed by the relevant bodies.

"Persons entitled to assist at the electoral procedures" refers to observers of the electoral candidates at precincts, foreign observers accredited by the Ministry of Foreign Affairs, observers accredited by the Central Electoral Commission, as well as representatives of mass media.

"Referendum" refers to the vote of the people with respect to the major issues of state and society as a whole, aiming at their solution, as well as to citizen consultation on local issues of special interest.

Article 2. Principles of the Participation in Elections

- (1) Citizens of the Republic of Moldova participate in elections on the basis of universal, equal and direct suffrage, with free and secret voting.
- (2) Participation in elections is based on a citizen's free will. No one can exercise any influence on a voter to motivate him to participate or not in the elections, or on the expression of a voter's free will.

(3) Citizens of the Republic of Moldova residing outside the country shall enjoy full voting rights under this Code. Representatives of diplomatic and consular missions shall be obliged to help these citizens exercise their voting rights.

Article 3. Universality of Voting

Citizens of the Republic of Moldova have the right to elect and be elected irrespective of race, nationality, ethnic origin, language, religion, gender, opinion, political affiliation, property or social origin.

Article 4. Equality of Voting

Each voter has one vote in one election. All votes have equal legal effect.

Article 5. Direct Voting

A voter votes in elections on his own. Voting on behalf of other individuals is prohibited.

Article 6. Secret Voting

Voting in elections or referenda is secret. The possibility of control of a voter's will shall be excluded.

Article 7. Free Voting

No one has the right to exert any pressure on a voter to make him vote or not, nor to prevent him from expressing his will.

Article 8. Election Day

Elections are held on one day, on a Sunday, or any other day indicated in the decree establishing the date of elections, throughout the entire territory of the Republic or in the respective area.

Article 9. Place to Exercise the Voting Right

The voting right shall be exercised in the area where the voter has his permanent residence, unless otherwise stipulated in this Code.

Article 10. Voting for One Electoral Candidate

An individual votes for one electoral candidate in an election, and expresses one will with respect to each question in a referendum.

CHAPTER 2. THE RIGHT TO ELECT AND BE ELECTED. LIMITATIONS

Article 11. The Right to Elect

Citizens of the Republic of Moldova who, by the day of the elections, have reached the age of 18, have the right to vote in elections in the Republic of Moldova, except for those deprived of this right.

Article 12. The Right to Be Elected

Citizens of the Republic of Moldova eligible to vote and meeting the requirements set forth in this Code have the right to be elected.

Article 13. Limitations

- (1) The following individuals cannot vote:
 - a) those who do not meet the requirements specified in Article 11;
 - b) those declared incompetent or deprived of their voting rights by a final decision of a court of law;
 - c) those sentenced to incarceration by a final decision of a court of law.
- (2) The following individuals cannot be elected:
 - a) military personnel in active service;
 - b) those who are incompatible under current laws, until the expiration of their incompatibility;
 - c) those who do not meet the requirements of paragraph (1) of this Article.
- (3) If a candidate is incompatible with the position he is running for, he shall suspend his activities in the relevant position, for the election period.

TITLE II. GENERAL PRINCIPLES

CHAPTER 3. ELECTORAL BODIES

1

Article 14. The System of Electoral Bodies

- (1) In order to organize and conduct elections, the following shall be established:
 - a) Central Electoral Commission (permanent);
 - b) District Electoral Councils;
 - c) Precinct Electoral Bureaus.

Article 15. The Representation in Electoral Bodies

- (1) Electoral candidates may appoint to electoral bodies one member-representative entitled to a consultative vote.
- (2) Members representing electoral candidates shall be confirmed by the electoral bodies within 3 days; in case they are not accepted, they shall receive a written answer indicating the grounds for doing so.
- (3) In the event electoral blocs have been formed, after nomination of their representatives to relevant bodies, the representative members shall be recalled from the Electoral Commission, except for one member, by a decision of this bloc's leadership. If the leadership of the electoral bloc has not taken these actions within three days of the day of joining the bloc, the electoral bodies shall suspend representatives subject to recall. Electoral candidate adhering to an already existent electoral bloc shall recall the representative member from the electoral bodies.

SECTION I. Central Electoral Commission

Article 16. Formation of the Central Electoral Commission

- (1) The Central Electoral Commission is a state body established to organize and conduct elections.
- (2) The Central Electoral Commission, composed of nine individuals, shall be confirmed by Parliament. Parliament, the President of the Republic of Moldova (Government), and the Supreme Council of Magistracy each appoint three members.
- (3) The Central Electoral Commission shall conduct its activity in compliance with the Constitution, this Code and the commission's regulation, approved by its ruling.
- (4) The Central Electoral Commission is a legal entity, with its own budget, bank account, and seal representing the state esutcheon.

Article 17. Composition and Mandate of the Central Electoral Commission

- (1) The members of the Commission shall elect by a majority vote of its members, from among themselves, a Commission Chairperson, Deputy Chairperson and a Secretary. The results of the vote shall be entered in the record, which shall be signed by all participants in the vote. Re-election for these positions with the Commission may be initiated by no less than one third of the members of the commission entitled to a deliberative vote. The relevant

decision shall be adopted by the vote of two thirds of its members.

- (2) If the candidate for the position of Chairperson, Vice-chairperson or Secretary of the Commission did not receive a majority of votes, another round of elections shall be organized in which the members that were nominated for the same position in the previous round may participate.
- (3) The Chairperson, Vice-Chairperson and Secretary of the commission shall work on a permanent basis. Other members of the Commission shall be summoned by the Chairperson upon a case-by-case basis.
- (4) Upon vacancy of one of the positions mentioned in paragraph (1), it shall be filled pursuant to the same procedures as in the case of elections.
- (5) Within two days of the date of its establishment, the Central Electoral Commission shall make public its composition, the location of its office and the means of contacting it.
- (6) The mandate of the Central Electoral Commission is six years. Upon expiration of the mandate, the composition of the Commission may be changed. The same persons may be proposed for another term, but for no more than two consecutive terms.

Article 18. Sessions and Decisions of the Central Electoral Commission

- (1) The sessions of the Central Electoral Commission shall be deliberative provided that the majority of its members entitled to a deliberative vote participate.
- (2) The Central Electoral Commission shall adopt resolutions by a vote of the majority of its members entitled to a deliberative vote.

Article 19. Status of Central Electoral Commission Members

- (1) Members of the Central Electoral Commission shall be of outstanding character

and have an exceptionally high reputation for personal integrity and professional aptitude to exercise electoral activities.

- (2) Members of the Commission entitled to a deliberative vote:
 - a) may not be members of any political party or socio-political organization that has the right to nominate candidates for public office;
 - b) may not engage in political activities;
 - c) cannot state support for or against electoral candidates;
 - d) cannot make any kind of contribution to activities held by the latter, except in cases provided for by this Code.

Article 20. Recall of Central Electoral Commission Members

- (1) In the event a member of the Commission engages in an activity described in paragraph (2) of Article 2 or acts in a method incompatible with his quality of membership, he may be recalled.
- (2) The institution who proposed this member or these members of the Central Electoral Commission may request the Supreme Court of Justice to recall them.
- (3) Based on the Supreme Court's resolution with respect to the recall, the institution that proposed the candidates recalls the appointed members and within ten days proposes new candidates to fill the vacant positions.

Article 21. Release from Other Responsibilities. Compensation

- (1) Members of the Central Electoral Commission not working on a permanent basis shall be released from their professional duties for the duration of the electoral period.
- (2) The positions of Chairperson, Vice-chairperson and Secretary of the Central Electoral Commission shall be regarded as pub-

1

lic positions of the first level, whereas members of the Commission entitled to a deliberative vote, released from their basic place of work — as public positions of the second level.

- (3) The members of the Commission shall be paid according to the level of their position, but not less than their regular payment at their basic place of work taking into account profits, indemnities and remunerations. Members not working on a permanent basis, for the period they are released from their basic place of work, shall receive 25% extra payment.

Article 22. Responsibilities of the Central Electoral Commission.

The Central Electoral Commission shall:

- (a) study the administration of elections with an eye toward improving election law and procedures;
- (b) make recommendations to the Government and Parliament concerning the desirability of changes in election law;
- (c) develop and implement regulations meant to improve election procedures and practices;
- (d) keep a roster of suitably-qualified personnel for appointment to positions in the District Electoral Councils and Precinct Electoral Bureaus;
- (e) set up District Electoral Councils and Precinct Electoral Bureaus for partial elections to local councils or for the position of mayor;
- (f) cooperate with the following during the electoral period:
- The Ministry of the Interior with respect to establishing security procedures to protect voting places and materials;
 - State enterprises and other organizations with respect to future contracts for services such as ballot printing and furnishing of supplies;
 - The Media and social organizations on civic education, voter information, and coverage of the election process.
- (g) analyze the structure of electoral districts, in terms of the existing structure of administrative-territorial units of the Republic;
- (h) implement programs of civic education during the period between elections;
- (i) prepare for the implementation of voter information programs immediately prior to and during electoral periods;
- (j) provide information to media concerning elections and the administrative practices used in this respect;
- (k) report on an annual basis to Parliament and when specifically requested to the President, Government or Parliament;
- (l) communicate with the press and the public concerning election matters;
- (m) conduct liaison with political parties and socio-political organizations entitled to put forward candidates for nomination to political office, to improve their understanding of the election system and enhance their ability to participate fully and fairly in the election process;
- (n) consult with other indigenous non-governmental organizations which have an interest in exercising civic functions with respect to elections;
- (o) arrange for training courses and seminars for persons qualified to participate in the election process as members of a District Electoral Councils or Precinct Electoral Bureaus, as representatives of political parties, or socio-political organizations, as potential candidates, as officers in the apparatus or members of the support group;
- (p) investigate abuses of the election system, including allegations of fraud perpetrated in connection with past elections or current elections; notify the public authorities of the necessity to solve certain issues under current laws;

- (q) verify voter rolls yearly (after January 1), requesting the required data from the public administrative bodies.

Article 23. Apparatus of the Central Electoral Commission

- (1) The Central Electoral Commission may be assisted by an apparatus whose staff shall be appointed by the Government at the recommendation of the Central Electoral Commission. Officers of the apparatus shall be hired by resolution of the Commission. Three officers of the apparatus, nominated by the Commission, shall work on a permanent basis, whereas the rest of the officers shall be summoned for the electoral period, and shall be released from their professional duties for the duration of the electoral period.
- (2) The salaries and expenses of the Central Electoral Commission apparatus shall be paid by the Commission from its budget. The salary of an apparatus officer shall be equal to one of second level public officer, but not lower than the salary paid at the previous permanent place of work, taking into account profits, indemnities and remunerations. Equivalence with definite positions shall be determined by the Central Electoral Commission. Members not working on a permanent basis, shall receive 25% extra payment for the period they are released from their basic place of work.

Article 24. Funding of Central Electoral Commission Activity

Funds for Central Electoral Commission operations shall be provided by the State budget. Each year, at a time determined by the Government, the Commission shall submit a budget request to the Government, for inclusion in the state budget draft. The request shall include reasonable specifications concerning activities the Commission intends to undertake during the course of the upcoming fiscal year.

Article 25. Meetings and Operations of the Central Electoral Commission

- (1) Meetings of the Commission may be called by the Chairperson or upon request of a majority of its members. In the event a meeting is requested by a majority of the members, the decision to convene the meeting shall be made within 48 hours of submission of the request.
- (2) All meetings at which the Commission discusses electoral matters, including meetings at which the Commission is called upon to make a decision about election issues, shall be open to the press, and also to the public to the extent that space permits. Meetings of the Commission shall be held only after 48 hours public notice has been given, except for meetings during electoral periods, in which case less notice may be given if the matter to be discussed needs urgent consideration.
- (3) The Central Electoral Commission shall ensure that election operations are conducted in an open manner enabling the press and public to follow and understand what is being done and why.

Article 26. Responsibilities of the Central Electoral Commission during the Electoral Campaign

- (1) The Central Electoral Commission shall have the following responsibilities with respect to elections conducted under this Code:
- a) coordinate the activity of all electoral bodies to prepare and conduct elections, according to this Code;
 - b) oversee the implementation of this Code's provisions and other laws that affect the conduct of elections;
 - c) establish and supervise the activity of district electoral councils;
 - d) register electoral candidates and their trustees in the event of parliamentary or presidential elections;



- 1**
- e) distribute funds allotted for conducting elections; oversee the provision of electoral councils and bureaus with offices, transportation and telecommunication; and deal with other issues of technical and material support for elections;
 - f) establish the form of ballots and voter rolls, the records of meetings of the electoral councils and bureaus and other documents for conducting elections; and design voting boxes and stamps for the electoral councils and bureaus;
 - g) receive and consider communications from state and public bodies on issues concerning the preparation and conduct of elections;
 - h) resolve issues regarding participation in elections of those citizens outside the country at the time of voting;
 - i) sum up the results of the elections in the entire country and, if necessary, prepare a report on the results of the elections in the Republic of Moldova to be submitted to the Constitutional Court;
 - j) develop and issue regulations and directives concerning operations of district electoral councils and precinct electoral bureaus, election procedures, and technical and administrative matters;
 - k) provide training for election workers and election information for voters;
 - l) consider statements and complaints regarding decisions and actions of district electoral councils and precinct electoral bureaus and issue decisions regarding them;
 - m) issue decisions regarding the release of members not working on a permanent basis from their basic place of work;
 - n) organize the conduct of a second round of elections, repeat, new or partial elections, pursuant to the provisions of this Code;
 - o) gather information about citizen participation in elections, sum up preliminary results and other electoral information.

- (2) During the electoral campaign, the Central Electoral Commission can exercise full authority even if the member-representatives entitled to a consultative vote have not been appointed to the Commission yet.

SECTION II.

District Electoral Councils

Article 27. Formation of District Electoral Councils

- (1) District electoral councils shall be formed by decisions of the Central Electoral Commission no later than 65 days before the election day.
- (2) Each district electoral council shall consist of 7–11 members, including one judge of the district law court and no less than three college graduates in Law.
- (3) In the event of local elections and referendum, the village and town district electoral council shall be established based on recommendations of the relevant local councils (mayoralties), in the event there is none, at the initiative of the Central Electoral Commission. If possible, at least one college graduate in Law shall be included.
- (4) Candidacies for membership in the district electoral council shall be proposed by judges of local law-courts and local councils (mayoralties), or on the basis of the Central Electoral Commission's roster of suitably-qualified personnel. Members of an electoral council may not be councillors of local councils.
- (5) District electoral councils, within three days of their formation, shall elect by a secret vote from among their members a Chairperson, Vice-Chairperson and Secretary. The district electoral council shall promptly notify the Central Electoral Commission of the results of these proceedings.
- (6) Within two days of the date of its formation, the district electoral council shall

make public the names of their members, the location of their office, and the means of contacting them.

- (7) A district electoral council may adopt decisions by majority vote of its members entitled to a deliberative vote.
- (8) District electoral council shall be assisted by an apparatus whose personnel shall be approved by the Central Electoral Commission, at the recommendation of the district electoral council.

Article 28. Responsibilities of District Electoral Council

District electoral councils shall have the following responsibilities:

- a) oversee the execution of this Code and other laws affecting the conduct of elections;
- b) supervise the activity of precinct electoral bureaus; train their members, promote the technique of voting and the importance of the vote;
- c) distribute allotted financial funds among precinct electoral bureaus;
- d) receive and examine communications of local public administrative bodies and directors of state entities regarding the preparation and conduct of elections;
- e) exercise control over the timely determination and review of voter rolls;
- f) ensure precinct electoral bureaus with a supply of forms for voters lists, protocols and ballots;
- g) register and publish lists of candidates proposed by parties and other socio-political organizations as well information on independent candidates;
- h) sum up the results of the election in the district, submit related documents to the Central Electoral Commission and cause results to be published in the local press;
- i) gather information from the district electoral councils on citizen participation in elections, sum up the preliminary results

of the election and submit them to Central Electoral Commission;

- j) consider statements and complaints made about decisions and actions of precinct electoral bureaus, and make decisions regarding them;
- k) take other actions related to the organization and conduct of elections.

SECTION III.

Precincts and Precinct Electoral Bureaus

Article 29. Establishment of Precincts and Precinct Electoral Bureaus

- (1) To conduct the voting and count the votes, election districts shall be divided into precincts.
- (2) Precincts will be established by district electoral councils in localities, based on the recommendation of local public administrative bodies no later than 45 days before elections. Each precinct shall have no less than 30 and no more than 3,000 voters.
- (3) Special precincts may also be established at hospitals, sanatoriums, maternity wards, asylums for elderly and dormitories. Such precincts must have no less than 30 voters.
- (4) Military personnel shall vote at general precincts where military units are located.
- (5) Precincts shall also be formed at Moldovan diplomatic and consular missions for workers of these representatives and members of their families, as well as for Moldovan citizens traveling to these countries, regardless of their number. These precincts shall be considered to belong to the election district of the Municipality of Chişinău.
- (6) District electoral council shall number its precincts and make information available about the decisions of each precinct bureau, its size, its address, its polling station location, and its telephone number for additional information.

- 1
- (7) Precincts shall be ordered alphabetically according to the locality where the district council is situated and continuing with those in towns, villages and communes.
 - (8) The mayoralties shall provide data, information and necessary assistance to precinct bureaus to ensure proper fulfillment of the latter of their duties as stipulated in this Code.
 - (9) Precinct electoral bureaus shall be formed no later than 25 days before the election and will consist of 5 -11 members.
 - (10) Members of precinct electoral bureaus shall be proposed by a vote of the local councils. In event the list is not submitted, local electoral council shall propose members of the electoral bureau, within five days of the formation of the precinct.
 - (11) The precinct electoral bureau shall elect, within two days of its formation, from among its members a Chairperson, a Vice-chairperson and a Secretary of the bureau and will immediately notify the district electoral council of its decision.
 - (12) At diplomatic missions and consulates, a Chairperson and a secretary of the precinct shall be elected to conduct voting for workers at these facilities, their families, and citizens of the Republic who are present in the countries in which they are located. At diplomatic missions and consulates with less than three workers, voting shall be done by diplomatic mail, in which case the ballots must be sent to the Central Electoral Commission by election day.
 - (13) To ensure the exercise of the constitutional right to vote, the Central Electoral Commission may form precinct bureaus and precincts in other events as well.
 - (14) Members of a precinct electoral bureau may not be councilors in local councils, party members or member of any other socio-political organization.

Article 30. Responsibilities of Precinct Electoral Bureaus

Precinct electoral bureaus shall have the following responsibilities:

- a) make up lists of voters and provide for their review, ensure integrity of the lists and electoral ballots, and be responsible for their correct and complete development;
- b) consider statements about mistakes in voter lists, make changes in them, and issue certificates of the right to vote to voters who, on election day, will be away from their place of residence;
- c) develop supplementary voter rolls on which the persons who vote based on voting certificates are entered, as well as voters who, for various reasons, were not included on the main lists of voters;
- d) notify the public residing within the precinct of election day and the location of the polling place; prepare the polling station premises for voting and install ballot boxes and booths; and organize voting on the scheduled day in conditions of order and tranquillity;
- e) tabulate the results of the elections in the precinct, complete the protocols, and convey them along with all ballots to the district electoral council;
- f) consider requests and complaints regarding issues concerning the preparation for the elections and the organization of the voting, and make decisions regarding them which shall be attached to the bureau's protocols;
- g) convey to the district electoral council data regarding citizens' participation in elections, as well as data required for tabulation of the preliminary results of the elections;
- h) exercise other authority in keeping with this law.

SECTION IV.

Support and Activity of Electoral Councils and Bureaus, Modification of their Composition and their Termination**Article 31. Assistance to Electoral Councils and Bureaus**

- (1) Public bodies, enterprises, organizations and institutions, official persons, parties and other social political organizations and their organs shall be obliged to provide support to electoral councils and bureaus in fulfilling their duties and supply information and materials necessary for their activity.
- (2) In matters relating to the preparation and conduct of elections, an electoral council may address requests to public bodies, enterprises, organizations and institutions, official persons, parties and other social political organizations and their organs which shall consider the matter and respond within three days of receiving the request, but no latter than election day.

Article 32. Organization of the Activity of Electoral Council

- (1) Meetings of electoral councils during elections in the Republic of Moldova shall be called and convened by the Chairperson, and, in case of his absence and at his request, by the Vice-chairperson. In addition, a meeting may be called at the request of at least one-third of the voting members of the councils and bureaus.
- (2) A quorum for the conduct of business at a meeting of an electoral council and bureau shall be 50%+1 of its voting members. All decisions of electoral councils and bureaus shall be taken in an open meeting based on a vote supported by a majority of its members. In the event of a tie vote, the Chairperson's vote shall decide. Members of the councils and bureaus who do not agree with the adopted deci-

sions have the right to put in writing their own opinion, which shall be attached to the record of the meeting.

- (3) The decisions of electoral council adopted within the scope of their authority must be complied with by all public bodies, enterprises, institutions, parties and socio-political organizations and all citizens.
- (4) By the resolution of the Central Electoral Commission, some members of electoral councils and bureaus may be released from their normal professional duties during the entire electoral period or a portion thereof. Such individuals shall receive from the electoral fund a wage which is 25% greater than the average monthly wage at their normal place of employment, taking into account profits, indemnities and remunerations. For individuals not receiving wages, the salary shall be no less than an average monthly wage for the republic.
- (5) A member of an electoral council and bureau may not campaign for or against candidates for office; engage in any other political activity on behalf of any electoral candidate; be affiliated with any of them; make any financial or other contribution, directly or indirectly, to any party, socio-political organization or electoral bloc; or be related by blood or by law to a candidate in election.

Article 33. Changes in the Membership of Electoral Councils and Bureaus

- (1) The membership in the electoral council or bureau ceases:
 - a) at its own request;
 - b) upon being recalled.
- (2) The organization and the electoral candidate who has nominated or has appointed the person to the electoral council or bureau shall have the right to recall the member.
- (3) If a member leaves or resigns from the electoral council or bureau for the elec-



tions in the Republic of Moldova, a replacement can be nominated or appointed in the same manner established by this Code.

Article 34. Termination of Electoral Councils and Bureaus

- (1) Electoral councils and bureaus established under this Code shall terminate their activities and be dissolved by resolution of the Central Electoral Commission, as soon as practicable after the elections for which they were formed are concluded.
- (2) Ordinarily, district electoral councils and precinct electoral bureaus shall cease to exist as soon as the Central Electoral Commission (or a relevant district electoral council) certifies the results of the elections and makes them public.
- (3) As soon as the main business of electoral councils or bureaus are concluded, but before they are dissolved pursuant to the preceding subsections of this Article, those members of the councils and bureau receiving compensation for their services shall cease to do so, and should return to their normal employment, unless the council or the bureau determines that some or all of them should continue to work on a paid or full-time basis. This subsection's provisions shall not apply to members of the Central Electoral Commission which operate on a permanent basis.

CHAPTER 4. MATERIAL SUPPORT OF ELECTIONS

Article 35. Supply of Materials Necessary for Conducting Elections

- (1) Expenses connected with the preparation and conduct of elections in the Republic of Moldova shall be borne by the State.
- (2) The amount of these expenses shall be established by the Parliament within the

limits of the provisions of the law on the state budget for the year when the elections are announced and conducted. The proposed amount to be spent shall be determined by the Central Electoral Commission and submitted to the Government. The Government shall examine it and then present it to Parliament for consideration. In the event that the expenses are not foreseen for the current year, their amount shall be established by Parliament, at the proposal of the Central Electoral Commission.

- (3) As soon as possible after the conclusion of the election, the Central Electoral Commission shall submit to Parliament a report on the management of the allotted sum along with the obligatory statement of the Court of Accounts.
- (4) Funds not used shall be transferred back to the state budget.
- (5) The method of distribution and spending of funds, as well as the method of publication of the final expense report, shall be established by the Central Electoral Commission under the conditions provided for by this Code.
- (6) Public authorities, enterprises, institutions and organizations shall make available office space and equipment necessary for elections for use by electoral councils.
- (7) State mass media shall, free of charge, publish statements and materials presented by the electoral councils; electoral programs of electoral candidates and other election-related materials, including materials designed for civic education or voter information purposes.

Article 36. Prohibition of Foreign Support to Electoral Campaign

- (1) Direct or indirect funding and material support of any kind for the electoral nomination or campaign of a candidate in an election by foreign countries, international or joint enterprises, institutions, orga-

nizations, including banks, is prohibited, as is funding or support by persons who are not citizens of the Republic of Moldova. Such funds shall be transferred to the state budget.

- (2) In the event that a candidate in an election receives undeclared funds from abroad or has knowingly used such funds, the Central Electoral Commission shall ask the Supreme Court to suspend the registration of the candidate. The Supreme Court shall examine the complaint and render its judgment within five days, but no later than election day.

Article 37. Material Support of Electoral Campaigns by the State

- (1) Electoral candidates may receive interest free loans from the state. The amount of the loans shall be established by the Central Electoral Commission.
- (2) Loans from the state budget can be received by the agency of a financial agent only, appointed for this purpose by the candidate. Financial agents shall be natural or juristic persons, registered with the Ministry of Finance. They shall share all responsibilities with the candidates who appointed them.
- (3) Loans received from the state shall be paid fully or partially by the state depending on the total number of votes received by the electoral candidate in the respective district. The sum to be paid shall be established by dividing the sum of the credit by the number of voters who participated in the elections and then multiplying it by the number of valid votes cast for the candidate.
- (4) Electoral candidates who do not receive at least four percent of the valid votes cast in the election throughout the Republic, or in the relevant district, including the independent candidates who were not elected, shall pay back loans from the state within two months of the conclusion of

voting. Other electoral candidates shall pay the loans within four months.

Article 38. Conditions and Method of Support for Electoral Campaigns

- (1) Direct or indirect financing and material support in any form for the electoral campaign of a candidate in an election by natural and legal entities may be used only under the following conditions:
- a) financial or other support for the candidates nominated in an election, within one month of the announcement of the campaign period, is first announced in the press, including a newspaper of republic-wide circulation in the case of a proposed candidate for President of the Republic and candidates or lists of candidates in an election for Parliament, or a newspaper with regional circulation in the appropriate district, in the case of proposed independent candidates or lists of candidates in local elections;
 - b) after the appropriate electoral council is formed, electoral candidates shall also report any funds or other support they obtain from the sources described in this Article to that council, prior to making use of them.
- (2) Candidates in elections shall open a bank account which will be specified as an "Electoral Account", to which the participants shall transfer their own money, funds granted by local, natural and legal entities. These funds may only be transferred into the account with the candidate's prior consent. The ceiling of funds to be wired to the electoral accounts shall be established by the Central Electoral Commission.
- (3) The bank will notify the appropriate council of the funds transferred to a participant's account within 24 hours from the day of the transfer. To check the sources of income, the accuracy of the record and spending of funds by candidates, the Central Electoral Commission or the precinct

electoral council may request that the Court of Accounts or the Fiscal Inspector review the accuracy of bookkeeping and usage of these funds.

- (4) The appropriate electoral council shall maintain a file of all notifications received under this Article, and make the file available to the public for inspection. In addition, the council shall compile this information on a weekly basis and issue a weekly report on the amount of contributions received by each candidate in an election, and the nature of the sources from which they were received. The Council shall release its final pre-election report two days prior to election day, and shall also prepare a final report compiling all the information it has received concerning the amount and sources of contributions to the candidates in an election.

CHAPTER 5. VOTER ROLLS

Article 39. Voter Rolls

- (1) Voter rolls of the precinct will be developed by the respective precinct electoral bureau and the mayoralty. After being developed, the rolls will be checked with voters who are on the lists, at their domicile. Then the rolls will be signed by the mayor and made public no later than 20 days before election day.
- (2) The voter rolls will include the voter's last name and first name, year of birth, place of residence, and type and number of the voter's identification document. The order on the lists shall be established by the mayor.
- (3) Voter rolls of citizens in the military residing in military units, and their family members, will be compiled on the basis of data submitted by the head of the military unit. Military personnel residing outside military bases, and their family members, shall be included on the voter rolls at their places of residence.

- (4) Voter rolls for electoral precincts constituted in rest houses and resorts, hospitals and other curative institutions shall be compiled on the basis of data presented by the heads of the above-mentioned institutions. The precinct electoral bureaus shall verify this information at the residence of voters.
- (5) Voter rolls for electoral precincts constituted outside the Republic of Moldova shall be compiled on the basis of data collected by heads of diplomatic missions and consular offices who operate on the soil of the respective countries.
- (6) A voter may be included on only one voter roll and at only one electoral precinct, based on the address indicated in his residence visa.
- (7) In the event that the voter changes his residence in the period between the day of determining the rolls and election day, the precinct bureaus, at the voter's request and upon the presentation of his passport or some other form of identification, shall issue the voter a voting right certificate. The voter who receives such a certificate shall confirm it by signing the voter list next to his name.

Article 40. Review of Voter Rolls

- (1) Twenty days before elections the voter roll shall be submitted to the precinct electoral bureaus and made available for inspection in a public place within the precinct. The mayoralty shall keep a copy of the list. No less than ten days prior to elections, voters shall be notified of the location of the precinct at which they must vote.
- (2) Citizens shall be provided with an opportunity to become familiar with the voter rolls and to verify the accuracy of their compilation. They have the right to appeal the failure of their own names to be included on the list, or other incorrect inclusions or exclusions from the lists, as well as mistakes made in indicating data on voters.

CHAPTER 6. NOMINATION OF CANDIDATES

Article 41. Nominating Candidates

- (1) The process of nominating candidates for office commences as soon as the election is announced and ends forty days before election day.
- (2) The following have the right to nominate a candidate for election, provided they fulfill the applicable requirements for nominations:
 - a) Parties and other socio-political organizations announced by the election day, are registered in accordance with their statutes and current legislation;
 - b) Electoral blocs formed on the basis of decisions adopted according to the statutes of parties and other socio-political organizations, registered within 15 days of their formation — or, if they were formed prior to the election period, within 15 days of the commencement of that period — with the Central Electoral Commission, and shall meet any other applicable requirements under this Code;
 - c) Citizens of the Republic of Moldova, either on their own behalf (independent candidates) or on behalf of others.
- (3) Nominating petitions on behalf of candidates shall be submitted to the appropriate electoral council, as follows:
 - a) Petitions to nominate candidates for the office of President of the Republic and deputies in Parliament shall be submitted to the Central Electoral Commission;
 - b) Petitions to nominate candidates for local office (mayor or council member) shall be submitted to district electoral councils.
- (4) Only members of the citizen initiative group nominating and/or supporting the independent candidates, trustees, as well as the members of the initiative group for initiating referendum, have the right to collect signatures.
- (5) Petitions for collecting signatures in support of an independent candidate, as well as for initiating a referendum, must contain the last and first name, year of birth, profession, position (occupation), place of work, place of residence and party membership of the candidate, as well as the last and first name, year of birth and place of residence of the voter who collects the signatures. Individual sheets of the petitions shall contain only signatures of voters who live in a single locality.
- (6) Voters who support the candidate or candidates on a list, as well as initiating a referendum shall indicate on the petition their first and last names, year of birth, place of residence, type and number of identification document, date of signing, and signature.
- (7) Each voter may sign the petition of only one candidate or candidate list in any particular election.
- (8) The individual who gathers voters' signatures must sign every sheet of the petition in the presence of the head of the local public administration authority in which territory the signatures were collected. The signature collector at the end of each sheet of names shall introduce an attestation to the effect that the collector personally collected the signatures and confirmed the identity of the persons whose names appear on that sheet. The petition shall be certified on each page with the official stamp of the respective local public administration.

Article 42. Collection of Signatures in Support of a Candidate

- (1) Signatures are collected only in support of an independent candidate or for the holding of a referendum.

Article 43. Submission and Review of Nominating Petitions

- (1) No later than 30 days before the elections, the appropriate electoral council shall be-

gin to review the accuracy of the signature lists that are submitted, in terms of the eligibility of the persons whose names appear on the petitions to vote in the elections, their residence, and the authenticity of their signatures. The petitions shall be verified within five days of the day of submission.

- (2) The council shall inform the submitters of such lists on the results of the council's review and shall announce the total number of names included on the nominating petitions submitted on behalf of each of the nominees for candidacy in the elections, as well as the number of names appearing to be valid.
- (3) Persons collecting signatures for nominating petitions shall be held responsible for the authenticity of the data on petitions.
- (4) Petitions on which names were entered before the official start of the nomination period or petitions which were not signed by the signature collector, or were not certified by the stamp of the local public administrative authority, shall be considered null and void.

Article 44. Registration of Candidates

- (1) To register a candidate for an election, the following documents must be submitted to the relevant electoral councils no later than 30 days before election day:
 - a) an official record of the meeting of the supreme or territorial body of the party, socio-political organization or electoral bloc regarding the nomination of the candidate (list of candidates);
 - b) voter petitions with a sufficient number of signatures in support of the independent candidate;
 - c) biographical data about the candidate;
 - d) the candidate's declaration of commitment to run for the office for which his candidacy is being supported;

- e) a declaration by the candidate stating his income over the two years preceding the election year, and the sources of that income;
- f) a certificate of the candidate's health issued by the medical institution that keeps his health file, for the candidates to Presidency.

- (2) The relevant electoral council shall register candidates for elections within seven days of the date of submission of the documents enumerated in paragraph (1).
- (3) Candidates in an election may not serve on any electoral council or bureau during the period of that election.
- (4) The relevant electoral council shall issue a certificate of candidacy to registered candidates as soon as possible but no later than three days from the day of registration.
- (5) The relevant electoral council shall have published in the state mass media its rulings on whether to register a candidate or list of candidates.
- (6) Upon expiration of the term for registration of candidates, the relevant electoral council shall publish the integral list of candidates that it has registered, providing their names, surnames, locality of residence, political affiliation, professions, and occupations, and the party or socio-political organization, if any, that nominated them.

CHAPTER 7. ELECTORAL CAMPAIGN

Article 45. Trustees of Electoral Candidates

- (1) Candidates in an election may designate trustees in each district. The trustees may assist the candidates in conducting their electoral campaign, campaign for them and represent their interests in relations with public bodies, the voters and electoral councils. The number of trustees for each electoral candidate shall be deter-

mined by the Central Electoral Commission or the district electoral council.

- (2) The candidates shall independently choose their trustees and notify the relevant electoral council, which shall register and certify them.
- (3) For candidates for the position of President of the Republic of Moldova and electoral candidates in parliamentary elections, the Central Electoral Commission shall register the trustees. For candidates for local office (including mayor or a council member), the district electoral council shall register them.
- (4) Candidates in an election may, at any time before the elections, suspend a trustee's authority, and replace him with another person.
- (5) Trustees of candidates shall upon request be granted leave from their normal place of employment, and may not be dismissed or transferred from their usual job responsibilities during the electoral period without their consent.
- (6) Trustees of candidates having public functions may not use public means and goods for electoral campaigns.

Article 46. Guaranteed Rights of Candidates in Elections

- (1) The electoral candidates shall participate in the electoral campaign on an equal basis and have equal access to mass media, including radio and television, financed by the state budget.
- (2) All registered candidates shall be guaranteed equal opportunities for technical and material support and funding of the electoral campaign.
- (3) Candidates shall be relieved from their job duties at their normal place of employment throughout the electoral campaign and shall be paid the average salary at their place of employment from electoral funds allotted by the state.

(4) Registered candidates may use all state-owned means of transportation (except taxi) on the soil of the Republic of Moldova free of charge in the event of presidential and parliamentary elections. In local elections they can do so within the relevant electoral district.

(5) During the electoral period, candidates in elections in the Republic of Moldova may not be fired or transferred to another place of work or position without their consent.

(6) Candidates contesting elections in the Republic of Moldova may not be charged with criminal, administrative or disciplinary violations, arrested, detained or subjected to administrative sanctions, the establishment of which is under jurisdiction of the court, without the consent of the electoral council which registered their candidacy.

(7) Candidates in an election may, at any time before the elections, withdraw their candidacy by addressing in writing a declaration to this effect to the electoral council which registered their candidacy. Candidates in elections may modify the nominating petitions, any time before the date preceding the elections.

(8) If a candidate in an election withdraws his candidacy after ballot-papers have already been printed, the precinct electoral bureau shall stamp "withdrawn" next to his name, on the ballot.

(9) A candidate or organization which has withdrawn a candidacy before the election is obliged to return the material and financial supplies which it was allotted from the state budget to conduct the electoral campaign.

Article 47. Pre-Election Agitation

(1) Citizens of the Republic of Moldova, parties, socio-political organizations, electoral blocs, candidates and trustees of candidates have the right to put forward for free discussion all aspects of the candi-

dates' electoral programs, and the political, professional and personal qualities of the candidates; to campaign for or against candidates in elections at meetings, reunions, meetings with the electorate, using means of mass media and other forms of communication that do not disturb public order.

- (2) Electoral candidates may organize meetings with the electorate. Electoral councils and bureaus and local public administrative bodies shall ensure that the opportunity to organize such meetings is provided on equal terms and conditions.
- (3) After registration of electoral candidates by the relevant electoral council, they shall have the right to post their slogans, which may not run counter to law or ethics.
- (4) The local public administration must, within five days of the registration of the candidate, establish special places for electoral posters. The area provided for electoral posters shall be equal for all candidates.
- (5) Campaign activity on the election day is prohibited.

CHAPTER 8. BALLOT PREPARATION

Article 48. Form of Ballot-Papers

- (1) The design and the text of the electoral ballot for the election of the President of the Republic of Moldova and of Parliament shall be approved by a vote of the Central Electoral Commission. The design of the ballots for local elections shall be approved by the Central Electoral Commission and their text by the relevant district electoral council.
- (2) The ballot shall be divided into as many rectangles as there are electoral candidates. The size of the rectangle must be large enough to include the first and last name, the date of birth, occupation and place of employment of the candidate, as

well as the name of the party, socio-political organization or electoral bloc that nominated the respective candidate list or candidate and the electoral emblem of the candidate. Identical electoral emblems or signs shall be prohibited.

- (3) Electoral candidates shall be entered in the ballot in the order of their registration with the electoral council.
- (4) In the left side of the rectangle there shall be printed the electoral sign or the symbol of the electoral candidate that has nominated the candidate or the electoral sign of the independent candidate at his desire. The electoral signs and symbols shall be presented to the relevant electoral body by the candidates not later than the day of registration of the last candidate.
- (5) On the right of every rectangle, and at an equal distance from the top and bottom margins, a 15 mm diameter circle shall be printed in which the voter draws two crossed lines to select a candidate.
- (6) Electoral ballots shall be drawn up in accordance with the Law of the Republic of Moldova "On the functioning of languages spoken in the Republic of Moldova".
- (7) In the event that several types of elections are held simultaneously, the ballots shall be different colors.

Article 49. Preparation of Ballot-Papers

- (1) Electoral ballots shall be printed on the basis of instructions from responsible electoral bodies. Members of district electoral councils and precinct electoral bureaus may assist at the drafting of voter rolls and at their printing.
- (2) Ballots shall be printed no later than five days prior to elections, in a quantity not to exceed the number of voters in the district, plus five percent.
- (3) Once received from the printer, ballots shall be stored by the district electoral council and delivered to precinct elector-

al bureaus two days before the elections based on an act of delivery:

- (4) The premises on which ballots are stored prior to elections shall be guarded by the police. Only the Chairperson of the relevant district electoral council or of precinct electoral bureau, accompanied by at least two other members of the same council or bureau, shall have access to them during this period.
- (5) Representatives of electoral candidates, as well as any voter, shall have the ability to inspect sample ballots at the district electoral council.
- (6) The ballots for presidential and parliamentary elections shall be delivered to district electoral councils by the Central Electoral Commission five days before the election.

CHAPTER 9. VOTING

Article 50. Time and Place of Voting

Voting is carried out on election day between (7:00 and 21:00). The precinct electoral bureau shall publicly announce the time and place of voting no later than ten days before election day.

Article 51. Voting Conditions

- (1) During the time allotted for voting may not be closed nor may voting be terminated, with the exception of cases of mass disorder, natural disasters, or other foreseen circumstances which make conducting the elections impossible or dangerous for the voters. In such cases the Chairperson of the precinct electoral bureau may suspend voting for no more than two hours to put the electoral precinct into its proper condition or move it to another place, having notified the voters of this fact.
- (2) Individuals with the right to be in attendance at the voting may not be compelled to leave the polling place during a time when voting has been suspended.

Article 52. Organization of Voting

- (1) Voting shall be carried out at specially equipped places with desks for ballot issue, voting booths or rooms for secret voting and voting boxes which must be placed in such a way that to approach them the voters shall enter voting booths to vote in secret. The premises shall have a sufficient number of booths so as to avoid a large accumulation of voters.
- (2) For purposes of maintaining order in the electoral precinct and avoiding a large accumulation of voters, the precinct electoral bureau shall establish a path for the movement of voters, beginning with the entry to the tables where the ballots are passed out, then to the secret voting booths, and on to the ballot boxes.
- (3) To the extent practicable, the polling station shall be laid out in a way which permits members of the precinct electoral bureau and other authorized persons present at the precinct to continuously observe all aspects of the voting process, including voter identification and issuance of ballots, and voters' placing of ballots into ballot boxes.
- (4) The provision of the electoral precinct with booths, ballot boxes, and other necessary materials shall be the responsibility of organs of local government.
- (5) Precinct bureaus shall be responsible for organizing voting, the secret expression of the voters' will, equipping the premises and maintaining order at polling stations.

Article 53. Voting

- (1) Every voter must vote in person. Voting for other individuals is not allowed. The precinct electoral bureau shall hand out ballots to voters based on the voter roll, only upon presentation of an identification document. Voters shall confirm receipt the ballot by signing the voter roll next to his name.

- (2) Citizens residing in the territory of the electoral precinct who were not included on the voter rolls and also citizens who arrive with a certificate of the right to vote shall be entered on a supplementary voter roll upon presentation of an identification document showing their place of residence in the precinct. The certificate shall remain with the precinct electoral bureau and be attached to the protocol.
- (3) The Chairperson and members of the precinct electoral bureau shall vote at the precinct, if necessary after their names are added to the supplementary list.
- (4) The Chairperson of the precinct electoral bureau shall keep a written record of significant events which occur during the period of voting or afterwards, during the counting of ballots. Upon request of another member of the bureau, any other person who is authorized to be present at the precinct, or any voter, the Chairperson shall make note of any comments or objections. The written record, when completed at the time of preparation of the protocol of results of the count, shall be referred to as the "minutes" of the precinct bureau.
- (4) A voter may not vote for more than one electoral candidate.
- (5) If a voter has inadvertently spoiled a ballot, the precinct electoral bureau shall cancel it and issue a new ballot only once. In this event, a note shall be made in the minutes of the voting.
- (6) The voter shall deposit the completed ballot in the ballot box.

Article 55. **Security of Voting**

- (1) At 07:00 on election day the Chairperson of the precinct electoral bureau, in the presence of no fewer than half the members of the bureau, shall check the ballot boxes and seal them. The Chairperson shall also check the voter rolls, ballots, and seals, and announce the beginning of voting. The Chairperson shall invite the other members of the bureau, any other persons who are authorized to attend operations at the polling station, and any voters who may be present at the time of opening to observe his actions.
- (2) Ballots shall be stored in a secure place in the electoral precinct, packed in bundles of 100, and issued by the precinct Chairperson in necessary quantities to members of the bureau for distribution to voters at various time intervals.
- (3) Ballots issued to voters must bear a control stamp of the electoral precinct on the reverse side. The stamp shall not be applied to ballots by a member of the bureau until shortly before their distribution to voters.
- (4) Members of the precinct electoral bureau as well as representatives of the electoral candidates and persons authorized to attend the polling station shall be obliged to have and display identification badges. Persons who are authorized to enter polling stations shall be prohibited from displaying any emblems, badges or other symbols having to do with the electoral campaign.

Article 54. **Balloting Procedure**

- (1) The ballot shall be filled out by the voter in a secret voting booth or room. A voter who is unable to fill out the ballot himself has the right to invite another individual into the booth, with the exception of members of the electoral bureau, representatives of candidates, and other accredited individuals.
- (2) The voter shall place two intersecting lines in the circle of only one of the rectangles on the ballot, signifying that he has voted for the corresponding electoral candidate. The circles in the rest of the rectangles should be left blank.
- (3) It shall be prohibited for any person to take a ballot out of the polling place.

- (5) If, due to health problems or any other factors, the voter is unable to be present in the polling place, the precinct electoral bureau, at his request, shall send no fewer than two members of the bureau with a special ballot box and everything necessary for voting in the place where the voter is located in order to conduct the voting. On the voter roll beside the name of the respective persons a specification shall be made "voted at place of residence".
- (6) Individuals detained on the basis of an arrest order until a court sentence is handed down, individuals sentenced to incarceration under a court decision which has not taken legal force, and individuals serving terms for committing an administrative legal violation shall also vote using the procedure described in paragraph (5).
- (7) In the event the Chairperson of the precinct bureau authorizes a special ballot box to leave the polling station, he shall announce this fact beforehand to the accredited representatives and observers present at the station and give them the opportunity to accompany it, using their own transportation if necessary.
- (8) The responsibility for maintaining order on election day in the polling place and territory adjacent to it within a radius of 100 meters shall be assigned to the Chairperson of the precinct electoral bureau. The decisions he makes to maintain order shall be mandatory for all.
- (9) Nobody other than members of the precinct electoral bureau and accredited representatives and observers may remain in the polling place longer than the time necessary to vote.
- (10) It shall be strictly prohibited for anyone to enter a polling place with a firearm or bladed weapon, except for a security officer coming to vote or security officer responding to a request by the Chairperson of the precinct electoral bureau to assist in re-establishing order.

CHAPTER 10. VOTE COUNTING

Article 56. *Voté Counting by the Precinct Electoral Bureau*

- (1) At the completion of voting, the Chairperson of the precinct electoral bureau shall announce the end of voting and give instructions to close the premises. The electoral bureau begins counting the votes.
- (2) Prior to opening the ballot box, all unused ballots shall be counted, and canceled by the precinct electoral bureau by stamping them "canceled".
- (3) After checking the seals on the ballot boxes, the Chairperson of the bureau in the presence of members of the bureau and other individuals with the right to attend shall open the ballot boxes. Mobile boxes shall be opened first, its votes counted, and then the other boxes shall be opened.
- (4) The electoral precinct must be provided with a sufficient number of tables so that all the ballots taken from the ballot boxes may be counted in one place visible to all members of the precinct bureau and the others in attendance. Markers with the names of the electoral candidates shall be installed on the table for counting the votes.
- (5) Prior to counting the votes for the various candidates in the election, the precinct electoral bureau shall count the total number of ballots which were deposited in the ballot boxes. The bureau shall also count the number of voters issued ballots, as determined by the number of names on the voter roll and supplementary list which were countersigned by voters.
- (6) In the case of mobile ballot boxes, the number of ballots contained in these boxes shall first be counted separately, and reconciled with the number of ballots issued for this purpose, prior to including them in the count of votes for the various candidates in the election.



- (7) Using a procedure determined by the precinct electoral bureau, or upon instructions from the Central Electoral Commission or relevant district electoral council, members of the precinct electoral bureau shall unfold the ballots and determine for which electoral candidate the ballot was cast. The ballots for each shall be counted and bound together separately, and the results of the counting shall be entered on a special counting form as they are determined.
 - (8) Before the number of votes obtained by each electoral candidate is entered in the protocol, observers and other accredited individuals shall be granted an opportunity to recheck the figures entered in the counting form.
 - (9) When counting the total number of votes, or the number of votes for each candidate in the election, the precinct electoral bureau shall not include invalid ballots.
 - (10) After closing the polling place, the precinct electoral bureau shall remain in continuous session during the count and until the preparation of the protocol and minutes has been completed. All members of the precinct bureau shall remain at the precinct and participate in the operations of the bureau during this entire period, unless prevented from doing so by a physical disability or other extraordinary circumstances.
- e) ballots upon which the voter has added the name of an additional electoral candidate;
 - f) spoiled ballots, either mutilated or defaced, on which the voter's option is not clear.
- (2) A ballot shall not be considered invalid solely because the voter drew the crossed lines through the voting circle more than once, or drew the lines imperfectly, so long as the intention of the voter is reasonably clear.
 - (3) Prior to declaring a ballot invalid, the Chairperson of the precinct electoral bureau shall provide all members of the bureau, observers, and other accredited individuals present at the precinct an opportunity to inspect it.
 - (4) If members of the precinct electoral bureau have doubts about the validity of a ballot, the question shall be decided by a vote, and a notation made in the minutes to that effect.

Article 58. Protocol and Minutes of the Precinct Electoral Bureau

Article 57. Invalid Ballots

- (1) The following types of ballots shall be considered invalid:
 - a) ballots on which there is no control stamp from the electoral precinct;
 - b) ballots of other than the legally approved form;
 - c) ballots on which circles have been crossed through in more than one rectangles;
 - d) ballots on which no circle has been crossed through in any rectangle;
- (1) The precinct electoral bureau shall draw up two copies of a protocol, which shall include:
 - a) the number of voters included on the voter rolls;
 - b) the number of voters added on supplementary lists;
 - c) the number of voters issued ballots;
 - d) the number of voters who participated in the voting;
 - e) the number of electoral ballots declared invalid;
 - f) the number of valid votes cast for each electoral candidate / for each question subject on the referendum;
 - g) the number of ballots received by the precinct electoral bureau;
 - h) the number of canceled ballots.

- (2) In the event of presidential and parliamentary elections the design of the minutes shall be established by the Central Electoral Commission, but in the event of local elections — by the relevant district electoral council. District electoral councils shall supply precinct electoral bureau with enough number of minutes forms prior to elections.
- (3) The results of the vote counting shall be considered at a meeting of the precinct electoral bureau and entered into the protocol, which shall be signed by the Chairperson, Vice-chairperson, Secretary, and other members of the bureau. The absence of signatures of individual members of the precinct electoral bureau shall not make the protocol invalid. However, the reasons for the absence of these signatures shall be indicated in the minutes of the bureau.
- (4) The protocol shall be prepared in two equally authentic signed copies, one for retention in the records of the precinct electoral bureau, and the other for communication to the district electoral council. Upon request, the Chairperson of the precinct bureau shall provide a certified copy of the protocol to each member of the precinct bureau, and to each authorized candidate representative or other accredited person who is present at the precinct at the time of the preparation of the protocol.
- (5) The Chairperson of the precinct bureau shall also prepare the minutes of the bureau based on the written record of the bureau's activities during the period of voting and thereafter. The minutes will include a brief account of statements and complaints and decisions adopted regarding them made by the bureau. The Chairperson shall also provide the other members an opportunity to give written comments and additions to the minutes. The Chairperson shall then sign the minutes and request the other members of the bureau to do so.
- (6) The Chairperson of the precinct electoral bureau shall deliver to the district electoral council as soon as possible the protocol, the minutes, invalid, unused, or protested ballots, and the stamps of the electoral precinct, in a sealed box, but in no event later than 18 hours after the announcement of the closing of the electoral precincts. The sealed box shall be transported under police guard, with the Chairperson and at least two members of the precinct bureau in attendance at all times.
- (7) The stamps of the precinct electoral bureau shall be kept in a sealed box at the premises of the precinct electoral bureau. After termination of elections, the stamps shall be delivered to the district electoral council, upon their request.

Article 59. Tabulation of Votes by the District Electoral Council

- (1) After receiving from the precinct electoral bureau the protocols showing the results of the vote in the precincts, the district electoral council shall first establish the number of voters who participated in the election. The district electoral council shall promptly report this figure to the Central Electoral Commission. In the event the number of votes cast throughout the entire electoral district was less than that which was required for the validity of the elections in that district, the district council should also indicate that fact to the Central Electoral Commission. Either the Central Electoral Commission or the district electoral council should promptly announce publicly that the election in the Republic or that district was invalid.
- (2) On the basis of the records of precinct electoral bureaus, the district electoral council shall determine, with respect to the entire district :
 - a) the overall number of voters included on the voter rolls;
 - b) the number of voters on supplementary lists;

1

- c) the number of voters issued ballots;
 - d) the number of voters who voted;
 - e) the number of ballots declared invalid;
 - f) the number of valid votes cast for each electoral candidate / for each question subject on the referendum;
 - g) the number of ballots received by the district electoral council;
 - h) the number of canceled electoral ballots.
- (3) The district electoral council shall then draw up a record indicating the information specified in the previous subsection with respect to voting throughout the entire electoral district. This record shall be signed by all members of the district electoral council, who shall also have the opportunity to have whatever comments they wish to make attached in writing to the record.
- (4) The district electoral council shall submit the record of its vote tabulation in the district to the Central Electoral Commission as soon as possible, but no later than 48 hours after the closing of the voting places.

Article 60. Review of Election Results by the Central Electoral Commission

- (1) In the event of holding parliamentary, presidential or local, general elections or republican referendum, within five days, the Central Electoral Commission shall draw up on the basis of the documents submitted by precinct electoral bureaus of the republic, a protocol which will include:
- a) the overall number of voters included on the voter rolls;
 - b) the number of voters on supplementary lists;
 - c) the number of voters who cast their votes in the voting boxes;
 - d) the number of voters who voted;
 - e) the number of ballots declared invalid;

- f) the number of valid votes cast for each electoral candidate / for each question subject on the referendum.
- (2) The Central Electoral Commission shall then draw up a record indicating the summing up of the voting results, which shall be signed by all members of the Commission, and shall draw up minutes on the election results.
- (3) If necessary, the documents mentioned in paragraph (2) shall be submitted to the Constitutional Court for validation.

Article 61. Announcement of Preliminary Results

- (1) Prior to the receipt of all election results from subordinate electoral councils and bureaus, the electoral bodies responsible for determining the results of an election shall periodically announce partial results as soon as practicable after they have been received.
- (2) The electoral body responsible for determining the results of an election shall publicly announce the overall results of that election as soon as practicable once all the results have been received from the subordinate electoral councils and bureaus, unless the Commission determines that appeals filed with it or the competent court are likely to affect the outcome of the election.
- (3) Responsible for determining the results of an election shall be:
- a) the Central Electoral Commission with respect to presidential elections and parliamentary elections, general local election and referenda; or
 - b) the appropriate district electoral council, in the case of local elections and referenda.

Article 62. Retention of Election Records

- (1) The Central Electoral Commission shall retain the electoral materials.

- (2) Upon their dissolution after an election, district electoral councils shall dispose of their records in the following manner:
- a) voter rolls, invalid and contested ballots, protocols and minutes received from district electoral councils and precinct electoral bureaus, shall be delivered to the Central Electoral Commission;
 - b) valid ballots received from the precinct electoral bureaus shall be delivered to court of the territory, where the district electoral council is situated;
 - c) other sensitive voting materials, such as stamps of precinct bureaus and the district electoral councils, shall be returned to the Central Electoral Commission.
- (3) The Central Electoral Commission shall issue regulations permitting access to the materials described in this article for historical research, inquiries into election administration, investigations of election practices, and other legitimate reasons.
- (3) If the Central Electoral Commission so directs, the district electoral councils shall accredit representatives of qualified socio-political organizations of the Republic of Moldova to observe the election at the precincts. For purposes of this subsection, a "qualified" socio-political organization is one which under its statute is unable to nominate candidates for election is not formally associated with any party, socio-political organization or electoral bloc which has contested elections in the Republic of Moldova, is committed under its statute to work for human rights or democracy, and is found by the Central Electoral Commission (or, in the case of regional organizations, the district electoral council) to be capable of exercising civic functions with respect to the election.
- (4) Observers and accredited representatives have the right to attend any electoral operation and, on election day, to be present during the voting and counting of ballots, without interfering with the voting process or other election operations carried out by electoral bureaus, and have the right to report any irregularities they observed to the Chairperson of an electoral bureau. Observers may at their expense request copies of the electoral documents.



CHAPTER 11. MONITORING ELECTIONS AND PRESS COVERAGE

Article 63. Observers

- (1) At the request of any electoral candidate in an election, the district electoral council shall accredit for any precinct a representative to observe the election. The trustee of a candidate in the election may also be accredited as observer under this Article. In the event the district council finds that an individual proposed for accreditation under this subsection is unacceptable, it shall promptly inform the electoral candidate who proposed that person of its reasons.
- (2) The Ministry of Foreign Affairs will accredit representatives of international organizations, foreign governments, and international non-governmental organizations as observers.

Article 64. Press Coverage of Elections

- (1) The press and media shall strive to cover elections, and particularly the campaign period, in a fair and objective manner pursuant to regulations adopted by the Central Electoral Commission.
- (2) Mass media representatives shall be accorded the same rights as accredited observers.
- (3) On election day, prior to the closing of all polling places in the Republic of Moldova, the media shall refrain from publishing or broadcasting material, including interviews with voters, indicating how the candidates in the election are faring in the election or how likely they are to obtain votes.

- (4) On election day and for two days prior to election day, the media may not publish or broadcast the results of any poll or survey conducted among voters or a sample of the population, and supposed to indicate the likely outcome of the vote.

CHAPTER 12. JUDICIAL PROCEEDINGS

SECTION I. Complaints with Respect to the Organization and Conduct of Elections

Article 65. Complaints

- (1) Any voter or any electoral candidate may appeal a decision or action by an electoral council and bureau to court and higher level electoral bodies.
- (2) The appeal (complaint) shall describe the action complained about, confirm it and include the signature and identity data of the complainant.

Article 66. Filing the Appeals

- (1) The appeal (complaint) must be submitted as soon as practicable after the action is discovered.
- (2) Appeals (complaints) against decisions and actions by the precinct bureaus and district electoral councils shall be filed with the court in the population point where the respective council or bureau is located.
- (3) Actions and decisions by the Central Electoral Commission shall be appealed to the Supreme Court of Justice.

Article 67. Consideration of Appeals (Complaints)

- (1) Appeals against actions and decisions by the Central Electoral Commission filed during an election period shall be acted upon within a five day period.

- (2) Appeals based on actions of district electoral councils or precinct electoral bureaus shall be examined within 3 days of filing but no later than election day.
- (3) During an election period, the courts shall consider all statements, complaints, and other appeals related to organizing and conducting the elections as quickly as practicable. Appeals submitted on the election days are considered immediately.
- (4) The activity of the courts during an election period shall be organized in such a way that statements, complaints and appeals can be submitted freely and without delay.
- (5) Complaints submitted to court shall be considered pursuant to the Code of Civil Procedure.

Article 68. Decisions by Courts with Respect to Appeals (complaints)

- (1) Judicial decisions can be appealed under the Code of Civil Procedure.
- (2) Decisions of judicial cases shall be final and subject to execution from the moment they are made.

SECTION II. Penalties for Electoral Law Violation

Article 69. Juridical Penalties

Individuals who, by violence, treachery, threat, substitution or other method prevent citizens from freely exercising their right to vote; purposefully distribute false information about electoral candidates; commit any other action against the honor and dignity of candidates; conduct electoral propaganda on the day preceding elections and on the day of elections; hinder the activity of electoral councils and bureaus or voting at precincts shall bear responsibility according to current laws.

Article 70. Criminal Penalties

- (1) The following acts or attempts to commit them shall constitute crimes and be pun-

ished in keeping with the Criminal Code:

- a) using any means to stand in the way of free exercise of the right to vote or be elected and if the same actions are combined with causing serious bodily harm or a threat to human life;
- b) falsifying voting results;
- c) opening ballot boxes before the termination of voting as established by law;
- d) damaging or forcibly entering the premises of electoral precincts, or stealing ballot boxes or electoral documents unless the action is deemed to be a state crime, in which case it shall be punished more severely, as provided for such crimes.

(2) Criminal cases for crimes described in paragraph (1) shall be pursued by prosecution bodies.

(3) The Chairpersons of electoral bodies and other officials are obliged to inform prosecution bodies immediately whenever they become aware of evidence that a crime related to conducting elections has been committed.

Article 71. Administrative Offenses

(1) The following shall constitute administrative legal violations and be punished in accordance with the Code on Administrative Offences, and Article 70, unless they also constitute crimes described in the previous article:

- a) official persons failing to provide data and materials to electoral bodies, as well as failing to fulfill their decisions;
- b) destroying, smudging, or making unusable by other means voter rolls, posted election programs and platforms, or other posters and announcements pertaining to electoral campaigning;
- c) officials organizing public meetings at which the sale and consumption of al-

coholic beverages is permitted, or failing to take measures to conduct such meetings in an orderly manner;

- d) deliberately entering on the voter rolls individuals who do not have the right to vote in accordance with the present Code, individuals who do not really exist, or intentionally including the same individuals on more than one list; unjustifiably refusing to accept and consider complaints pertaining to actions related to the elections;
- e) knowingly agreeing to entering an individual on more than one list of candidates;
- f) members of electoral bodies failing to make public proposals for the registration of candidates;
- g) using funds obtained from abroad or not publicly declaring funds received;
- h) preventing people with the right of vote from entering the polling place or exercising their right to vote;
- i) refusing to follow the instructions of the Chairperson of the precinct electoral bureau to provide for order in the polling place and the area adjacent to it;
- j) unjustifiably failing to issue a ballot to a voter included on the lists or issuing one and the same individual more ballots than he is entitled to cast in the election;
- k) members of the precinct electoral bureau unjustifiably leaving from the polling places before the election results are summed up and they have signed the record;
- l) continuing to campaign on the election days;
- m) taking an electoral ballot issued for voting off the premises of an electoral precinct;
- n) falsifying signatures on lists in support of an independent candidate.

(2) The administrative legal violations specified in paragraph (1), depending on the

case, shall be based on records drawn up by the mayor of the locality, the Chairpersons of electoral bodies, and on records drawn up by police bodies which exercise their functions with respect to supervision electoral operations.

(3) Records concerning the establishment of administrative legal violations specified by the preceding paragraph shall be presented to the court in the location of the population point where the legal violation was committed.

TITLE III. ELECTIONS TO PARLIAMENT

Article 72. **Applicability of this Chapter**

This Title (Articles 72-94) shall be applicable only to elections for mandates to serve in the Parliament of the Republic of Moldova.

Article 73. **Elections to Parliament.**

- (1) The Parliament of the Republic of Moldova shall be elected by an universal, equal, direct, secret and freely expressed vote, for a period of four years.
- (2) Elections to Parliament shall be conducted based on one national district in which 101 deputies shall be elected.

Article 74. **Electoral Districts, Precincts, Precinct Electoral Bureaus and District Electoral Councils**

- (1) For administrative purposes, the Central Electoral Commission shall establish, at least 65 days prior to election day, administrative electoral districts corresponding to the territorial-administrative units of the second level (districts and territorial-administrative units with special status) of the Republic of Moldova as well as relevant electoral councils, pursuant to the provisions of Article 27 of this Code, to be correspondingly applied. The responsibilities of the administrative district electoral councils shall include those put forth in Article 28 of this Code, except for letter (g).
- (2) Electoral districts are divided into precincts, pursuant to Article 29 of this Code, to be correspondingly applied.

(3) The precinct electoral bureaus are formed and exercise their responsibilities, pursuant to Articles 29 and 30 of this Code, to be correspondingly applied.

Article 75. **Candidates for Election to Parliament**

Citizens of the Republic of Moldova, eligible to vote, who have reached the age of 18 years by election day, live permanently in the country and meet the requirements provided herein can be candidates for deputy mandates.

Article 76. **Declaration and Date of Elections**

- (1) The election of deputies shall be held within three months of the expiration of the term of office of Parliament.
- (2) The day of elections to Parliament shall be scheduled by a resolution of the Parliament no later than three months before election day.
- (3) In the event that Parliament is disbanded prior to the end of its term, elections shall be determined by the President within five days of its dissolution. Elections shall be conducted within at least 65 days but no later than 3 months after the dissolution of Parliament.

Article 77. **Registration of Electoral Candidates**

Electoral candidates shall submit to the Central Electoral Commission the documents de-

scribed in Article 44 of this Code for registration.

Article 78. Special Requirements for Petitions

- (1) Petitions for support of an independent candidate are developed and verified pursuant to Articles 42–43 of this Code, to be correspondingly applied.
- (2) To be registered by the Central Electoral Commission, the electoral candidates shall submit petitions containing signatures of at least 2000 supporters eligible to vote.
- (3) Upon verification of petitions, the Central Electoral Commission shall nullify false signatures and signatures that were applied to several petitions.
- (4) Upon verification, the Central Electoral Commission shall not register the independent candidates who have failed to submit the necessary number of valid signatures or whose number of nullified signatures on petitions decreases the total number exceeding the threshold provided in paragraph (2) of this Article. The Commission shall make public the decision not to register the candidate within 24 hours of its adoption.
- (5) Submitting supplementary petitions after verification by the Central Electoral Commission shall not be allowed.

Article 79. Special Requirements for Candidate Registration

By the day the registration is over, at least 51 registered candidates and at most the number of deputies provided for in the Constitution, shall be included on a list.

Article 80. Replacement of Candidates on Lists

- (1) Electoral candidates shall have the right to recall their candidacy, their entire list

of candidates or reverse their decision to include any particular candidate on the list. A party or socio-political organization also has the right to withdraw from an electoral bloc and withdraw its candidates from the list at any time before the elections.

- (2) A decision to withdraw an entire list of candidates or one or more individual candidates from a list shall be adopted by the nominating person or organization, presented to the Central Electoral Commission and then made public.
- (3) Replacement of a candidate may be made before the expiration of the term of candidate registration, following the same method as in the event of the submission of petitions for registration. The Central Electoral Commission shall make public the decision to register the new candidate.
- (4) In the event a party and/or a socio-political organization withdraws from an electoral bloc and at the same time withdraws its candidates after the expiration of the term of registration, the list of the electoral bloc shall be remade, in the same order, excluding the candidates of the respective party or socio-political organization. The same procedure will be applied in the event of the withdrawal of candidates from the lists by parties and/or socio-political organizations.

Article 81. Voter Rolls

Voter rolls for elections of deputies to Parliament shall be developed pursuant to chapter (5) of Articles 39–40 of this Code, to be correspondingly applied.

Article 82. Electoral Propaganda during Parliamentary Elections

Propaganda during parliamentary elections shall be carried out pursuant to chapter (7) Articles 45–47 of this Code, to be correspondingly applied.



Article 83. Voting Ballots

- (1) Voting ballots shall be developed pursuant to chapter (8) Articles 48-49 of this Code, to be correspondingly applied.
- (2) The independent candidate shall be inserted in a separate square where his first and last name shall be written, including the specification "independent candidate."

Article 84. Voting

Voting during the parliamentary elections shall be carried out pursuant to chapter (9) Articles 50-55 of this Code, to be correspondingly applied.

Article 85. Summing up the Election Results

Summing up of results is conducted pursuant to chapter (10) Articles 56-60 of this Code, to be correspondingly applied.

Article 86. Determination of the Threshold for Representation

- (1) Upon receiving records of the voting results from all electoral districts, the Central Electoral Commission shall total the number of votes cast for each electoral candidate in order to establish whether or not they have obtained no less than four percent of the valid votes in the country as a whole.
- (2) The electoral candidates receiving less than four percent of the votes shall be excluded from the award of mandates by a decision of the Central Electoral Commission.

Article 87. Calculation of the Number of Mandates Obtained by the Electoral Candidates

- (1) The distribution of parliamentary seats among the electoral candidates shall be conducted by the Central Electoral Com-

mission through a sequential division of the number of valid votes cast for each electoral candidate, except for independent candidates, by 1, 2, 3, 4... and so forth up to the figure that corresponds to the number of seats established for Parliament.

- (2) From the results of all the divisions and the number of valid votes cast for independent candidates they shall select in declining order as many numbers as there are mandates to be distributed. The quantity of numbers chosen in declining order at the disposal of the party, socio-political organization, or electoral bloc shall correspond to the number of seats due to them.
- (3) An independent candidate shall be considered elected if the number of votes cast for him is included in the numbers selected in declining order.

Article 88. Award of Mandates

- (1) The Central Electoral Commission shall award mandates to electoral candidates in the order of their inclusion on the candidate lists, beginning with the first candidate on the list.
- (2) If the last mandate to be awarded includes more candidates with the same number of votes cast, the Central Electoral Commission shall award the mandate by lots, a fact that shall be entered in a record.
- (3) In the event a party, socio-political organization or an electoral bloc is awarded a number of mandates higher than the number of candidates on the list, the extra number selected in declining order of the relevant organization shall be eliminated, and replaced by number selected in declining order of the other electoral candidates.
- (4) Candidates on the list of an electoral association who are not elected shall be declared candidate deputies. A candidate deputy may subsequently be declared elected by the Constitutional Court if for any reason a deputy mandate becomes vacant.

- (5) In the event, upon conducting elections and awarding mandates, that there are no candidates deputies on the lists submitted by the electoral candidates, mandates which cannot be awarded shall be awarded to the next electoral candidates according to the declining order of mandate award by the Central Electoral Commission.

- (6) In the event that the deputy mandate obtained by the independent candidate becomes vacant, the Central Electoral Commission shall restore the declining order excluding the number of the respective candidate and including the following one.

Article 89. Confirmation of Results by the Constitutional Court

- (1) Within 10 days of the date of receiving the results, the Constitutional Court shall either confirm or not, through a decision, the legality of the elections. The Central Electoral Commission shall be notified on the decision within 24 hours of its adoption. Simultaneously, the Constitutional Court shall validate the mandates of the elected members.
- (2) If the elections are declared valid, the Central Electoral Commission shall issue deputy licences to the elected candidates.

Article 90. Validation of Results by the Central Electoral Commission

- (1) The record with respect to the results of the elections, along with the decision of the Constitutional Court validating at least two thirds of the number of mandates, shall be submitted, within two days, to Parliament. A copy of these documents shall be submitted to the Central Electoral Commission.

- (2) The Central Electoral Commission shall cause the results of the elections to be published within 24 hours of receiving them from the Constitutional Court.

Article 91. Invalidity of Elections

Elections under this Chapter shall be invalid if less than (half) of the voters included on the voter rolls have participated.

Article 92. Null Elections

Should the Constitutional Court determine that during the voting and vote counting the provisions of this Code were violated affecting the voting results and awarding of mandates, the elections shall be declared null.

Article 93. Repeat Elections

- (1) If elections are declared null and void, the Central Electoral Commission shall within two weeks organize repeat elections of the same electoral candidates and based on the same voter rolls and the same electoral councils and bureaus.
- (2) Electoral candidates who committed fraud shall not participate in the repeat elections and shall be excluded from the voting ballots.
- (3) The repeat election shall be considered valid if at least one third out of the voters included on the voter rolls vote.

Article 94. New Elections

- (1) In the event that the repeat elections are declared null or invalid, Parliament shall declare new elections, which shall be scheduled within no sooner than 65 days and no later than three months of the day of last elections were declared null and invalid.
- (2) New elections shall be conducted pursuant to this Code.

Dumitru MOȚPAN,
CHAIRMAN OF THE PARLIAMENT

Chișinău, November 21, 1997, No 1381-XIII.

1

**RESOLUTION OF THE PARLAMENT
OF THE REPUBLIC OF MOLDOVA**

**REGARDING THE CONFIRMATION OF THE
CENTRAL ELECTORAL COMMISSION MEMBERSHIP**

Conforming with Article 16 paragraph (2) of the Electoral Code, Parliament hereby decrees:

Article 1.

Membership of the Central Electoral Commission shall be established as follows:

- | | |
|--------------------------|--|
| <i>ARTENI Nicolae</i> | – Member of the Parliament of the Republic of Moldova, Vice-chairman of the Commission for the Security of State and Ensuring Public Order, nominated by Parliament. |
| <i>PUICA Anatolie</i> | – Member of the Parliament of the Republic of Moldova, Vice-chairman of the Juridic Commission for Nominations and Immunities, nominated by Parliament. |
| <i>VOLOSIUC Vasile</i> | – Retired, nominated by the Parliament. |
| <i>BUȘULEAC Mihail</i> | – Vice Prime Minister of Justice, nominated by the President of the Republic of Moldova. |
| <i>DONEVA Tamara</i> | – Judge of the Court of Appeals, nominated by the President of the Republic of Moldova. |
| <i>NIDELCU Dumitru</i> | – Minister of Labour, Social Security and Family, nominated by the President of the Republic of Moldova. |
| <i>GURSCI Constantiu</i> | – Judge of the Court of Appeals, nominated by the Superior Council of Magistracy. |
| <i>PLAMADEALA Mihail</i> | – Judge of the Supreme Court of Justice, nominated by the Superior Council of Magistracy. |
| <i>TELEVCO Nicolae</i> | – Deputy advisor to the General Prosecutor, nominated by the Superior Council of Magistracy. |

Article 2.

Remuneration of the members of the Central Electoral Commission and its staff shall be done in compliance with the provisions of Articles 21 and 23 of the Electoral Code.

Article 3.

This resolution shall come into force upon its adoption.

Dumitru MOȚPAN,
CHAIRMAN OF THE PARLIAMENT

Chișinău, December 16, 1997, No 1405-XIII.

NOTES

1

NOTES

1

CONTENTS

CHAPTER 1

**ELECTION-RELATED LEGISLATION AND
DOCUMENTATION**

1

CHAPTER 2

**DOCUMENTS OF THE CENTRAL ELECTORAL
COMMISSION**

2

CHAPTER 3

**RESULTS OF THE ELECTION IN THE REPUBLIC,
DISTRICTS AND LOCALITIES**

3

CHAPTER 4

**THE CONSTITUTIONAL COURT'S RESOLUTION ON
THE RESULTS**

4

CONTENTS OF CHAPTER 2 DOCUMENTS OF THE CENTRAL ELECTORAL COMMISSION

- 2-3** RESOLUTION OF THE CENTRAL ELECTORAL COMMISSION
OF THE REPUBLIC OF MOLDOVA
**REGARDING THE REGULATION OF THE CENTRAL ELECTORAL COMMISSION ON
COVERAGE OF THE ELECTORAL CAMPAIGN BY MASS-MEDIA**
Adopted December 26, 1997, No 16
- 2-8** RESOLUTION OF THE CENTRAL ELECTORAL COMMISSION
OF THE REPUBLIC OF MOLDOVA
**REGARDING THE MODIFICATION OF THE CENTRAL ELECTORAL COMMISSION
REGULATION REGARDING ELECTORAL CAMPAIGN COVERAGE FOR ELECTIONS
OF THE PARLIAMENT OF THE REPUBLIC OF MOLDOVA IN MASS-MEDIA**
Adopted February 6, 1998, No 99
- 2-9** RESOLUTION OF THE CENTRAL ELECTORAL COMMISSION
OF THE REPUBLIC OF MOLDOVA
**REGARDING THE MODIFICATION OF THE CENTRAL ELECTORAL COMMISSION
REGULATION REGARDING ELECTORAL CAMPAIGN COVERAGE FOR ELECTIONS
OF THE PARLIAMENT OF THE REPUBLIC OF MOLDOVA IN MASS-MEDIA**
Adopted February 17, 1998, No 154
- 2-10** RESOLUTION OF THE CENTRAL ELECTORAL COMMISSION
OF THE REPUBLIC OF MOLDOVA
**REGARDING THE MODIFICATION OF THE CENTRAL ELECTORAL COMMISSION
REGULATION REGARDING ELECTORAL CAMPAIGN COVERAGE FOR ELECTIONS
OF THE PARLIAMENT OF THE REPUBLIC OF MOLDOVA IN MASS-MEDIA**
Adopted March 17, 1998, No 334
- 2-11** RESOLUTION OF THE CENTRAL ELECTORAL COMMISSION
OF THE REPUBLIC OF MOLDOVA
**REGARDING THE REGULATION OF THE CENTRAL ELECTORAL COMMISSION ON
THE STATUTE OF THE FOREIGN (INTERNATIONAL) OBSERVERS FOR THE TIME
PERIOD OF ELECTIONS**
Adopted February 6, 1998, No 101

**RESOLUTION
OF THE CENTRAL ELECTORAL COMMISSION
OF THE REPUBLIC OF MOLDOVA
REGARDING THE REGULATION OF THE CENTRAL
ELECTORAL COMMISSION ON COVERAGE OF THE
ELECTORAL CAMPAIGN BY MASS-MEDIA**

The Central Electoral Commission hereby decrees:

1. The Regulation of the Central Electoral Commission on coverage of the electoral campaign in mass-media shall be approved.

*Dumitru Nidelcu,
Chairman of the Central Electoral Commission*

*Anatolie Puica,
Secretary of the Central Electoral Commission*

Chişinău, December 26, 1997, No 16

2

REGULATION OF THE CENTRAL ELECTORAL COMMISSION REGARDING COVERAGE OF THE ELECTORAL CAMPAIGN FOR ELECTIONS OF THE PARLIAMENT OF THE REPUBLIC OF MOLDOVA IN MASS-MEDIA

I. GENERAL PROVISIONS

2

1. The regulation of the Central Electoral Commission establishes the methods and principles of electoral campaign coverage in the mass-media of the Republic.
2. Electoral campaigning for the election of Parliament shall have the benefit of reserved spaces on National Radio and Television, as well as in newspapers.

These mass-media shall publish, free of charge, the declarations and materials provided by the Central Electoral Commission and electoral councils, electoral programs of the candidates and any other materials related to elections, including those related to civic education and informing the public of the elections.

Electoral candidates shall have equal rights in the use of mass-media financed by the state budget during the electoral campaign.

3. The Central Electoral Commission and the Coordinating Council of Audiovisual shall establish the terms of electoral campaign coverage by the audiovisual institutions of the Republic.
4. The broadcast and production of electoral programs and news bulletins shall be made in compliance with the Constitution of the Republic of Moldova, Electoral Code, the Audiovisual Law, the Statute of "Teleradio-Moldova" state company and the Press Law. "Teleradio-Moldova" state company and domestic mass-media shall be equally available to all political forces, socio-political organizations, electoral blocs and independent candidates, unbiased and equally considerate of all and shall not influence the political message of electoral candidates. The latter shall be free to express their message and shall avoid any kind of pressure or interference that might affect their impartiality and status as a public station.
5. During the electoral campaigns, parties, socio-political organizations, electoral blocs and independent candidates shall have the benefit of equal opportunity and shall be granted free access to state and private TV and radio stations, and newspapers to present their electoral platform.
6. "Teleradio-Moldova" state company and the newspapers financed by the state budget shall promote transparency when producing electoral programs and materials, and shall keep all political formations, non-governmental organizations, foreign observers and other international organizations involved in monitoring the electoral campaign informed about the electoral programs.

7. All electoral programs, irrespective of the channel and the hour of broadcasting, shall use the same signal of identification, which shall distinguish them from other programs of general interest, the newspapers shall create a special heading for Electoral'98.
8. The Central Electoral Commission shall cooperate with mass-media on organizing civic education of voters and informing the public regarding the progress of the electoral process.
9. The electoral campaign shall be covered in mass-media in two stages:

I stage up to February 20, 1998

II stage February 21, 1998 – March 21, 1998

Air time shall be provided to political parties, electoral blocs, socio-political organizations, and independent candidates in the order of their registration with the Central Electoral Commission, in compliance with the following criteria:

- a) from the first to the last
 - b) from the middle to the first, from the middle to the last
 - c) from the last to the first.
10. In compliance with Article 46 of the Electoral Code, air time for independent candidates shall be established after their registration with the Central Electoral Commission.
 11. Time not used by political parties, electoral blocs, socio-political organizations, independent candidates or their supporters shall not be made up for.
 12. Audiovisual institutions of the Republic shall be guided by the Concept of electoral campaign coverage adopted by the Coordinating Council of Audiovisual and approved by the Central Electoral Commission.
 13. Interference of any radio transmission relayed through villages for electoral purposes, as well as their use for the entire period of the electoral campaign, during the time reserved for electoral propaganda of political parties, electoral blocs, socio-political organizations, and independent candidates, shall be prohibited.
 14. Any litigation between the electoral candidates ensued from the broadcasting of their or their trustees' electoral material shall be resolved by the Central Electoral Commission and the Coordinating Council of Audiovisual in compliance with current laws of the Republic of Moldova.
 15. Representatives of mass-media shall be granted the same rights as accredited observers.
 16. On election day, prior to closing the polling stations, it shall be prohibited to make public in mass-media information regarding the number of votes cast for electoral candidates or their chances of winning.
 17. Two days prior to elections and on election day, mass-media shall be prohibited from making public the results of opinion polls, conducted among voters, which might suggest the possible outcome of elections.

II. SCHEDULE AND AIR TIME ON RADIO-MOLDOVA

1. Radio-Moldova shall assure the electoral candidates equal air time from the day of their registration with the Central Electoral Commission. The demand for air time shall be submitted to Radio-Moldova within 48 hours of the registration of the electoral candidate.

2. Radio programs shall be produced at the candidate's request either by himself or by the Company in a studio.
3. During the electoral campaign, Radio-Moldova shall grant 180 minutes to each registered political party, electoral bloc, and socio-political organization. Electoral candidates may benefit from 120 minutes for a fee, according to fees established for advertising at "Teleradio-Moldova".

The independent candidate shall be granted 10 minutes for each stage.

The schedule for the utilization of provided air time:

"The Morning Wave"	7.40-8.00, except Sundays
"Radiocourier"	19.40-20.00, except Saturdays and Sundays
"The Actual Microphone"	21.40-22.00, except Saturdays and Sundays
Local radio	6.30-6.50, according to the program schedule.

The program broadcast in Chişinău "The Town and Its People"— 11.15-11.35, shall be broadcast according to the schedule.

The column "Candidates versus Voters" shall run Saturdays, from 11.00 to 12.00.

The program "Electoral Debates" shall be broadcast from 19.30 to 21.00.

Air time granted to electoral candidates or their trustees shall be five minutes.

4. According to the Law, candidates and their trustees shall be responsible for their statements made on the radio during air time granted according to the Law.
5. The concept of electoral campaign coverage shall also include the program "Electoral". It is intended to relate electoral information, electoral commission communications, press statements, press conferences, political party and socio-political formation opinions. This program shall be broadcast according to the following schedule:

"Media Flux"	12.30 (5-6 minutes)
"Radio Journal"	12.05 (5 minutes)
"Radiocourier"	19.15 (5-8 minutes)
"Actual Microphone"	21.15 (5-8 minutes)

III. SCHEDULE AND AIR TIME ON TELEVISION

1. Television shall grant all political parties, electoral blocs, and socio-political organizations 90 minutes free of charge.

Based on the amount of time granted, each candidate shall be entitled to 5 minutes during "Telematinal" and 15 minutes on evening programs.

Air time provided free of charge:	7.00-7.20
	19.35-20.35

2. TV shall ensure the preparation and broadcasting of the news programs "Messenger" (19.00, 20.00) of 4 reports on meetings, sessions, and press conferences, held by each candidate, of 3 minutes each. These reports shall be prepared only at the request of candidates and exclusively by workers of the Company.

3. With the view of pre-election electioneering, the TV state company is permitted to broadcast a candidate's paid programs of no longer than 15 minutes or advertising spots of no longer than one minute.

The volume of air time including the paid time, shall not exceed 4,5 hours for each party, electoral bloc, socio-political organization; and 60 minutes for each independent candidate.

The day, time and duration of broadcasting shall be established by the candidate jointly with the Company, based on the candidate's request.

IV. ELECTORAL CAMPAIGN COVERAGE IN NEWSPAPERS.

1. Taking into account the statute of newspapers and the conditions imposed by the market economy, journalists shall largely cover the electoral campaign for the election of Parliament and shall strictly observe principles of democracy and the provisions of the Electoral Code.

2. Newspapers financed by the state budget shall publish free of charge the materials provided by the Central Electoral Commission, which are to be made public through mass-media (resolutions, lists of candidates to the position of Deputy in the Parliament of the Republic of Moldova, data on the Central Electoral Commission's activity, other materials).

In compliance with Article 35 of the Electoral Code, mass-media shall publish free of charge the declarations and materials provided by electoral councils, pre-election programs of the candidates as well as other materials related to the electoral campaign.

3. Newspapers shall establish the amount of advertising space published free of charge and that published for a fee, ordered by parties, electoral blocs, socio-political organizations and independent candidates. Payment shall be made according to a contract between the newspaper and electoral candidate.

The amount of paid advertising ordered by parties, electoral blocs, socio-political organizations and independent candidates, shall not exceed two pages for the time period of the electoral campaign, at the same time observing the principle of equanimity.

4. The amount of advertising space granted to an independent candidate shall not exceed one third of the space granted to parties, electoral blocs, or socio-political organizations.
5. In view of a more expressive presentation of electoral advertising, editors shall group them under some headings, pages or special supplements — at their choice.
6. Editors shall take information, press releases and other materials of the Central Electoral Commission from the chief of the press service and upon his absence from the Chairman, Vice-Chairman or secretary of the Central Electoral Commission. In their turn, editor's offices of mass-media shall appoint one or two permanent correspondents to the Central Electoral Commission.

In addition, editor offices shall have for the time period of elections special correspondents who shall ensure the publishing of electoral materials.

7. Newspapers shall publish information, reports, photos, and other material of press agencies, of accredited and non-accredited correspondents, as well as analytical articles written by journalists and experts in political science.

These shall not include suggestions or appeals on whom the electorate shall vote.

RESOLUTION
OF THE CENTRAL ELECTORAL COMMISSION
OF THE REPUBLIC OF MOLDOVA

REGARDING THE MODIFICATION OF THE
CENTRAL ELECTORAL COMMISSION
REGULATION REGARDING ELECTORAL
CAMPAIGN COVERAGE FOR ELECTIONS
OF THE PARLIAMENT OF THE
REPUBLIC OF MOLDOVA IN MASS-MEDIA

2

The Central Electoral Commission hereby decrees:

The Regulation of the Central Electoral Commission regarding electoral campaign coverage for elections of the Parliament of the Republic of Moldova in mass-media, approved by the resolution No 16 of December 26, 1997, shall be modified as follows:

1. Chapter I shall be completed with section 13', including the following:

13'. Candidates may participate in TV and radio programs beside the air time granted to them, in order to communicate information on their activity, and shall not use this time for electioneering or to state their political affiliation. Otherwise, time not used by the candidates shall be included in air time reserved for relevant electoral candidate.

2. Section I of Chapter III shall be completed with the following paragraph:

In the event independent candidate renounces 15 minutes of the air time granted in evening bloc 19.35-20.35, he will have the right to use during the electoral campaign 3 spots, 5 minutes each, each day at 18.30-18.45, except Saturdays and Sundays.

3. Paragraph 2, section III of Chapter IV shall be stated in the following version:

The amount of paid materials, submitted by an electoral bloc, party, or socio-political organization, as a rule, would not exceed three newspaper pages for the whole time period of electoral campaign, and shall observe principles of equality.

*Dumitru Nidelcu,
Chairman of the Central Electoral Commission*

*Anatolie Puica,
Secretary of the Central Electoral Commission*

Chişinău, February 6, 1998, No 99

**RESOLUTION
OF THE CENTRAL ELECTORAL COMMISSION
OF THE REPUBLIC OF MOLDOVA .**

**REGARDING THE MODIFICATION OF THE
CENTRAL ELECTORAL COMMISSION
REGULATION REGARDING ELECTORAL
CAMPAIGN COVERAGE FOR ELECTIONS
OF THE PARLIAMENT OF THE
REPUBLIC OF MOLDOVA IN MASS-MEDIA**

2

The Central Electoral Commission hereby decrees:

The Regulation of the Central Electoral Commission regarding electoral campaign coverage for elections of the Parliament of the Republic of Moldova in mass-media, approved by the resolution No 16 of December 26, 1997, shall be modified as follows:

Section 3 of the Chapter II shall be completed with the following chapter:

Upon necessity, Teleradio-Moldova State Company shall extend the "Morning Wave", "Radio-courier", and "Actual Microphone" programs by 10 minutes.

*Dumitru Nidelcu,
Chairman of the Central Electoral Commission*

*Anatolie Puica,
Secretary of the Central Electoral Commission*

Chişinău, February 17, 1998, No 154

RESOLUTION
OF THE CENTRAL ELECTORAL COMMISSION
OF THE REPUBLIC OF MOLDOVA

REGARDING THE MODIFICATION OF THE
CENTRAL ELECTORAL COMMISSION
REGULATION REGARDING ELECTORAL
CAMPAIGN COVERAGE FOR ELECTIONS
OF THE PARLIAMENT OF THE
REPUBLIC OF MOLDOVA IN MASS-MEDIA

2

The Central Electoral Commission hereby decrees:

The Regulation of the Central Electoral Commission regarding electoral campaign coverage for elections of the Parliament of the Republic of Moldova in mass-media, approved by the resolution No 16 of December 26, 1997, shall be modified as follows:

Section 1 of the Chapter II shall be completed with the following sentence: "The demand of air time shall be submitted to Radio-Moldova within 10 days of the electoral candidate's registration".

Dumitru Nidelcu,
Chairman of the Central Electoral Commission

Anatolie Puica,
Secretary of the Central Electoral Commission

Chişinău, March 17, 1998, No 334

**RESOLUTION
OF THE CENTRAL ELECTORAL COMMISSION
OF THE REPUBLIC OF MOLDOVA
REGARDING THE REGULATION OF THE CENTRAL
ELECTORAL COMMISSION ON THE STATUTE OF
THE FOREIGN (INTERNATIONAL) OBSERVERS
FOR THE TIME PERIOD OF ELECTIONS**

In conforming with Articles 22, 63 of the Electoral Code,
the Central Electoral Commission hereby decrees:

1. The Regulation of the Central Electoral Commission on the statute of foreign (international) observers for the time period of elections shall be approved (Regulation is attached).
2. The observers delegated by the relevant social associations of the Republic of Moldova shall also be guided by this regulation.

*Dumitru Nidelcu,
Chairman of the Central Electoral Commission*

*Anatolie Puica,
Secretary of the Central Electoral Commission*

Chişinău, February 6, 1998, No 101

2

REGULATION

ON THE STATUTE OF THE FOREIGN (INTERNATIONAL) OBSERVERS FOR THE TIME PERIOD OF ELECTIONS

I. THE ORDER OF FOREIGN (INTERNATIONAL) OBSERVERS ACCREDITATION

1. Foreign (international) observers shall be accredited by the Ministry of Foreign Affairs at the proposal of international organizations, foreign governments and non-governmental organizations.
2. The Central Electoral Commission, on the basis of accreditation documents, shall issue to the foreign (international) observers certificates of a certain design, which shall allow them to observe the elections.
3. Foreign (international) observers may activate for the whole time period of election period, but shall not exceed the term indicated in the certificate.

II. THE RIGHTS AND OBLIGATIONS OF FOREIGN (INTERNATIONAL) OBSERVERS

1. Foreign (international) observers are entitled to attend all the electoral procedures:
 - a) to attend the sessions of the Central Electoral Commission, electoral councils and bureaus;
 - b) to study the electoral documents (electoral lists, documents of the parties, socio-political organizations, electoral blocs, which were submitted for registration of the candidates to the position of deputy in the Parliament of the Republic of Moldova, that of independent candidates, as well as financial documents of the electoral contestants);
 - c) to assist at the sealing and opening of the voter boxes, at the counting of the votes, as well as at the complying of minutes on the results of elections;
 - d) to attend the meetings of the candidates to the position of deputy in the Parliament of the Republic of Moldova;
 - e) to assist at the electoral procedures, which do not run counter to the current law.
2. Foreign (international) observers may ask the copies of the electoral documents, which shall be made at their expense.
3. Shall inform the Chairman of the electoral council or bureau on the violations observed.

4. Foreign (international) observers are not entitled to:
 - a) interfere in the electoral process or in any other electoral procedures conducted by the electoral councils or bureaus;
 - b) benefit of their statute for other activities than those related to the observing of elections.

III. GUARANTEEING THE FOREIGN (INTERNATIONAL) OBSERVERS ACTIVITIES FOR THE TIME PERIOD OF ELECTIONS

1. Foreign (international) observers in their activity shall be guided by the generally recognized international law, by the provisions of the Constitution of the Republic of Moldova, Electoral Code and current law.
2. Foreign (international) observers shall be protected by the state, Republic of Moldova, for the whole time period they have been accredited to observe the parliamentary elections.
3. The activity of the observers shall be financially insured from the funds of the organizations which delegated them, or from their own funds.
4. Foreign (international) observers shall independently exercise their functions of observing the elections.

IV. THE RESPONSIBILITY OF FOREIGN (INTERNATIONAL) OBSERVERS

1. In event foreign (international) observers violate the principles and norms of generally recognized international law, the provisions of the Constitution of the Republic of Moldova, Electoral Code and of the current law, the Ministry of Foreign Affairs at the proposal of Central Electoral Commission, shall recall their accreditation.
2. In event foreign (international) observers shall be held responsible for violating electoral law, they shall be immediately asked to leave the polling station.

2

NOTES

2

CONTENTS

CHAPTER 1

**ELECTION-RELATED LEGISLATION AND
DOCUMENTATION**

1

CHAPTER 2

**DOCUMENTS OF THE CENTRAL ELECTORAL
COMMISSION**

2

CHAPTER 3

**RESULTS OF THE ELECTION IN THE REPUBLIC,
DISTRICTS AND LOCALITIES**

3

CHAPTER 4

**THE CONSTITUTIONAL COURT'S RESOLUTION ON
THE RESULTS**

4

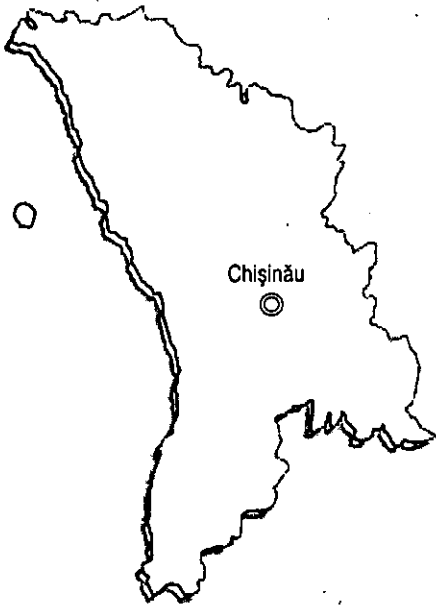
CONTENTS OF CHAPTER 3

RESULTS OF THE ELECTION IN THE REPUBLIC, DISTRICTS AND LOCALITIES

- 3-3 REPUBLIC OF MOLDOVA
- 3-6 CHIȘINĂU MUNICIPALITY
- 3-8 BĂLȚI MUNICIPALITY
- 3-10 ANENII NOI DISTRICT
- 3-12 BASARABEASCA DISTRICT
- 3-14 BRICENI DISTRICT
- 3-16 CAHUL DISTRICT
- 3-18 CAMENCA (SĂNĂTĂUCA) DISTRICT
- 3-20 CANTEMIR DISTRICT
- 3-22 CĂINARI DISTRICT
- 3-24 CĂLĂRAȘI DISTRICT
- 3-26 CĂUȘENI DISTRICT
- 3-28 CIMIȘLIA DISTRICT
- 3-30 CRIULENI DISTRICT
- 3-32 DONDUȘENI DISTRICT
- 3-34 DROCHIA DISTRICT
- 3-36 DUBĂSARI (COCIERI) DISTRICT
- 3-38 EDINEȘ DISTRICT
- 3-40 FĂLEȘTI DISTRICT
- 3-42 FLOREȘTI DISTRICT
- 3-44 GLODENI DISTRICT
- 3-46 HÂNCEȘTI DISTRICT
- 3-48 IALOVENI DISTRICT
- 3-50 LEOVA DISTRICT

- 3-52 NISPORENI DISTRICT
- 3-54 OCNIȚA DISTRICT
- 3-56 ORHEI DISTRICT
- 3-58 RÂȘCANI DISTRICT
- 3-60 REZINA DISTRICT
- 3-62 SÂNGEREI DISTRICT
- 3-64 SOROCA DISTRICT
- 3-66 STRĂȘENI DISTRICT
- 3-68 ȘOLDĂNEȘTI DISTRICT
- 3-70 ȘTEFAN-VODĂ DISTRICT
- 3-72 TARACLIA DISTRICT
- 3-74 TELENEȘTI DISTRICT
- 3-76 UNGHENI DISTRICT
- 3-78 VULCĂNEȘTI DISTRICT
- 3-80 TAU GAGAUZ-YERI
- 3-82 SPECIAL PRECINCTS (FOR TRANSDNIESTRIAN RESIDENTS)
- 3-84 VOTES ACCUMULATED BY COMPETITORS IN LOCALITIES

REPUBLIC OF MOLDOVA

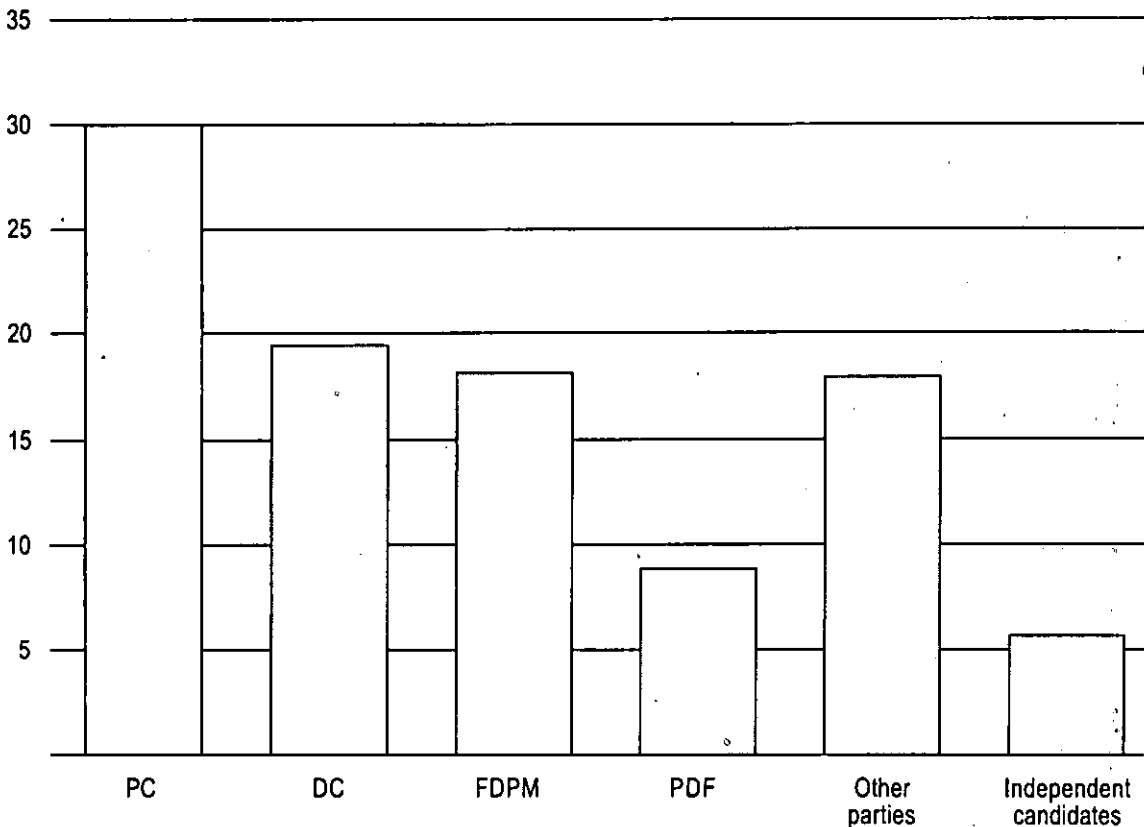


○ Surface area, km ²	33700
● Number of registered voters	2431218
○ Number of participating registered voters	1680470
● Percent of participating registered voters	69.12
○ Number of valid votes cast	1622987

RESULTS OF THE ELECTION

3

% of total



NUMBER OF VOTES CAST FOR ELECTORAL CONTESTANTS

Electoral Contestants	Abbreviation	Number of valid votes cast	%
Party of Communists	PC	487002	30.01
"Democratic Convention" Electoral Bloc	DC	315206	19.42
"For a Democratic and Prosperous Moldova" Electoral Bloc	FDPM	294691	18.16
Party of Democratic Forces	PDF	143428	8.84
Democratic Agrarian Party	DAP	58874	3.63
"Furnica" (Ant) Civic Alliance Electoral Bloc	FCA	53338	3.29
"Alliance of Democratic Forces" Electoral Bloc	ADF	36344	2.24
Party of Economic and Social Justice	PESJ	31663	1.95
Social Democratic Party	SDP	30169	1.86
"Socialist Unity" Electoral Bloc	SU	30169	1.83
"Speranța" (Hope) Social Democratic Electoral Bloc	SSD	21282	1.31
Plugaru Anatol		17736	1.09
Boicenco Valeriu		15245	0.94
Party of Socialists	PS	9514	0.59
Party of Reform	PR	8844	0.54
Christian Democratic Union	CDU	8342	0.51
Calinici Iulius		4617	0.28
Frecăușan Grigore		4615	0.28
United Party of Labour	UPL	3124	0.19
Reniță Valeriu		2983	0.18
Gheorghe Porcescu		2892	0.18
Pavel Creangă		2573	0.16
Stepan Barbov		2382	0.15

3

Electoral Contestants	Number of valid votes cast	%
Ion Lipciu	2132	0.13
Ion Odainic	2065	0.13
Pavel Lupacescu	1968	0.12
Nicolai Guțul	1899	0.12
Tihon Zaraf	1831	0.11
Eugen Zastavnețchi	1461	0.09
Ana Bologan	1460	0.09
Mihai Șuşu	1272	0.08
Chiril Ilie	1251	0.08
Alexei Repede	1153	0.07
Mihai Corj	1081	0.07
Nicolae Petrica	979	0.06
Cicala Evstafii	947	0.06
Andrei Coca	943	0.06
Renata Verejanu	933	0.06
Victor Gurău	919	0.06
Gheorghe Balmuş	909	0.06
Nester Samofalov	857	0.05
Serghei Popa	818	0.05
Anatolii Ungurean	796	0.05
Mihail Cabaniuc	769	0.05
Petru Pleșca	734	0.05
Feodor Boțan	675	0.04
Petru Ursu	651	0.04
Tudor Borta	640	0.04
Mihail Revin	612	0.04

Electoral Contestants	Number of valid votes cast	%
Gheorghe Urdea	590	0.04
Valentina Melnic	521	0.03
Dan Nour	517	0.03
Lidia Munteanu	500	0.03
Vladimir Djugostran	500	0.03
Ion Pranițchi	481	0.03
Mihail Boiciuc	477	0.03
Aurel Cepoi	468	0.03
Anatol Vițu	424	0.03
Gheorghii Constantinov	392	0.02
Boris Dariev	335	0.02
Nicolae Popistaș	335	0.02
Vasile Neculce	305	0.02
Tamara Socol	298	0.02
Boris Cernei	290	0.02
Mihail Kulev	277	0.02
Stepan Gradinar	271	0.02
Raisa Morari	252	0.02
Ion Batcu	250	0.02
Nicolai Pravdin	229	0.01
Alexei Frunze	227	0.01
Leonid Cucerenco	222	0.01
Vladimir Nicorici	188	0.01
Valeriu Danici	165	0.01
Aftenie Certan	126	0.01
Oleg Harciuc	81	0.00

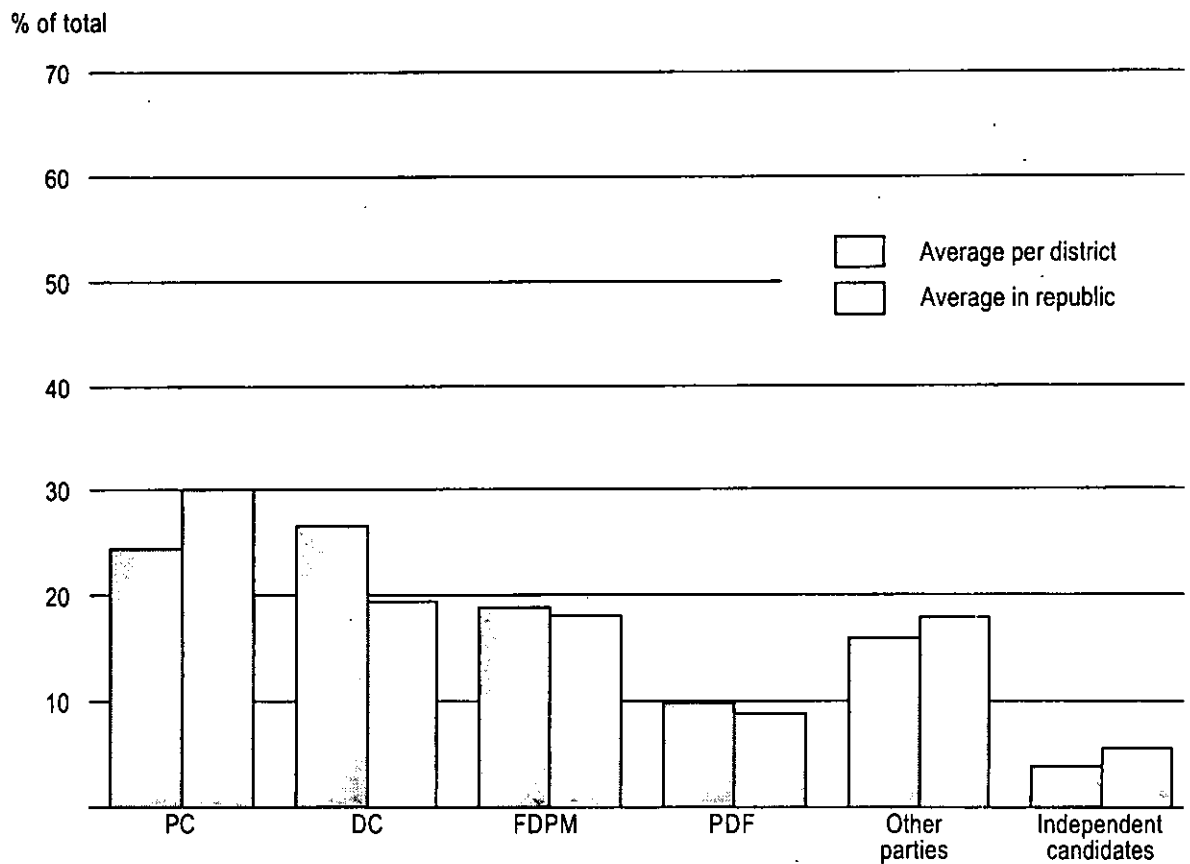


CHIŞINĂU MUNICIPALITY

● Number of registered voters	486261
● Number of participating registered voters	294405
● Percent of participating registered voters	60.54
● Number of valid votes cast	287171

3

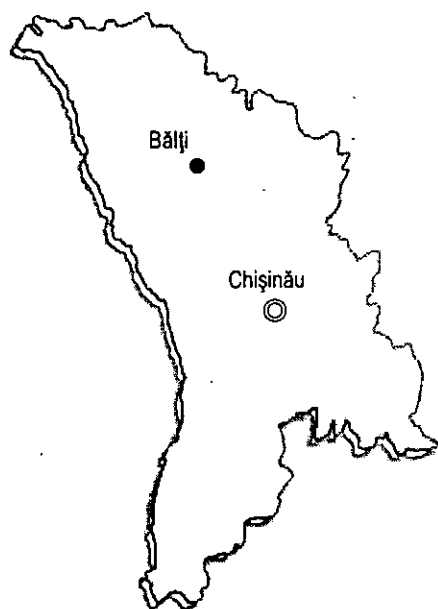
RESULTS OF THE ELECTION



NUMBER OF VOTES CAST FOR ELECTORAL CONTESTANTS

Electoral Contestants	Abbreviation	Number of valid votes cast	%
Party of Communists	PC	70446	24.53
"Democratic Convention" Electoral Bloc	DC	76390	26.60
"For a Democratic and Prosperous Moldova" Electoral Bloc	FDPM	54517	18.98
Party of Democratic Forces	PDF	28477	9.92
Democratic Agrarian Party	DAP	2792	0.97
"Furnica" (Ant) Civic Alliance Electoral Bloc	FCA	10943	3.81
"Alliance of Democratic Forces" Electoral Bloc	ADF	6250	2.18
Party of Economic and Social Justice	PESJ	1844	0.64
Social Democratic Party	SDP	3544	1.23
"Socialist Unity" Electoral Bloc	SU	12643	4.40
"Speranța" (Hope) Social Democratic Electoral Bloc	SSD	2832	0.99
Plugaru Anatol		1967	0.68
Boicenco Valeriu		1047	0.36
Party of Socialists	PS	1896	0.66
Party of Reform	PR	1578	0.55
Christian Democratic Union	CDU	1204	0.42
Calinici Iulius		208	0.07
Frecăuțan Grigore		251	0.09
United Party of Labour	UPL	464	0.16
Reniță Valeriu		856	0.30
Other independent candidates		7022	2.45

See votes accumulated in localities at page No 3-84.

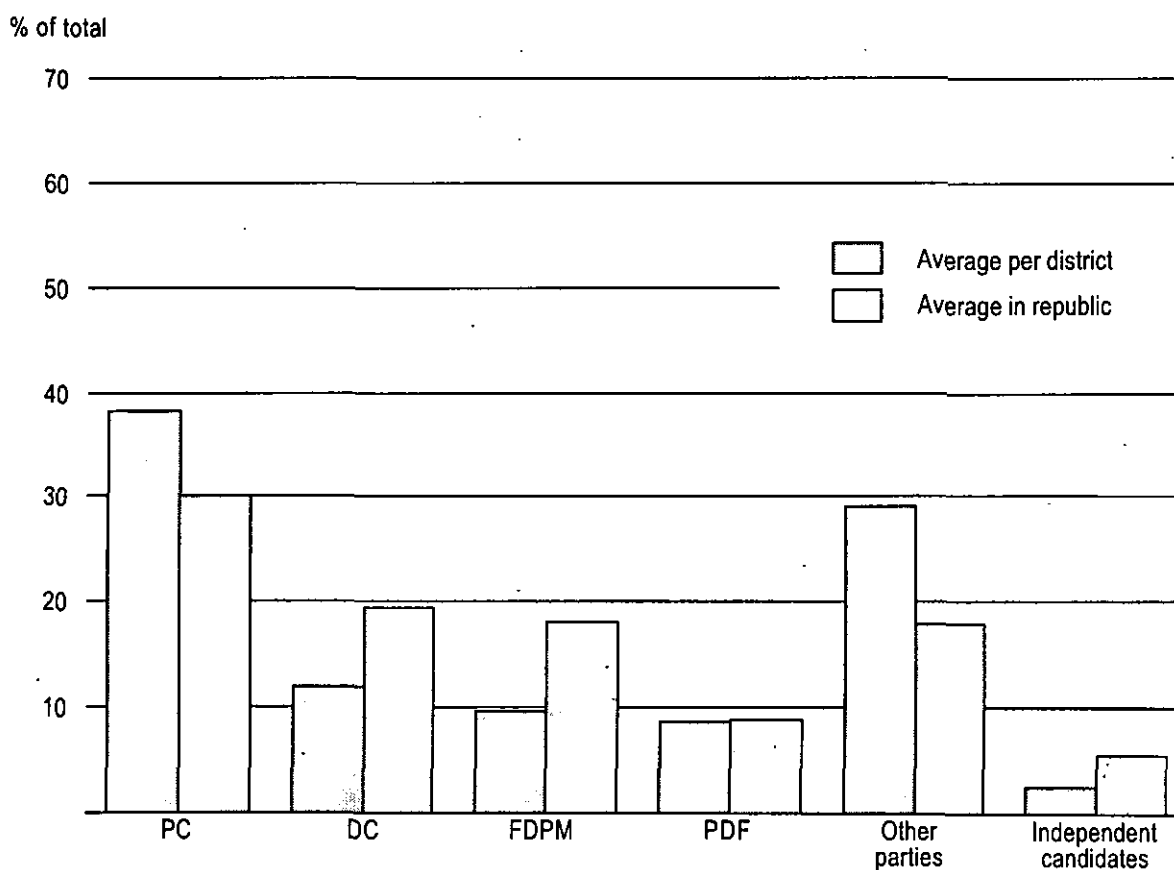


BĂLȚI MUNICIPALITY

● Distance from capital, km	138
● Number of registered voters	92900
● Number of participating registered voters	52279
● Percent of participating registered voters	56.27
● Number of valid votes cast	51052

3

RESULTS OF THE ELECTION



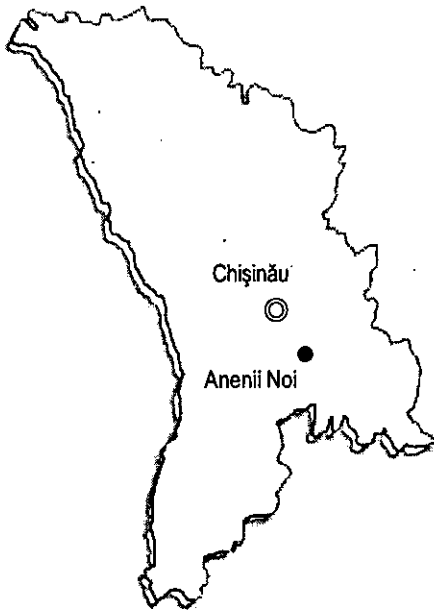
NUMBER OF VOTES CAST FOR ELECTORAL CONTESTANTS

Electoral Contestants	Abbreviation	Number of valid votes cast	%
Party of Communists	PC	19492	38.18
"Democratic Convention" Electoral Bloc	DC	6060	11.87
"For a Democratic and Prosperous Moldova" Electoral Bloc	FDPM	4897	9.59
Party of Democratic Forces	PDF	4462	8.74
Democratic Agrarian Party	DAP	1406	2.75
"Furnica" (Ant) Civic Alliance Electoral Bloc	FCA	5570	10.91
"Alliance of Democratic Forces" Electoral Bloc	ADF	392	0.77
Party of Economic and Social Justice	PESJ	429	0.84
Social Democratic Party	SDP	471	0.92
"Socialist Unity" Electoral Bloc	SU	5292	10.37
"Speranța" (Hope) Social Democratic Electoral Bloc	SSD	707	1.38
Plugaru Anatol		180	0.35
Boicenco Valeriu		153	0.30
Party of Socialists	PS	240	0.47
Party of Reform	PR	106	0.21
Christian Democratic Union	CDU	186	0.36
Calinici Iulius		11	0.02
Frecăușan Grigore		38	0.07
United Party of Labour	UPL	76	0.15
Reșiță Valeriu		31	0.06
Other independent candidates		853	1.67

See votes accumulated in localities at page No 3-86.

ANENII NOI

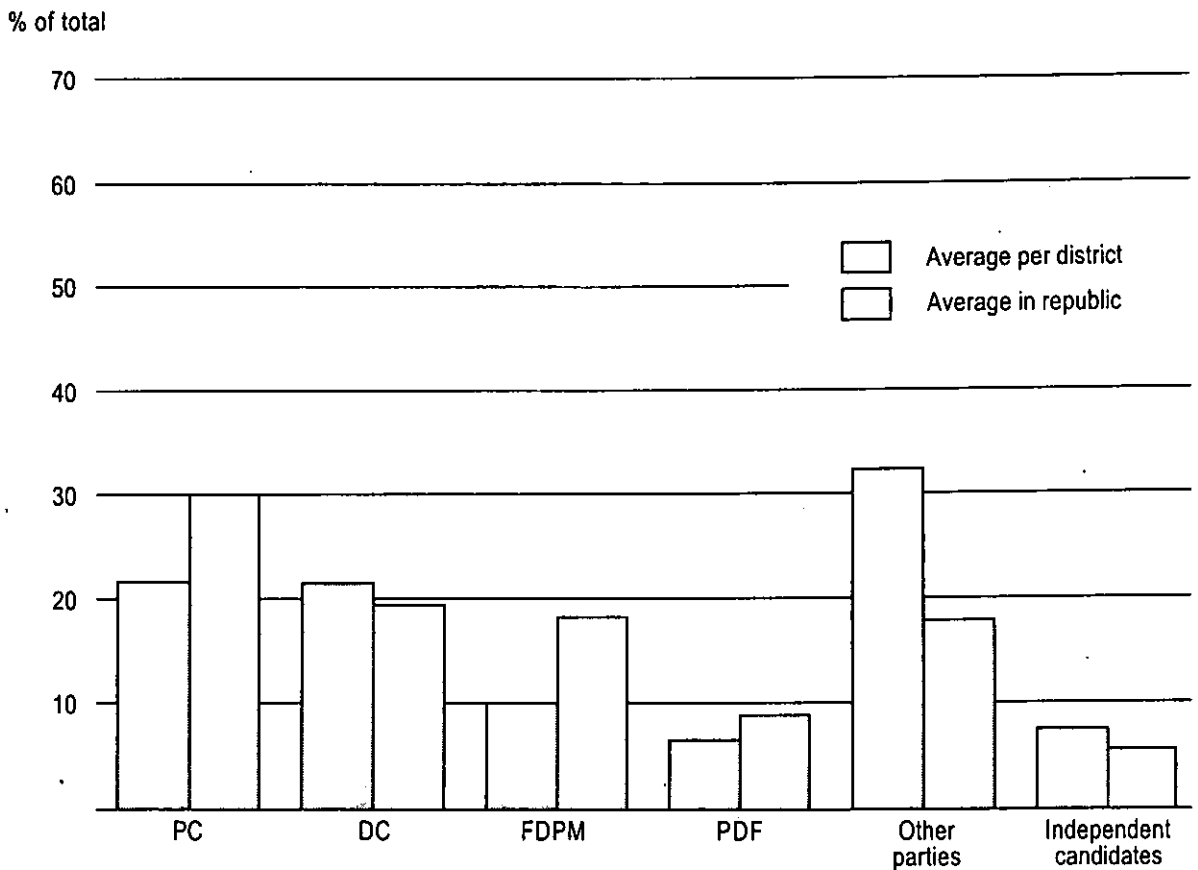
DISTRICT



● Surface area, km ²	820
● Distance from capital, km	32
● Number of registered voters	53289
● Number of participating registered voters	38901
● Percent of participating registered voters	73.00
● Number of valid votes cast	37677

3

RESULTS OF THE ELECTION



NUMBER OF VOTES CAST FOR ELECTORAL CONTESTANTS

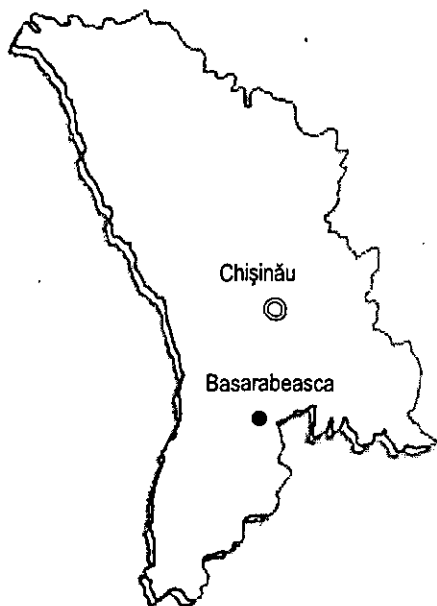
Electoral Contestants	Abbreviation	Number of valid votes cast	%
Party of Communists	PC	8199	21.76
"Democratic Convention" Electoral Bloc	DC	8133	21.59
"For a Democratic and Prosperous Moldova" Electoral Bloc	FDPM	3788	10.05
Party of Democratic Forces	PDF	2509	6.66
Democratic Agrarian Party	DAP	6668	17.70
"Furnica" (Ant) Civic Alliance Electoral Bloc	FCA	1372	3.64
"Alliance of Democratic Forces" Electoral Bloc	ADF	881	2.34
Party of Economic and Social Justice	PESJ	966	2.56
Social Democratic Party	SDP	357	0.95
"Socialist Unity" Electoral Bloc	SU	467	1.24
"Speranța" (Hope) Social Democratic Electoral Bloc	SSD	531	1.41
Plugaru Anatol		930	2.47
Boicenco Valeriu		360	0.96
Party of Socialists	PS	174	0.46
Party of Reform	PR	229	0.61
Christian Democratic Union	CDU	454	1.20
Calinici Iulius		7	0.02
Frecăușan Grigore		129	0.34
United Party of Labour	UPL	110	0.29
Reniaș Valeriu		72	0.19
Other independent candidates		1341	3.65

See votes accumulated in localities at page No 3-86.

3

BASARABEASCA

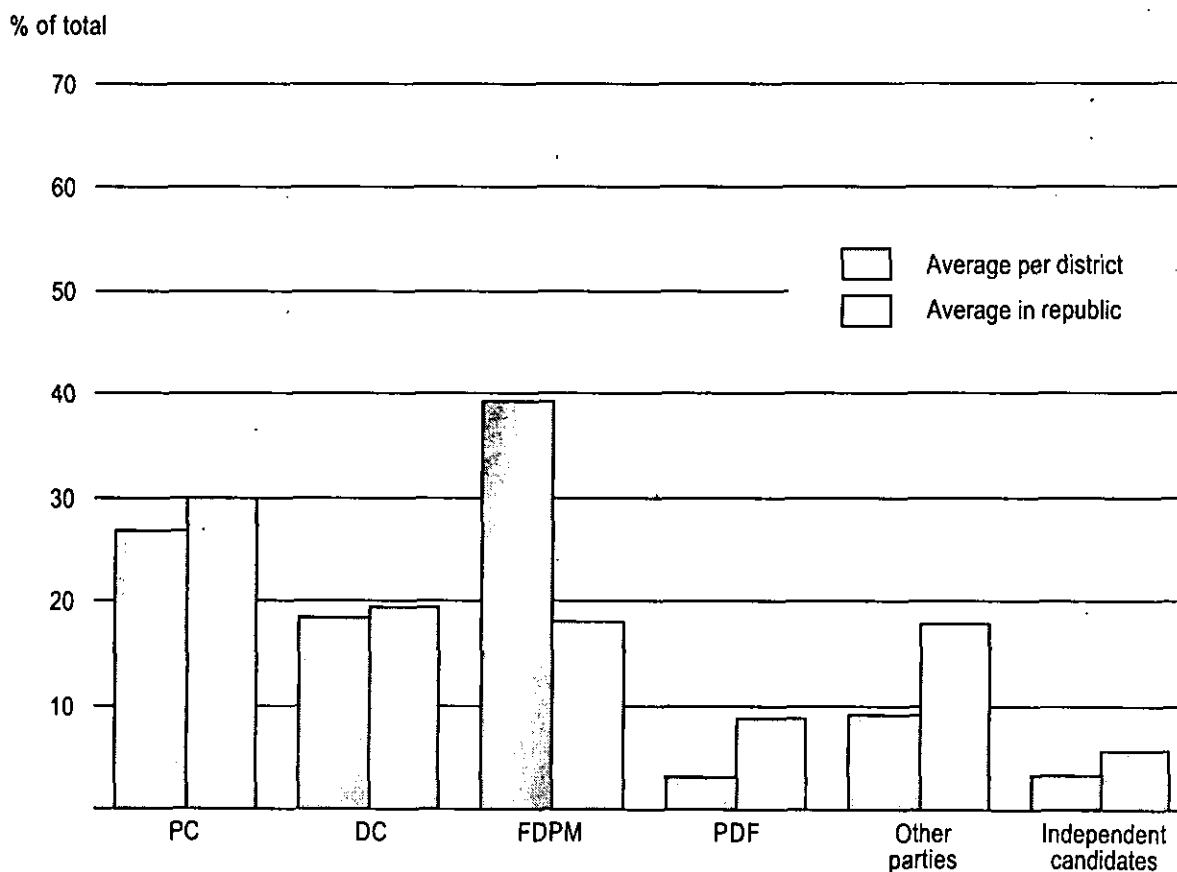
DISTRICT



● Surface area, km ²	510
● Distance from capital, km	101
● Number of registered voters	20876
● Number of participating registered voters	16181
● Percent of participating registered voters	77.51
● Number of valid votes cast	15683

3

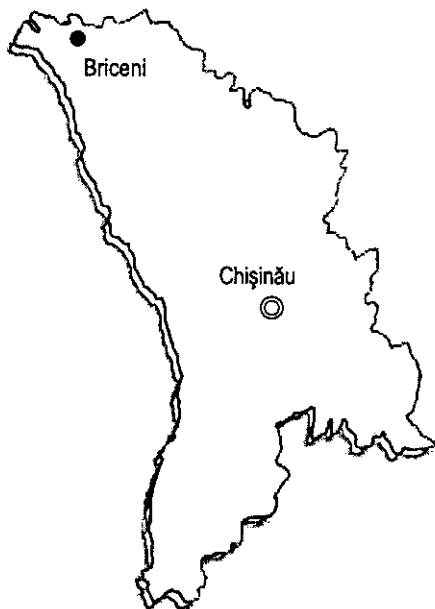
RESULTS OF THE ELECTION



NUMBER OF VOTES CAST FOR ELECTORAL CONTESTANTS

Electoral Contestants	Abbreviation	Number of valid votes cast	%
Party of Communists	PC	4201	26.79
"Democratic Convention" Electoral Bloc	DC	2896	18.47
"For a Democratic and Prosperous Moldova" Electoral Bloc	FDPM	6159	39.27
Party of Democratic Forces	PDF	500	3.19
Democratic Agrarian Party	DAP	386	2.46
"Fumica" (Ant) Civic Alliance Electoral Bloc	FCA	239	1.52
"Alliance of Democratic Forces" Electoral Bloc	ADF	170	1.08
Party of Economic and Social Justice	PESJ	181	1.15
Social Democratic Party	SDP	106	0.68
"Socialist Unity" Electoral Bloc	SU	192	1.22
"Speranța" (Hope) Social Democratic Electoral Bloc	SSD	34	0.22
Plugaru Anatol		48	0.31
Boicenco Valeriu		139	0.89
Party of Socialists	PS	34	0.22
Party of Reform	PR	29	0.18
Christian Democratic Union	CDU	32	0.20
Calinici Iulius		3	0.02
Frecăușan Grigore		21	0.13
United Party of Labour	UPL	17	0.11
Reșiță Valeriu		7	0.04
Other independent candidates		289	1.84

See votes accumulated in localities at page No 3-87.



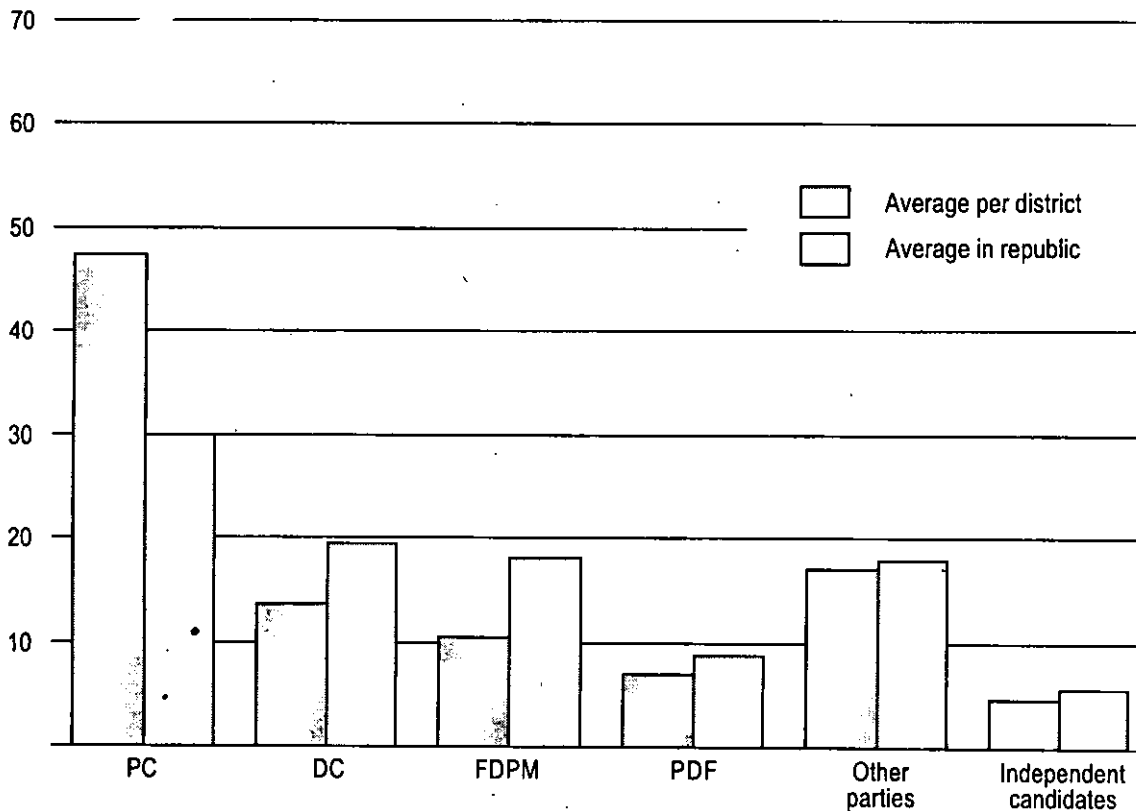
BRICENI DISTRICT

● Surface area, km ²	810
● Distance from capital, km	230
● Number of registered voters	59367
● Number of participating registered voters	41576
● Percent of participating registered voters	70.03
● Number of valid votes cast	39805

3

RESULTS OF THE ELECTION

% of total

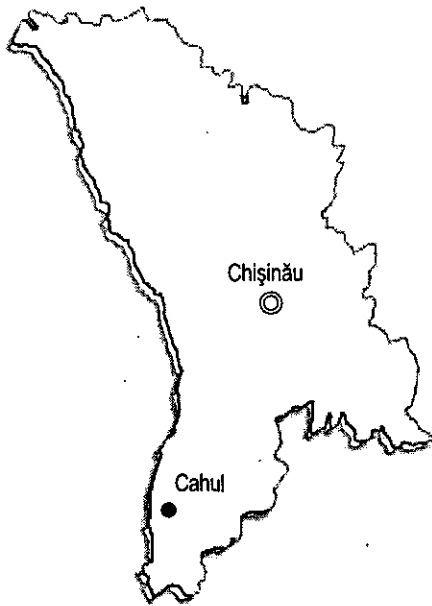


NUMBER OF VOTES CAST FOR ELECTORAL CONTESTANTS

Electoral Contestants	Abbreviation	Number of valid votes cast	%
Party of Communists	PC	18869	47.40
"Democratic Convention" Electoral Bloc	DC	5383	13.52
"For a Democratic and Prosperous Moldova" Electoral Bloc	FDPM	4162	10.46
Party of Democratic Forces	PDF	2765	6.95
Democratic Agrarian Party	DAP	3891	9.78
"Furnica" (Ant) Civic Alliance Electoral Bloc	FCA	486	1.22
"Alliance of Democratic Forces" Electoral Bloc	ADF	326	0.82
Party of Economic and Social Justice	PESJ	756	1.90
Social Democratic Party	SDP	242	0.61
"Socialist Unity" Electoral Bloc	SU	231	0.58
"Speranța" (Hope) Social Democratic Electoral Bloc	SSD	312	0.78
Plugaru Anatol		131	0.33
Boicenco Valeriu		314	0.79
Party of Socialists	PS	144	0.36
Party of Reform	PR	134	0.34
Christian Democratic Union	CDU	165	0.41
Calinici Iulius		434	1.09
Frecăușan Grigore		136	0.34
United Party of Labour	UPL	118	0.30
Reniță Valeriu		16	0.04
Other independent candidates		790	1.98

See votes accumulated in localities at page No 3-88.

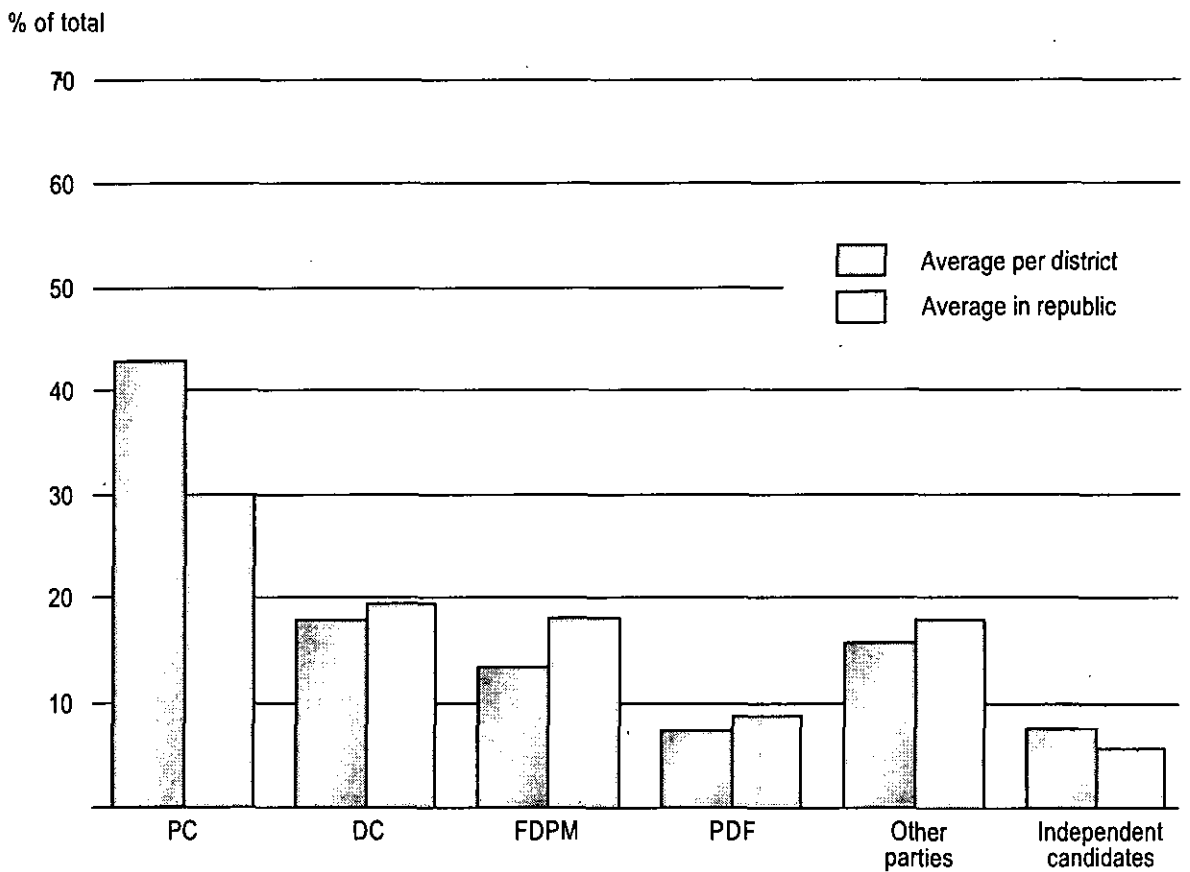
CAHUL DISTRICT



● Surface area, km ²	800
● Distance from capital, km	173
● Number of registered voters	49724
● Number of participating registered voters	37113
● Percent of participating registered voters	74.64
● Number of valid votes cast	35880

3

RESULTS OF THE ELECTION



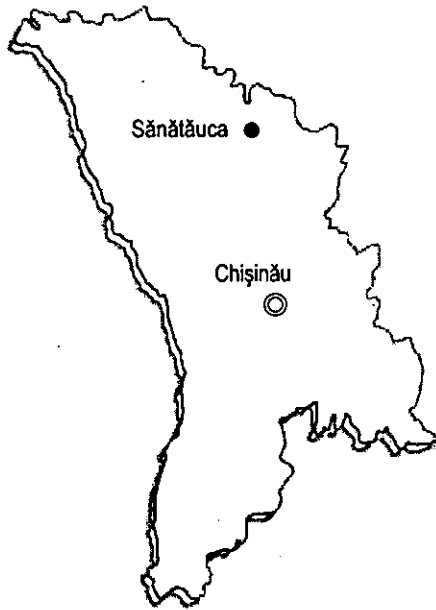
NUMBER OF VOTES CAST FOR ELECTORAL CONTESTANTS

Electoral Contestants	Abbreviation	Number of valid votes cast	%
Party of Communists	PC	15407	42.94
"Democratic Convention" Electoral Bloc	DC	6415	17.88
"For a Democratic and Prosperous Moldova" Electoral Bloc	FDPM	4829	13.46
Party of Democratic Forces	PDF	2682	7.47
Democratic Agrarian Party	DAP	875	2.44
"Furnica" (Ant) Civic Alliance Electoral Bloc	FCA	919	2.56
"Alliance of Democratic Forces" Electoral Bloc	ADF	527	1.47
Party of Economic and Social Justice	PESJ	1516	4.23
Social Democratic Party	SDP	576	1.61
"Socialist Unity" Electoral Bloc	SU	267	0.74
"Speranța" (Hope) Social Democratic Electoral Bloc	SSD	247	0.69
Plugaru Anatol		127	0.35
Boicenco Valeriu		165	0.46
Party of Socialists	PS	437	1.22
Party of Reform	PR	144	0.40
Christian Democratic Union	CDU	78	0.22
Calinici Iulius		3	0.01
Frecăuțan Grigore		120	0.33
United Party of Labour	UPL	41	0.11
Reniță Valeriu		16	0.04
Other independent candidates		489	1.36

See votes accumulated in localities at page No 3-89.

CAMENCA (SĂNĂȚAUCĂ)

DISTRICT

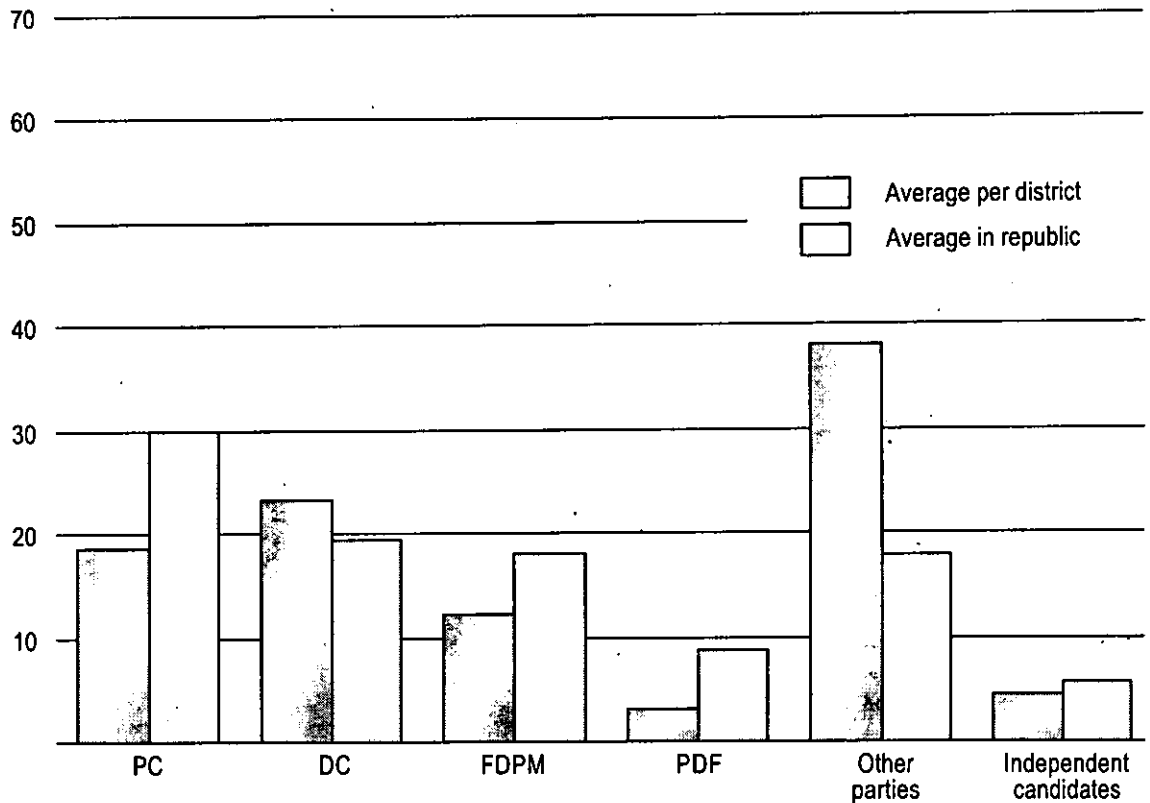


●● Surface area, km ²	750
● Distance from capital, km	160
● Number of registered voters	17875
● Number of participating registered voters	14695
● Percent of participating registered voters	82.21
● Number of valid votes cast	13739

3

RESULTS OF THE ELECTION

% of total



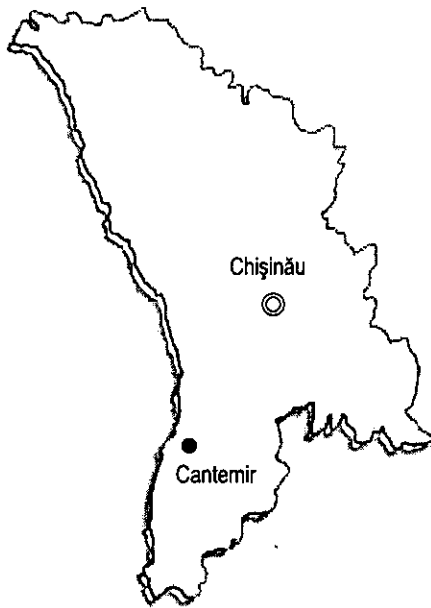
NUMBER OF VOTES CAST FOR ELECTORAL CONTESTANTS

Electoral Contestants	Abbreviation	Number of valid votes cast	%
Party of Communists	PC	2554	18.59
"Democratic Convention" Electoral Bloc	DC	3200	23.29
"For a Democratic and Prosperous Moldova" Electoral Bloc	FDPM	1694	12.33
Party of Democratic Forces	PDF	429	3.12
Democratic Agrarian Party	DAP	2536	18.46
"Fumica" (Ant) Civic Alliance Electoral Bloc	FCA	638	4.64
"Alliance of Democratic Forces" Electoral Bloc	ADF	250	1.82
Party of Economic and Social Justice	PESJ	621	4.52
Social Democratic Party	SDP	119	0.87
"Socialist Unity" Electoral Bloc	SU	99	0.72
"Speranța" (Hope) Social Democratic Electoral Bloc	SSD	36	0.26
Plugaru Anatol		184	1.34
Boicenco Valeriu		31	0.23
Party of Socialists	PS	835	6.08
Party of Reform	PR	28	0.20
Christian Democratic Union	CDU	19	0.14
Calinici Iulius		4	0.03
Frecăuțan Grigore		63	0.46
United Party of Labour	UPL	56	0.41
Reniță Valeriu		16	0.12
Other independent candidates		327	2.38

See votes accumulated in localities at page No 3-91.

CANTEMIR

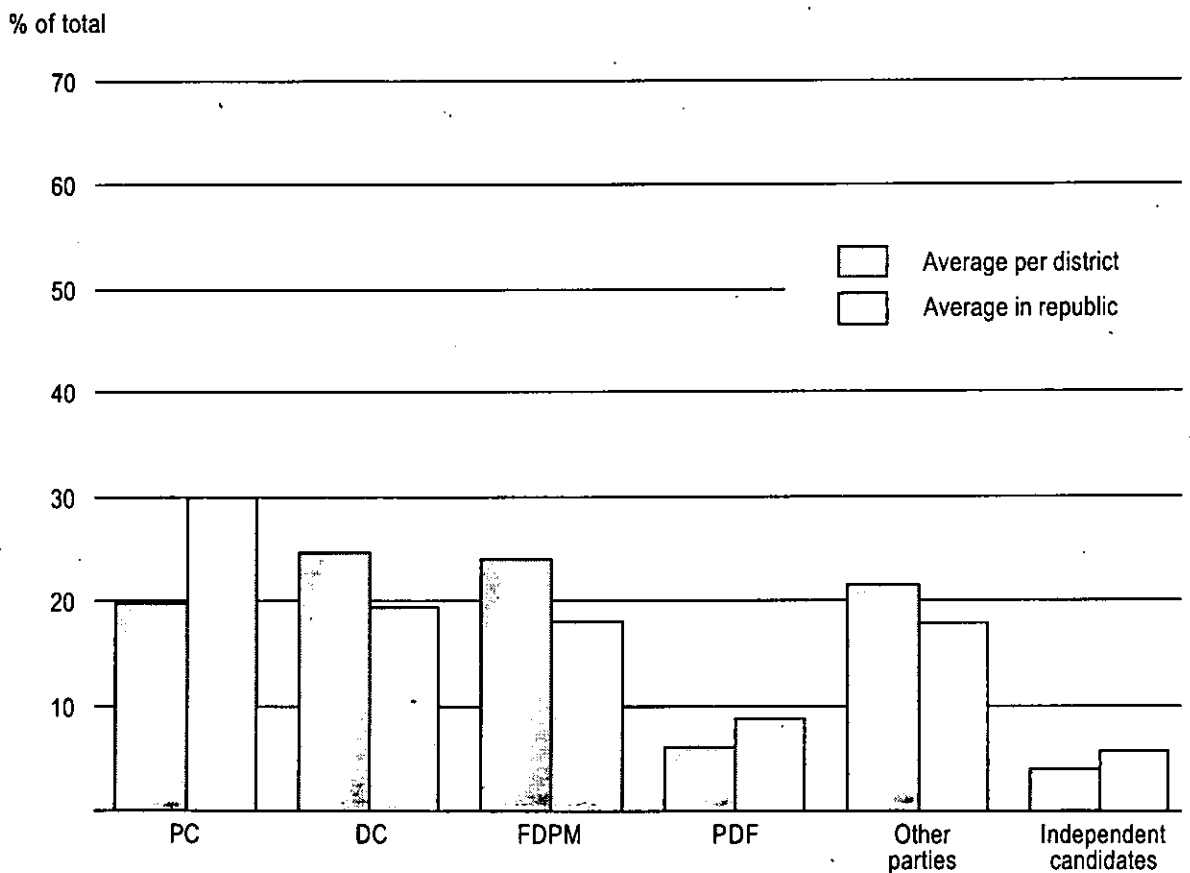
DISTRICT



● Surface area, km ²	860
● Distance from capital, km	124
● Number of registered voters	38451
● Number of participating registered voters	32108
● Percent of participating registered voters	83.50
● Number of valid votes cast	31168

3

RESULTS OF THE ELECTION



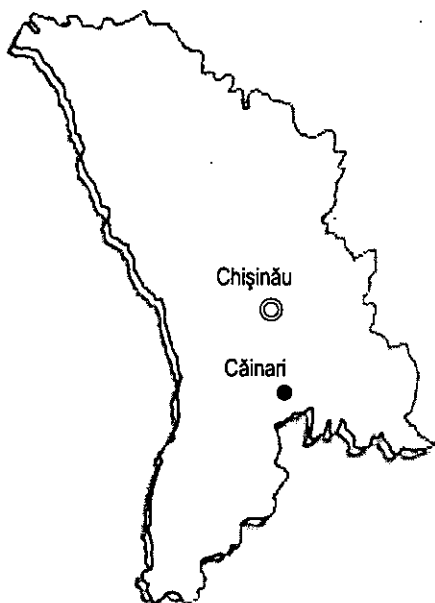
NUMBER OF VOTES CAST FOR ELECTORAL CONTESTANTS

Electoral Contestants	Abbreviation	Number of valid votes cast	%
Party of Communists	PC	6163	19.77
"Democratic Convention" Electoral Bloc	DC	7683	24.65
"For a Democratic and Prosperous Moldova" Electoral Bloc	FDPM	7514	24.11
Party of Democratic Forces	PDF	1881	6.04
Democratic Agrarian Party	DAP	3781	12.13
"Furnica" (Ant) Civic Alliance Electoral Bloc	FCA	383	1.23
"Alliance of Democratic Forces" Electoral Bloc	ADF	170	0.55
Party of Economic and Social Justice	PESJ	1232	3.95
Social Democratic Party	SDP	148	0.47
"Socialist Unity" Electoral Bloc	SU	290	0.93
"Speranța" (Hope) Social Democratic Electoral Bloc	SSD	308	0.99
Plugaru Anatol		183	0.59
Boicenco Valeriu		296	0.95
Party of Socialists	PS	205	0.66
Party of Reform	PR	72	0.23
Christian Democratic Union	CDU	34	0.11
Calinici Iulius		3	0.01
Frecăușan Grigore		163	0.52
United Party of Labour	UPL	102	0.33
Reșiță Valeriu		41	0.13
Other independent candidates		516	1.66

See votes accumulated in localities at page No 3-92.

CĂINARI

DISTRICT

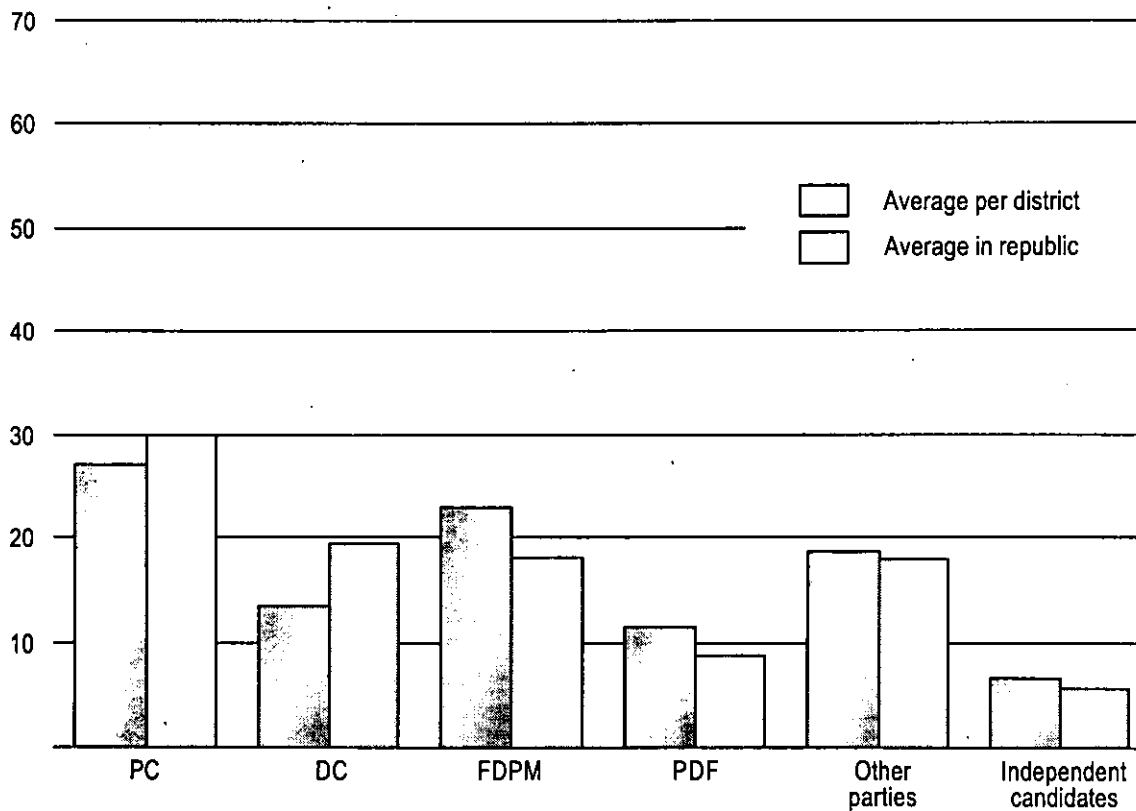


● Surface area, km ²	680
● Distance from capital, km	50
● Number of registered voters	25784
● Number of participating registered voters	18885
● Percent of participating registered voters	73.24
● Number of valid votes cast	18230

3

RESULTS OF THE ELECTION

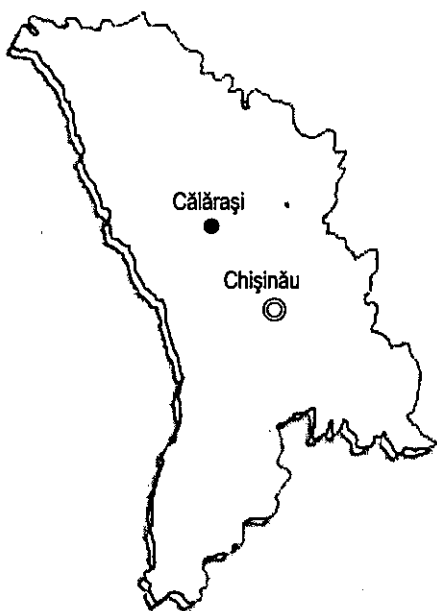
% of total



NUMBER OF VOTES CAST FOR ELECTORAL CONTESTANTS

Electoral Contestants	Abbreviation	Number of valid votes cast	%
Party of Communists	PC	4925	27.02
"Democratic Convention" Electoral Bloc	DC	2446	13.42
"For a Democratic and Prosperous Moldova" Electoral Bloc	FDPM	4180	22.93
Party of Democratic Forces	PDF	2090	11.46
Democratic Agrarian Party	DAP	225	-1.23
"Furnica" (Ant) Civic Alliance Electoral Bloc	FCA	726	3.98
"Alliance of Democratic Forces" Electoral Bloc	ADF	637	3.49
Party of Economic and Social Justice	PESJ	278	1.52
Social Democratic Party	SDP	436	2.39
"Socialist Unity" Electoral Bloc	SU	181	0.99
"Speranța" (Hope) Social Democratic Electoral Bloc	SSD	336	1.84
Plugaru Anatol		176	0.97
Boicenco Valeriu		461	2.53
Party of Socialists	PS	85	0.47
Party of Reform	PR	229	1.26
Christian Democratic Union	CDU	227	1.25
Calinici Iulius		5	0.03
Frecăuțan Grigore		54	0.30
United Party of Labour	UPL	36	0.20
Reniță Valeriu		42	0.23
Other independent candidates		455	2.50

See votes accumulated in localities at page No 3-94.



CĂLĂRAȘI

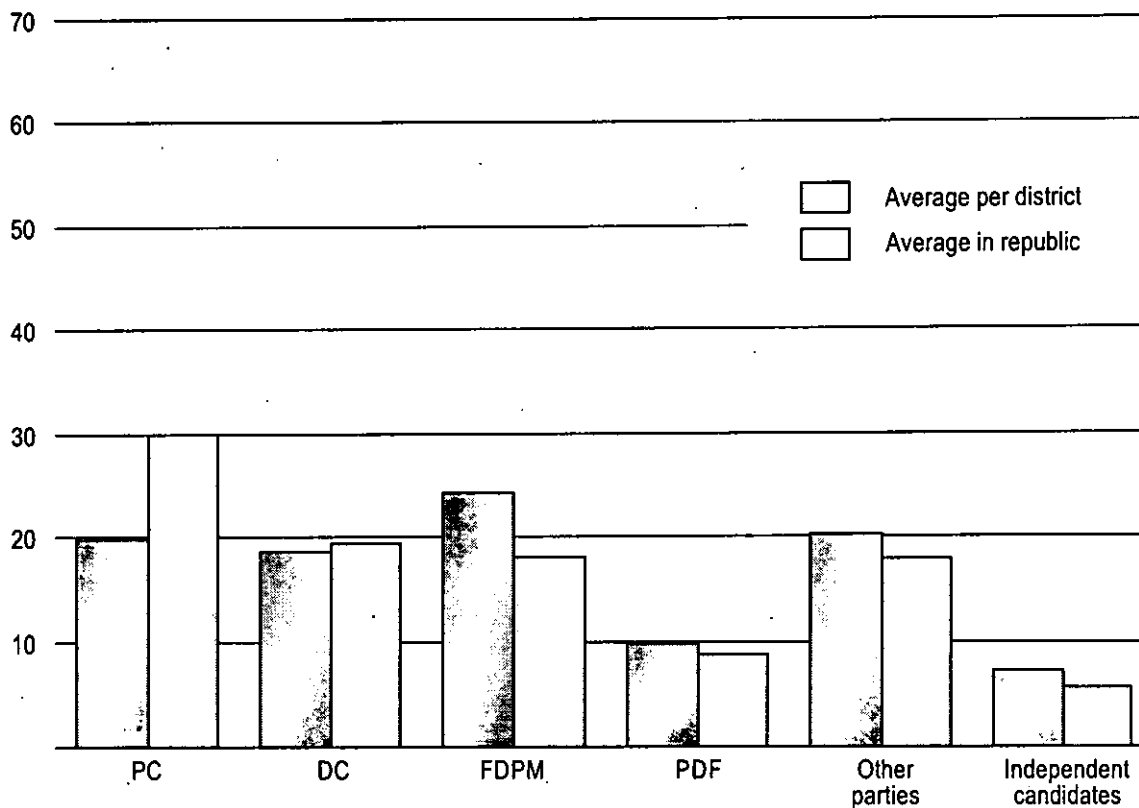
DISTRICT

● Surface area, km ²	760
● Distance from capital, km	49
● Number of registered voters	52088
● Number of participating registered voters	37928
● Percent of participating registered voters	72.82
● Number of valid votes cast	36334

3

RESULTS OF THE ELECTION

% of total



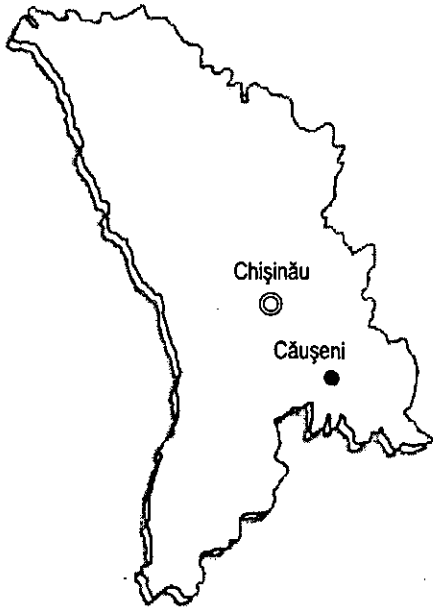
NUMBER OF VOTES CAST FOR ELECTORAL CONTESTANTS

Electoral Contestants	Abbreviation	Number of valid votes cast	%
Party of Communists	PC	7206	19.83
"Democratic Convention" Electoral Bloc	DC	6818	18.76
"For a Democratic and Prosperous Moldova" Electoral Bloc	FOPM	8809	24.24
Party of Democratic Forces	PDF	3504	9.64
Democratic Agrarian Party	DAP	1848	5.09
"Furnica" (Ant) Civic Alliance Electoral Bloc	FCA	739	2.03
"Alliance of Democratic Forces" Electoral Bloc	ADF	882	2.43
Party of Economic and Social Justice	PESJ	1354	3.73
Social Democratic Party	SDP	1013	2.79
"Socialist Unity" Electoral Bloc	SU	379	1.04
"Speranța" (Hope) Social Democratic Electoral Bloc	SSD	505	1.39
Plugaru Anatol		665	1.83
Boicenco Valeriu		424	1.17
Party of Socialists	PS	167	0.46
Party of Reform	PR	275	0.76
Christian Democratic Union	CDU	106	0.29
Calinici Iulius		10	0.03
Frecăuțan Grigore		157	0.43
United Party of Labour	UPL	98	0.27
Reniță Valeriu		42	0.12
Other independent candidates		1333	3.67

See votes accumulated in localities at page No 3-95.

CĂUȘENI

DISTRICT

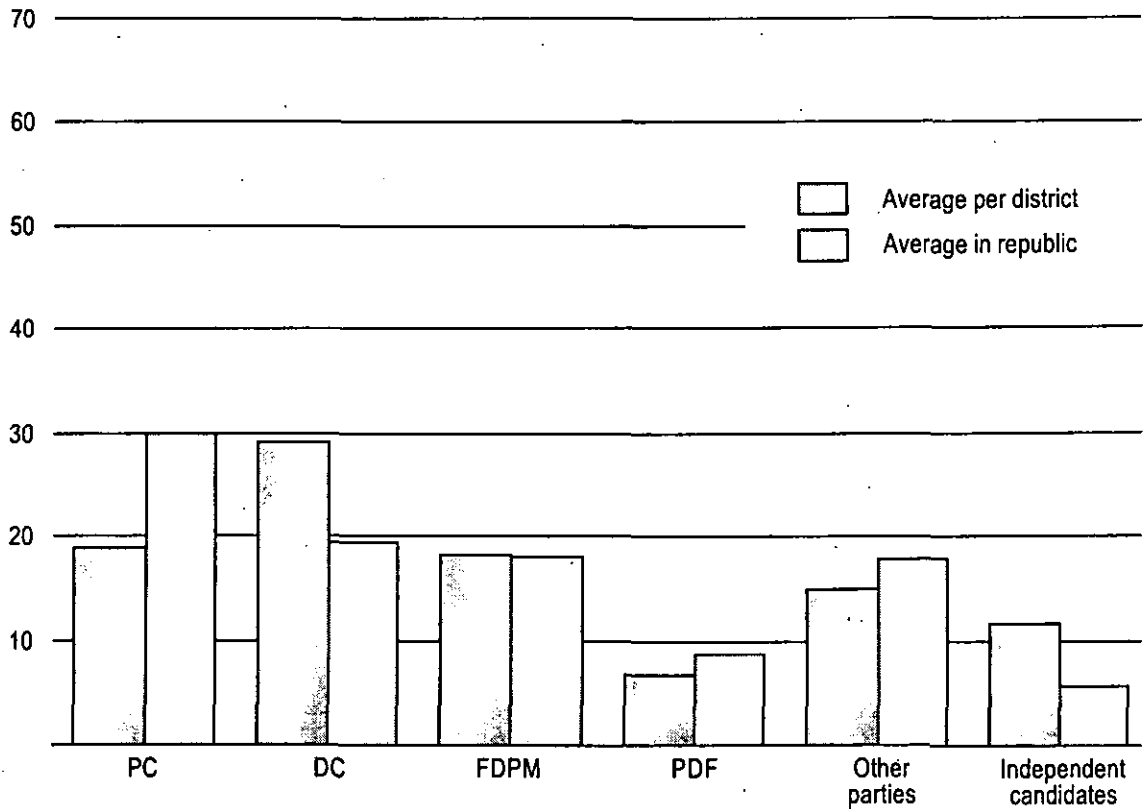


● Surface area, km ²	820
● Distance from capital, km	88
● Number of registered voters	42654
● Number of participating registered voters	33524
● Percent of participating registered voters	78.60
● Number of valid votes cast	32089

3

RESULTS OF THE ELECTION

% of total

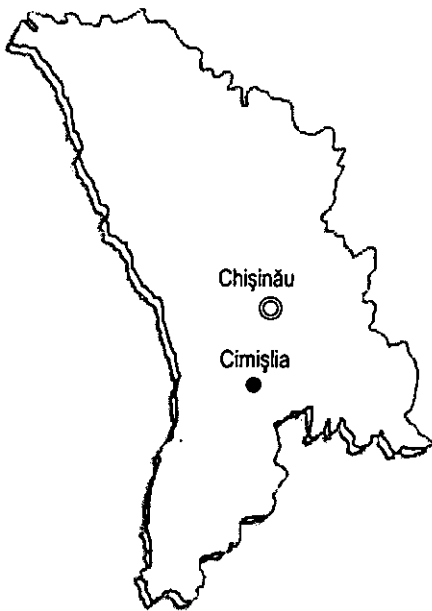


NUMBER OF VOTES CAST FOR ELECTORAL CONTESTANTS

Electoral Contestants	Abbreviation	Number of valid votes cast	%
Party of Communists	PC	6079	18.94
"Democratic Convention" Electoral Bloc	DC	9339	29.10
"For a Democratic and Prosperous Moldova" Electoral Bloc	FDPM	5884	18.34
Party of Democratic Forces	PDF	2199	6.85
Democratic Agrarian Party	DAP	430	1.34
"Furnica" (Ant) Civic Alliance Electoral Bloc	FCA	725	2.26
"Alliance of Democratic Forces" Electoral Bloc	ADF	1136	3.54
Party of Economic and Social Justice	PESJ	839	2.61
Social Democratic Party	SDP	470	1.46
"Socialist Unity" Electoral Bloc	SU	305	0.95
"Speranța" (Hope) Social Democratic Electoral Bloc	SSD	214	0.67
Plugaru Anatol		267	0.83
Boicenco Valeriu		866	2.70
Party of Socialists	PS	108	0.34
Party of Reform	PR	236	0.74
Christian Democratic Union	CDU	317	0.99
Calinici Iulius		16	0.05
Frecăușan Grigore		131	0.41
United Party of Labour	UPL	41	0.13
Reniță Valeriu		31	0.10
Other independent candidates		2456	7.65

See votes accumulated in localities at page No 3-97.

CIMIȘLIA DISTRICT

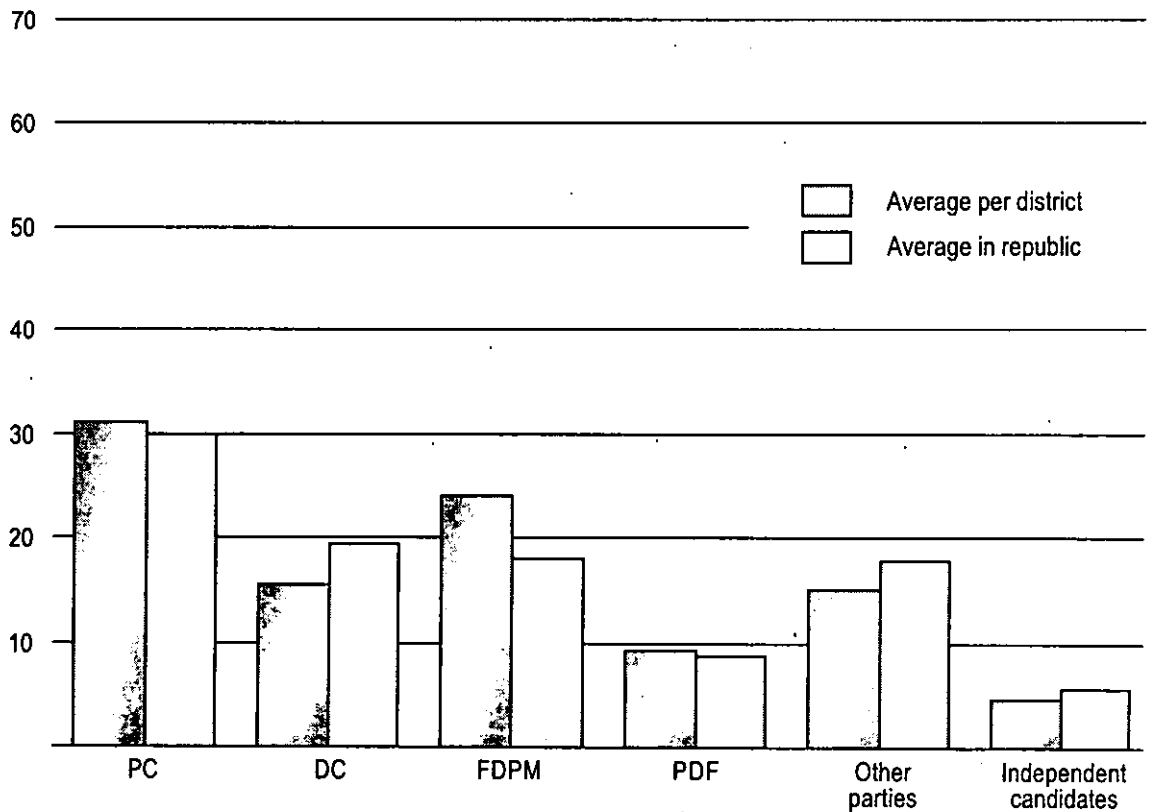


● Surface area, km ²	820
● Distance from capital, km	75
● Number of registered voters	34256
● Number of participating registered voters	27676
● Percent of participating registered voters	80.79
● Number of valid votes cast	26651

3

RESULTS OF THE ELECTION

% of total



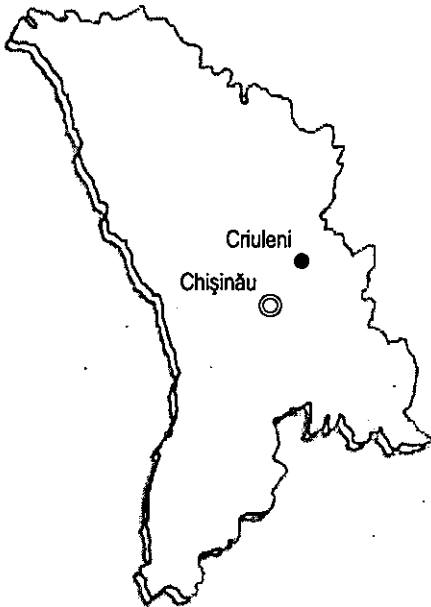
NUMBER OF VOTES CAST FOR ELECTORAL CONTESTANTS

Electoral Contestants	Abbreviation	Number of valid votes cast	%
Party of Communists	PC	8288	31.10
"Democratic Convention" Electoral Bloc	DC	4162	15.62
"For a Democratic and Prosperous Moldova" Electoral Bloc	FDPM	6441	24.17
Party of Democratic Forces	PDF	2470	9.27
Democratic Agrarian Party	DAP	910	3.41
"Fumica" (Ant) Civic Alliance Electoral Bloc	FCA	605	2.27
"Alliance of Democratic Forces" Electoral Bloc	ADF	686	2.57
Party of Economic and Social Justice	PESJ	300	1.13
Social Democratic Party	SDP	422	1.58
"Socialist Unity" Electoral Bloc	SU	171	0.64
"Speranța" (Hope) Social Democratic Electoral Bloc	SSD	561	2.10
Plugaru Anatol		118	0.44
Boicenco Valeriu		239	0.90
Party of Socialists	PS	90	0.34
Party of Reform	PR	167	0.63
Christian Democratic Union	CDU	44	0.17
Calinici Iulius		6	0.02
Frecăușan Grigore		84	0.32
United Party of Labour	UPL	67	0.25
Reniță Valeriu		23	0.09
Other independent candidates		797	2.99

See votes accumulated in localities at page No 3-98.

CRIULENI

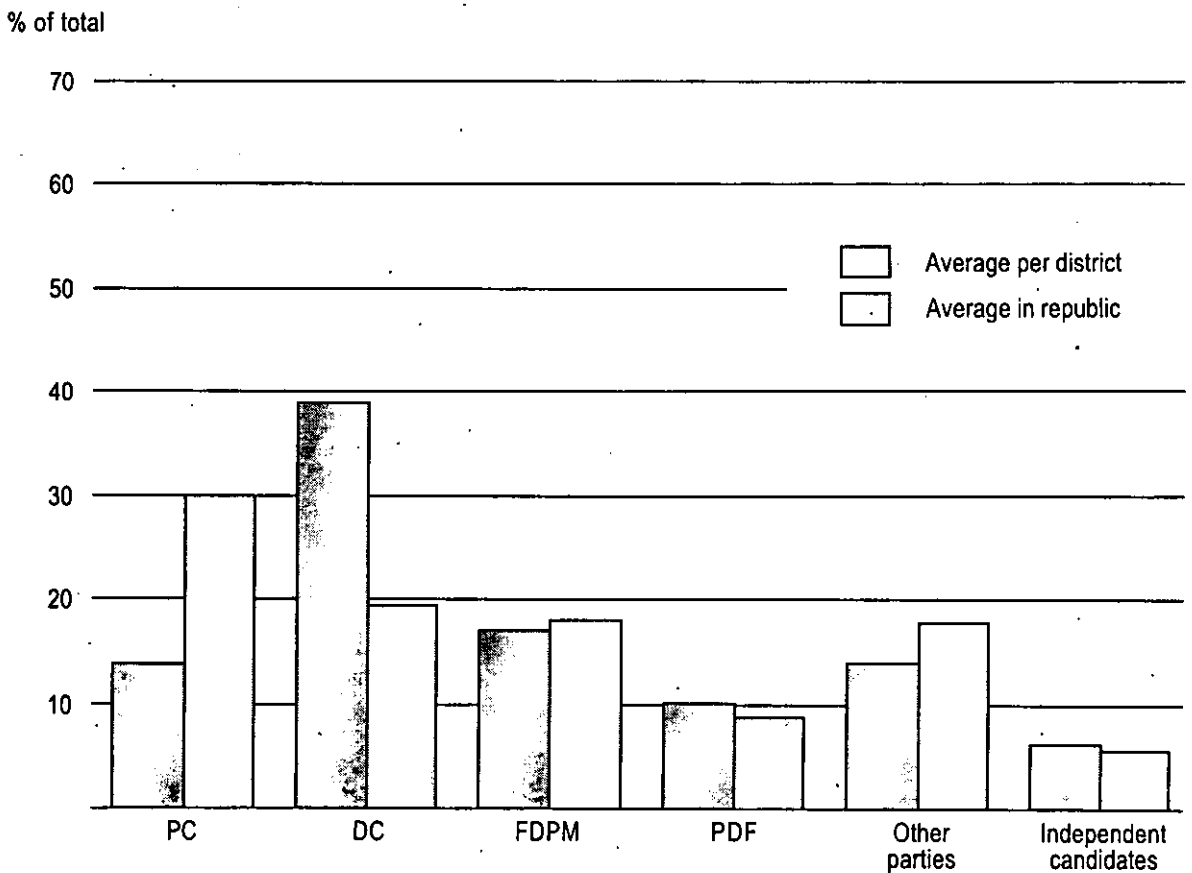
DISTRICT



● Surface area, km ²	850
● Distance from capital, km	43
● Number of registered voters	54348
● Number of participating registered voters	39699
● Percent of participating registered voters	73.05
● Number of valid votes cast	38064

3

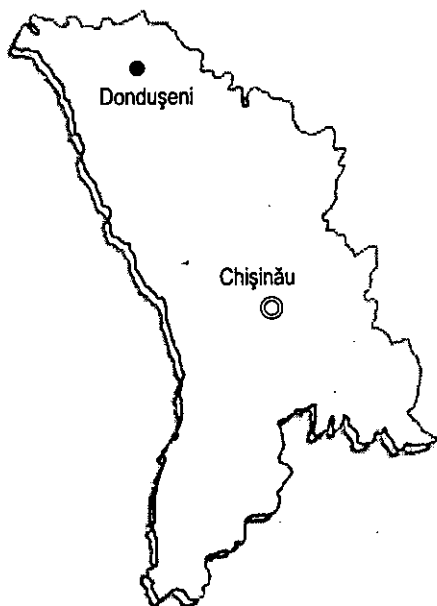
RESULTS OF THE ELECTION



NUMBER OF VOTES CAST FOR ELECTORAL CONTESTANTS

Electoral Contestants	Abbreviation	Number of valid votes cast	%
Party of Communists	PC	5227	13.73
"Democratic Convention" Electoral Bloc	DC	14795	38.87
"For a Democratic and Prosperous Moldova" Electoral Bloc	FDPM	6534	17.17
Party of Democratic Forces	PDF	3829	10.06
Democratic Agrarian Party	DAP	382	1.00
"Furnica" (Ant) Civic Alliance Electoral Bloc	FCA	843	2.21
"Alliance of Democratic Forces" Electoral Bloc	ADF	911	2.39
Party of Economic and Social Justice	PESJ	728	1.91
Social Democratic Party	SDP	1171	3.08
"Socialist Unity" Electoral Bloc	SU	334	0.88
"Speranța" (Hope) Social Democratic Electoral Bloc	SSD	301	0.79
Plugaru Anatol		529	1.39
Boicenco Valeriu		710	1.87
Party of Socialists	PS	112	0.29
Party of Reform	PR	211	0.55
Christian Democratic Union	CDU	299	0.79
Calinici Iulius		17	0.04
Frecăușan Grigore		130	0.34
United Party of Labour	UPL	55	0.14
Reșiță Valeriu		61	0.16
Other independent candidates		885	2.33

See votes accumulated in localities at page No 3-100.



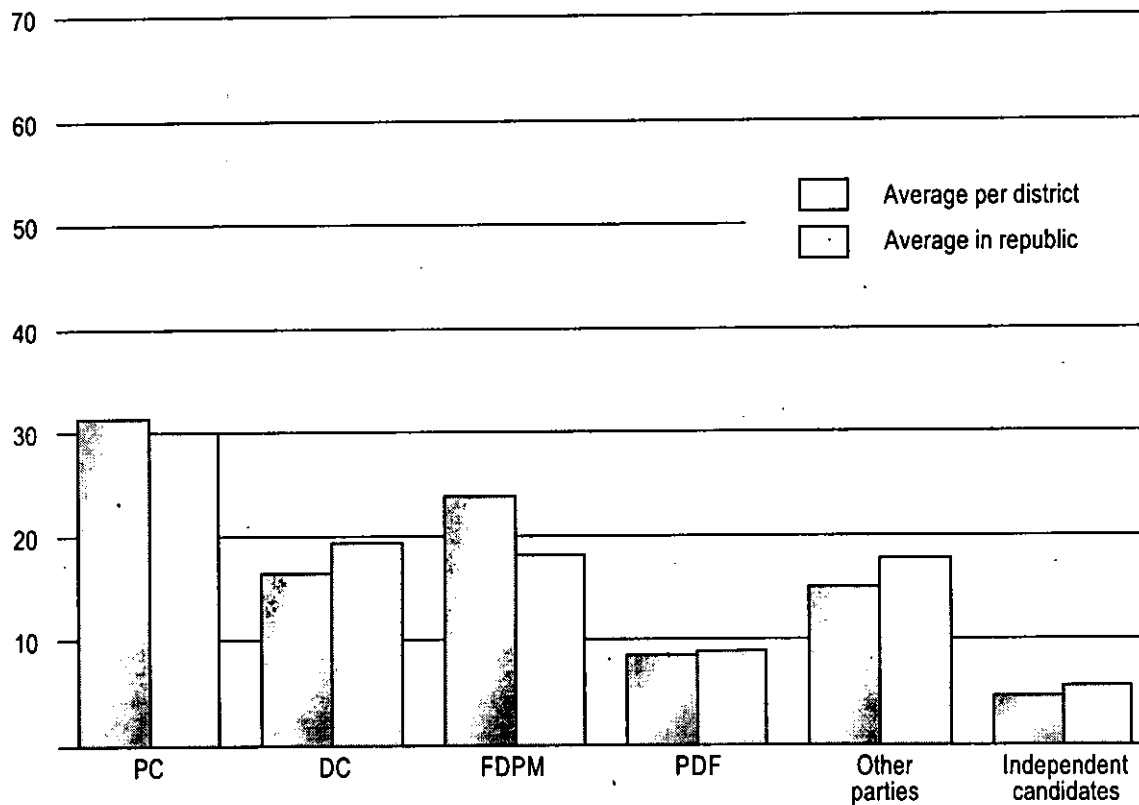
DONDUȘENI DISTRICT

● Surface area, km ²	890
● Distance from capital, km	197
● Number of registered voters	49860
● Number of participating registered voters	36514
● Percent of participating registered voters	73.23
● Number of valid votes cast	35071

3

RESULTS OF THE ELECTION

% of total



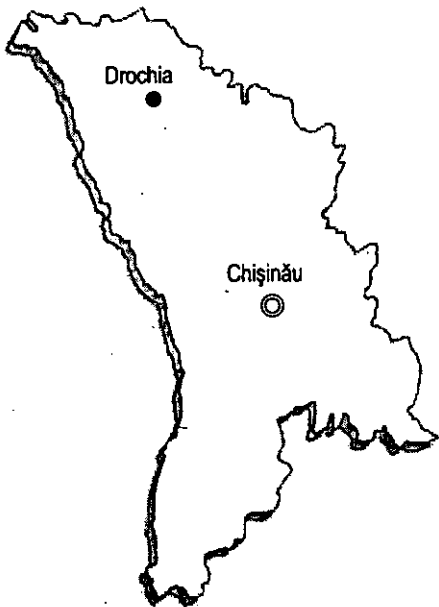
NUMBER OF VOTES CAST FOR ELECTORAL CONTESTANTS

Electoral Contestants	Abbreviation	Number of valid votes cast	%
Party of Communists	PC	10990	31.34
"Democratic Convention" Electoral Bloc	DC	5782	16.49
"For a Democratic and Prosperous Moldova" Electoral Bloc	FDPM	8362	23.84
Party of Democratic Forces	PDF	3009	8.58
Democratic Agrarian Party	DAP	1719	4.90
"Furnica" (Ant) Civic Alliance Electoral Bloc	FCA	423	1.21
"Alliance of Democratic Forces" Electoral Bloc	ADF	432	1.23
Party of Economic and Social Justice	PESJ	545	1.55
Social Democratic Party	SDP	627	1.79
"Socialist Unity" Electoral Bloc	SU	599	1.71
"Speranța" (Hope) Social Democratic Electoral Bloc	SSD	310	0.88
Plugaru Anatol		385	1.10
Boicenco Valeriu		294	0.84
Party of Socialists	PS	115	0.33
Party of Reform	PR	308	0.88
Christian Democratic Union	CDU	175	0.50
Calinici Iulius		16	0.05
Frecăușan Grigore		144	0.41
United Party of Labour	UPL	57	0.16
Reniță Valeriu		54	0.15
Other independent candidates		725	2.07

See votes accumulated in localities at page No 3-102.

DROCHIA

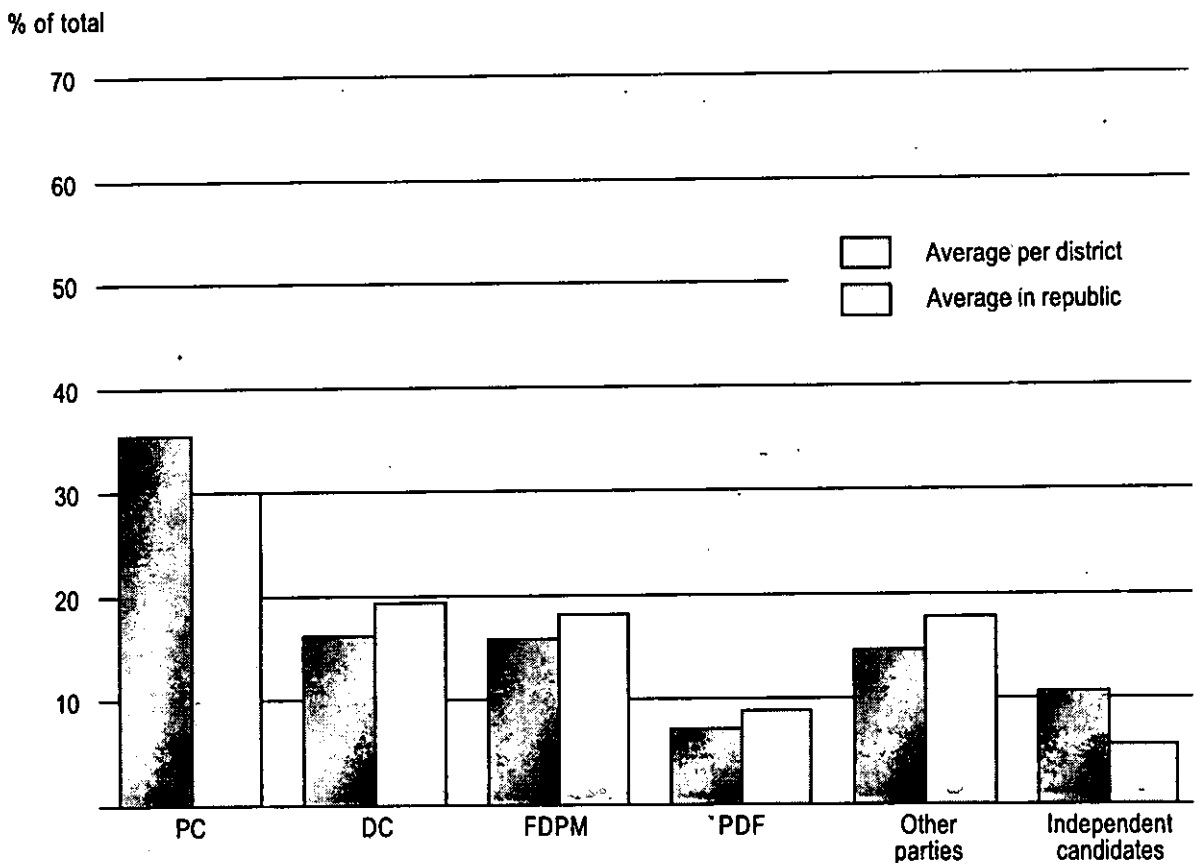
DISTRICT



● Surface area, km ²	780
● Distance from capital, km	167
● Number of registered voters	52006
● Number of participating registered voters	41935
● Percent of participating registered voters	80.63
● Number of valid votes cast	40208

3

RESULTS OF THE ELECTION

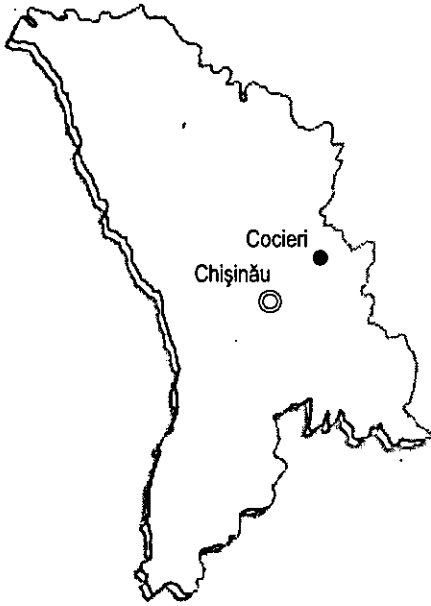


NUMBER OF VOTES CAST FOR ELECTORAL CONTESTANTS

Electoral Contestants	Abbreviation	Number of valid votes cast	%
Party of Communists	PC	14230	35.39
"Democratic Convention" Electoral Bloc	DC	6532	16.25
"For a Democratic and Prosperous Moldova" Electoral Bloc	FDPM	6409	15.94
Party of Democratic Forces	PDF	2885	7.18
Democratic Agrarian Party	DAP	1090	2.71
"Fumica" (Ant) Civic Alliance Electoral Bloc	FCA	1269	3.16
"Alliance of Democratic Forces" Electoral Bloc	ADF	662	1.65
Party of Economic and Social Justice	PESJ	848	2.11
Social Democratic Party	SDP	578	1.44
"Socialist Unity" Electoral Bloc	SU	228	0.57
"Speranța" (Hope) Social Democratic Electoral Bloc	SSD	535	1.33
Plugaru Anatol		410	1.02
Boicenco Valeriu		211	0.52
Party of Socialists	PS	137	0.34
Party of Reform	PR	118	0.29
Christian Democratic Union	CDU	358	0.89
Calinici Iulius		1909	4.75
Frecăușan Grigore		229	0.57
United Party of Labour	UPL	68	0.17
Reniță Valeriu		36	0.09
Other independent candidates		1466	3.65

See votes accumulated in localities at page No 3-104.

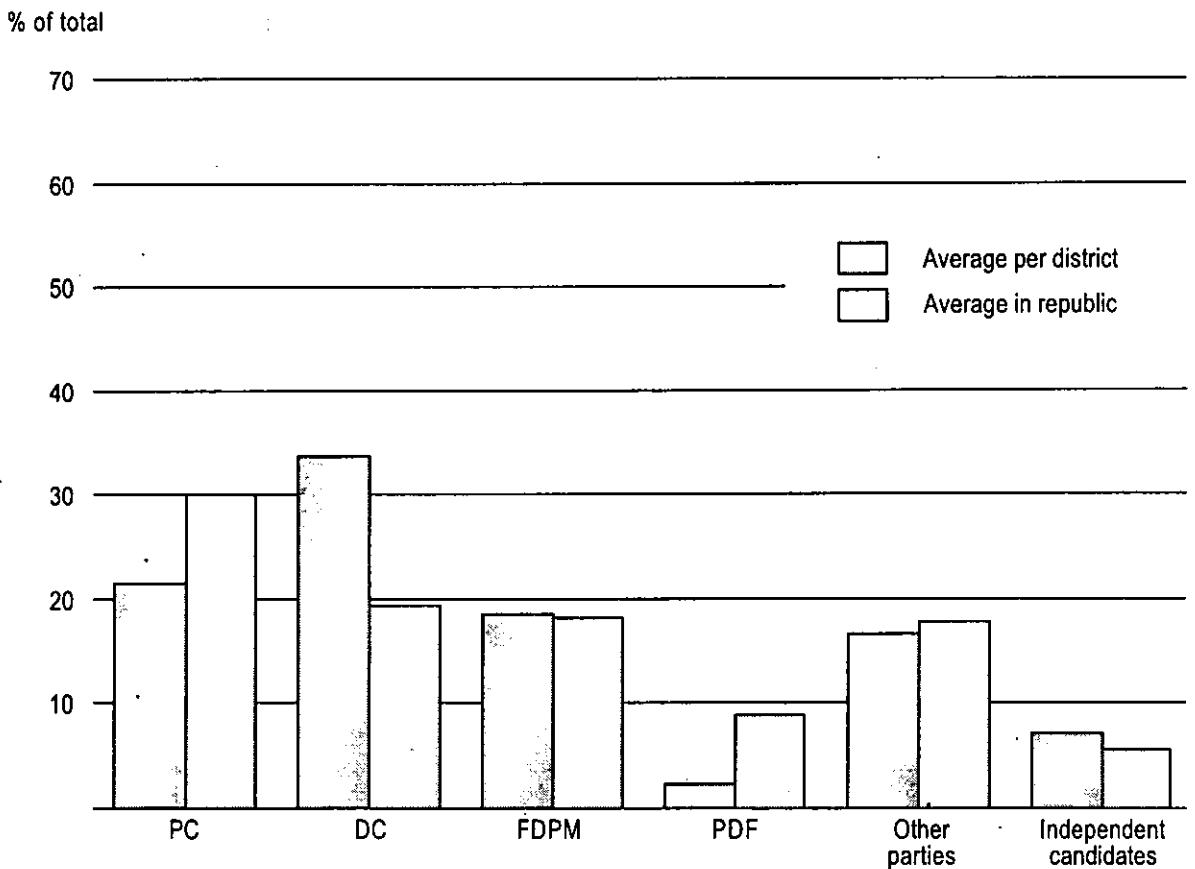
DUBĂSARI (COCIERI) DISTRICT



● Surface area, km ²	670
● Distance from capital, km	50
● Number of registered voters	20234
● Number of participating registered voters	16138
● Percent of participating registered voters	79.76
● Number of valid votes cast	15606

3

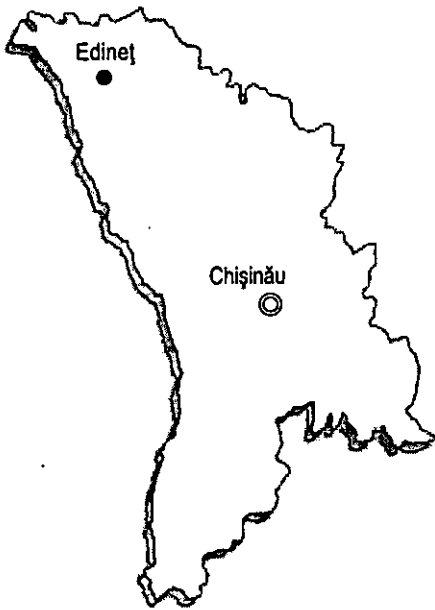
RESULTS OF THE ELECTION



NUMBER OF VOTES CAST FOR ELECTORAL CONTESTANTS

Electoral Contestants	Abbreviation	Number of valid votes cast	%
Party of Communists	PC	3361	21.54
"Democratic Convention" Electoral Bloc	DC	5271	33.78
"For a Democratic and Prosperous Moldova" Electoral Bloc	FDPM	2902	18.60
Party of Democratic Forces	PDF	378	2.42
Democratic Agrarian Party	DAP	154	0.99
"Furnica" (Ant) Civic Alliance Electoral Bloc	FCA	152	0.97
"Alliance of Democratic Forces" Electoral Bloc	ADF	202	1.29
Party of Economic and Social Justice	PESJ	105	0.67
Social Democratic Party	SDP	442	2.83
"Socialist Unity" Electoral Bloc	SU	100	0.64
"Speranța" (Hope) Social Democratic Electoral Bloc	SSD	1301	8.34
Plugaru Anatol		121	0.78
Boicenco Valeriu		165	1.06
Party of Socialists	PS	49	0.31
Party of Reform	PR	26	0.17
Christian Democratic Union	CDU	23	0.15
Calinici Iulius		0	0.00
Frecăușan Grigore		23	0.15
United Party of Labour	UPL	34	0.22
Reniță Valeriu		17	0.11
Other independent candidates		780	5.00

See votes accumulated in localities at page No 3-105.



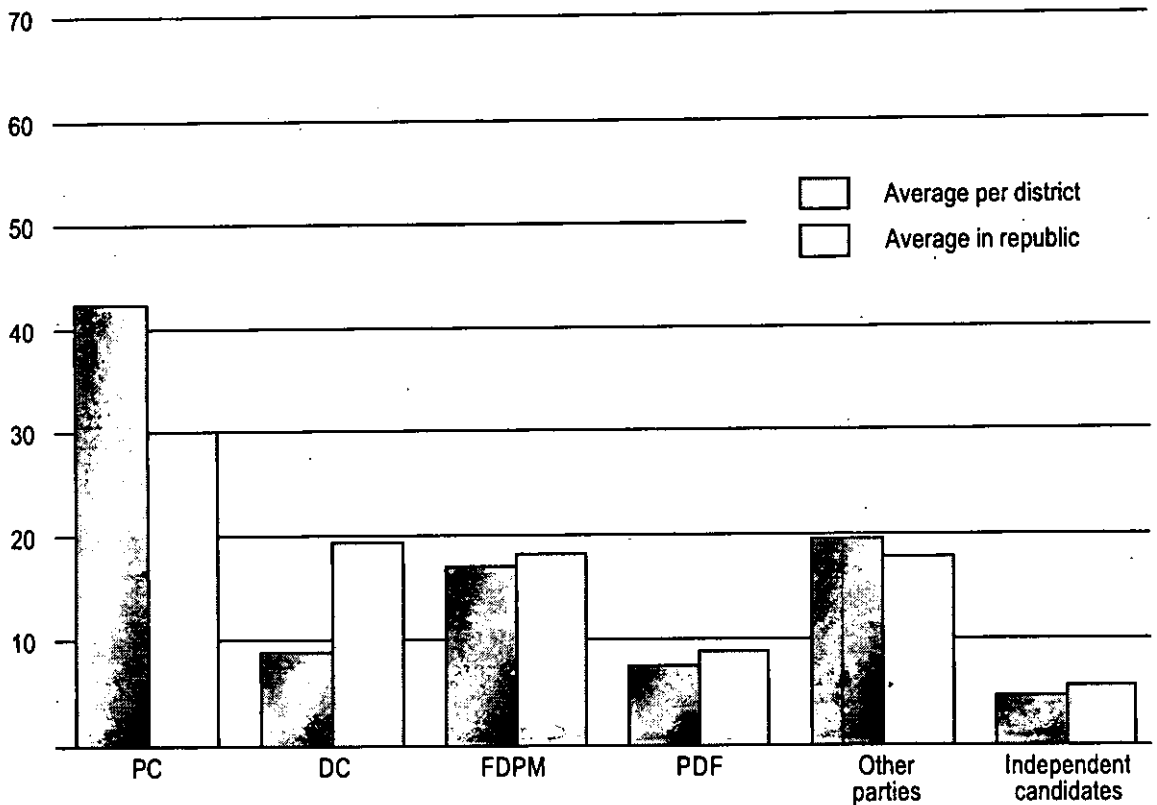
EDINEȚ DISTRICT

● Surface area, km ²	680
● Distance from capital, km	202
● Number of registered voters	61061
● Number of participating registered voters	44566
● Percent of participating registered voters	72,99
● Number of valid votes cast	43126

3

RESULTS OF THE ELECTION

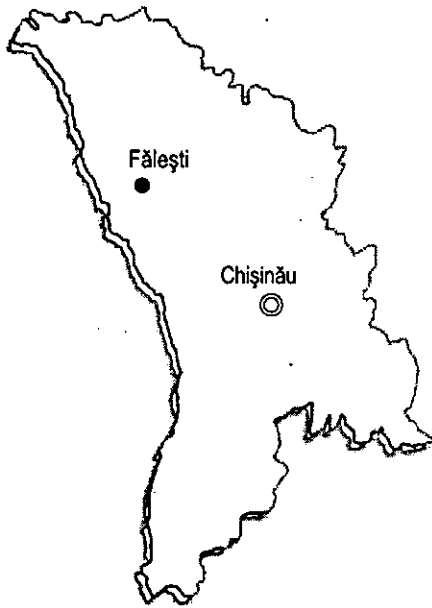
% of total



NUMBER OF VOTES CAST FOR ELECTORAL CONTESTANTS

Electoral Contestants	Abbreviation	Number of valid votes cast	%
Party of Communists	PC	18309	42.45
"Democratic Convention" Electoral Bloc	DC	3812	8.84
"For a Democratic and Prosperous Moldova" Electoral Bloc	FDPM	7320	16.97
Party of Democratic Forces	PDF	3272	7.59
Democratic Agrarian Party	DAP	1520	3.52
"Fumica" (Ant) Civic Alliance Electoral Bloc	FCA	1438	3.33
"Alliance of Democratic Forces" Electoral Bloc	ADF	505	1.17
Party of Economic and Social Justice	PESJ	1277	2.96
Social Democratic Party	SDP	463	1.07
"Socialist Unity" Electoral Bloc	SU	276	0.64
"Speranța" (Hope) Social Democratic Electoral Bloc	SSD	1640	3.80
Plugaru Anatol		185	0.43
Boicenco Valeriu		295	0.68
Party of Socialists	PS	546	1.27
Party of Reform	PR	98	0.23
Christian Democratic Union	CDU	573	1.33
Calinici Iulius		296	0.69
Frecăușan Grigore		180	0.42
United Party of Labour	UPL	80	0.19
Reniță Valeriu		23	0.05
Other independent candidates		1018	2.36

See votes accumulated in localities at page No 3-106.



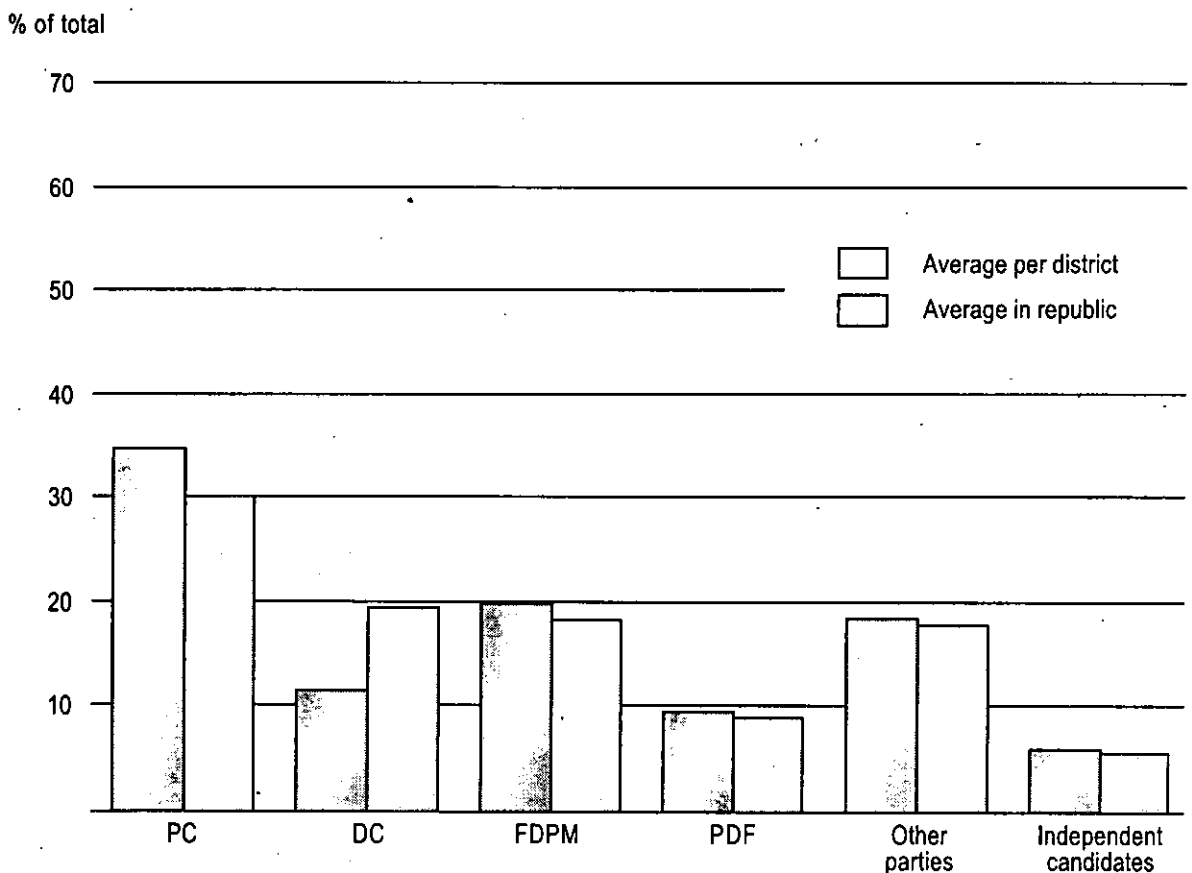
FĂLEȘTI

DISTRICT

● Surface area, km ²	1070
● Distance from capital, km	125
● Number of registered voters	64385
● Number of participating registered voters	49728
● Percent of participating registered voters	77,24
● Number of valid votes cast	47690

3

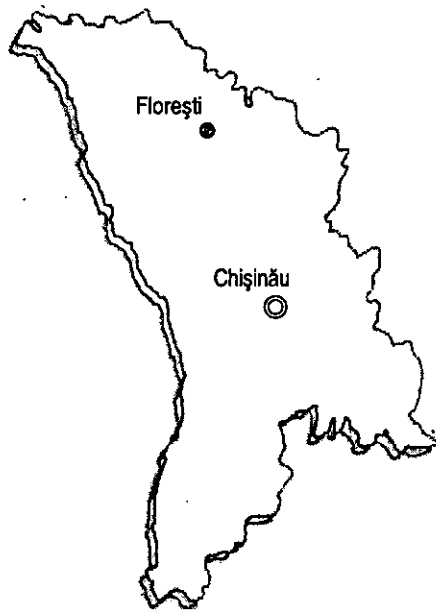
RESULTS OF THE ELECTION



NUMBER OF VOTES CAST FOR ELECTORAL CONTESTANTS

Electoral Contestants	Abbreviation	Number of valid votes cast	%
Party of Communists	PC	16573	34.75
"Democratic Convention" Electoral Bloc	DC	5470	11.47
"For a Democratic and Prosperous Moldova" Electoral Bloc	FDPM	9453	19.82
Party of Democratic Forces	PDF	4517	9.47
Democratic Agrarian Party	DAP	2038	4.27
"Fumica" (Ant) Civic Alliance Electoral Bloc	FCA	3013	6.32
"Alliance of Democratic Forces" Electoral Bloc	ADF	354	0.74
Party of Economic and Social Justice	PESJ	865	1.81
Social Democratic Party	SDP	1056	2.21
"Socialist Unity" Electoral Bloc	SU	393	0.82
"Speranța" (Hope) Social Democratic Electoral Bloc	SSD	403	0.85
Plugaru Anatol		965	2.02
Boicenco Valeriu		405	0.85
Party of Socialists	PS	173	0.36
Party of Reform	PR	199	0.42
Christian Democratic Union	CDU	170	0.36
Calinici Iulius		7	0.01
Frecăușan Grigore		129	0.27
United Party of Labour	UPL	114	0.24
Reniță Valeriu		59	0.12
Other independent candidates		1334	2.80

See votes accumulated in localities at page No 3-107.



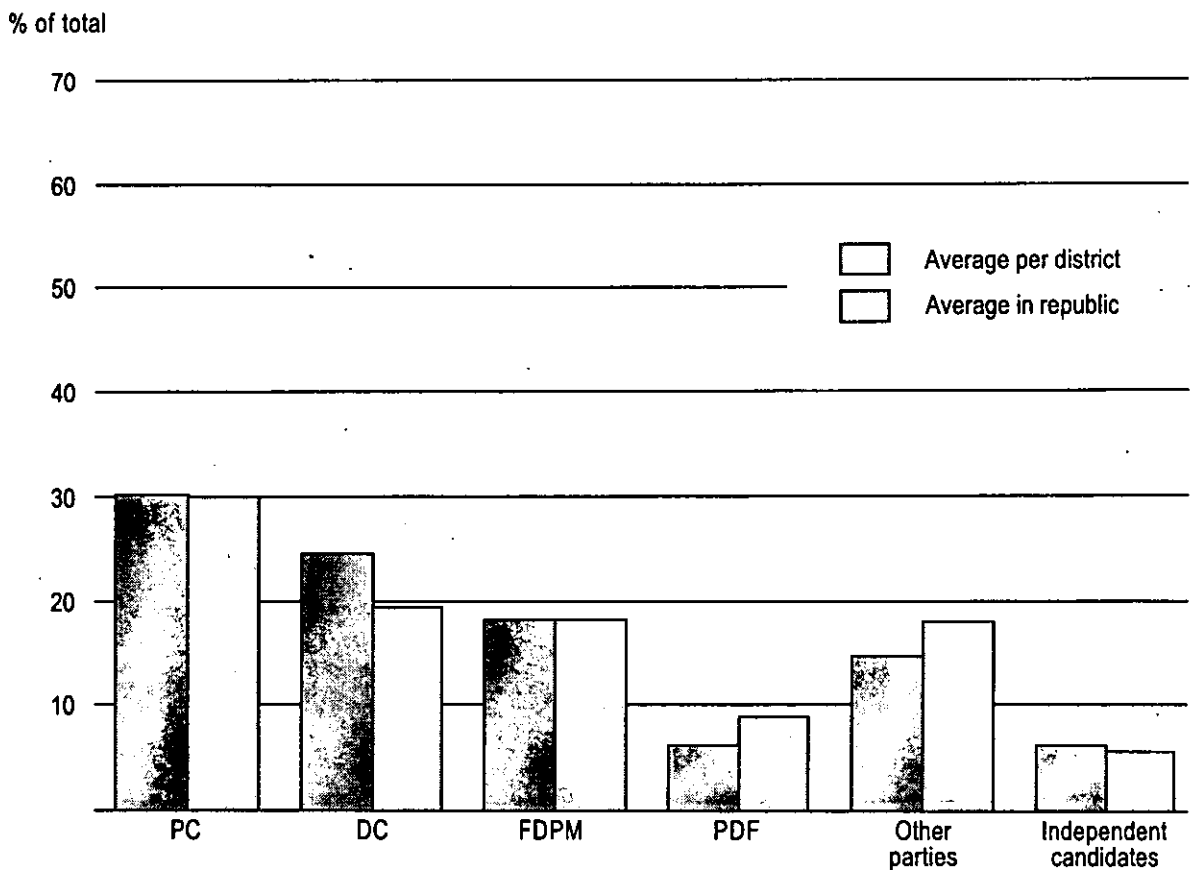
FLOREȘTI

DISTRICT

● Surface area, km ²	830
● Distance from capital, km	131
● Number of registered voters	48823
● Number of participating registered voters	40636
● Percent of participating registered voters	83,23
● Number of valid votes cast	39129

3

RESULTS OF THE ELECTION

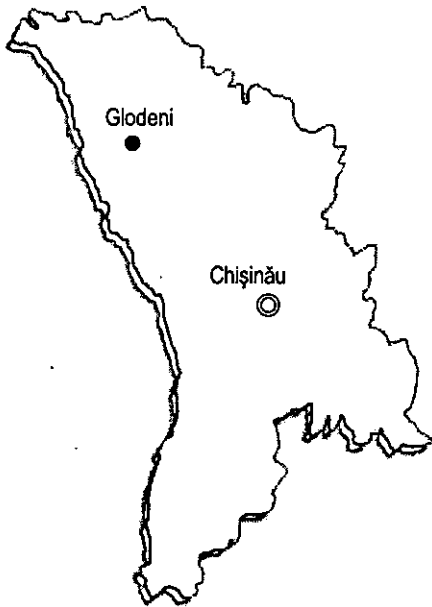


NUMBER OF VOTES CAST FOR ELECTORAL CONTESTANTS

Electoral Contestants	Abbreviation	Number of valid votes cast	%
Party of Communists	PC	11812	30.19
"Democratic Convention" Electoral Bloc	DC	9634	24.62
"For a Democratic and Prosperous Moldova" Electoral Bloc	FDPM	7142	18.25
Party of Democratic Forces	PDF	2435	6.22
Democratic Agrarian Party	DAP	1715	4.38
"Furnica" (Ant) Civic Alliance Electoral Bloc	FCA	782	2.00
"Alliance of Democratic Forces" Electoral Bloc	ADF	678	1.73
Party of Economic and Social Justice	PESJ	510	1.30
Social Democratic Party	SDP	719	1.84
"Socialist Unity" Electoral Bloc	SU	325	0.83
"Speranța" (Hope) Social Democratic Electoral Bloc	SSD	440	1.12
Plugaru Anatol		1224	3.13
Boicenco Valeriu		211	0.54
Party of Socialists	PS	172	0.44
Party of Reform	PR	153	0.39
Christian Democratic Union	CDU	137	0.35
Calinici Iulius		2	0.01
Frecăușan Grigore		98	0.25
United Party of Labour	UPL	84	0.21
Reniță Valeriu		37	0.09
Other independent candidates		819	2.09

See votes accumulated in localities at page No 3-110.

GLODENI DISTRICT

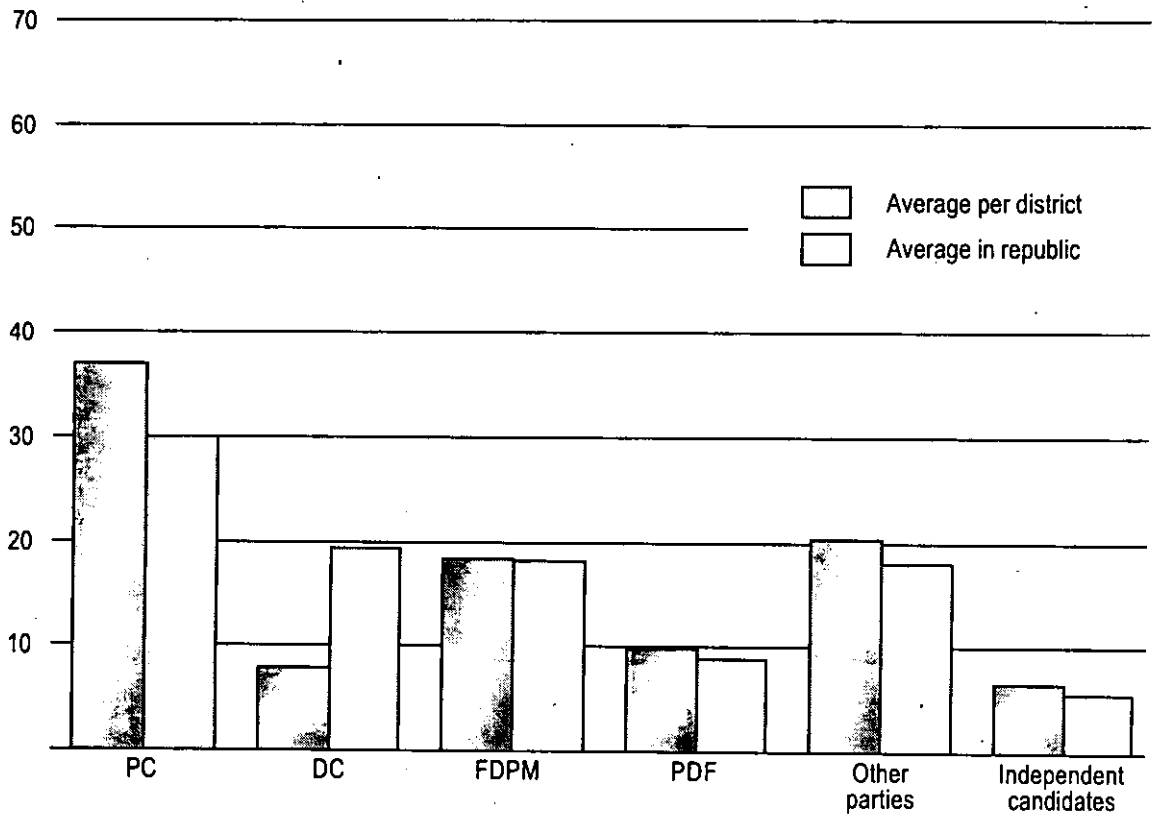


● Surface area, km ²	760
● Distance from capital, km	168
● Number of registered voters	45984
● Number of participating registered voters	32422
● Percent of participating registered voters	70,51
● Number of valid votes cast	31138

3

RESULTS OF THE ELECTION

% of total

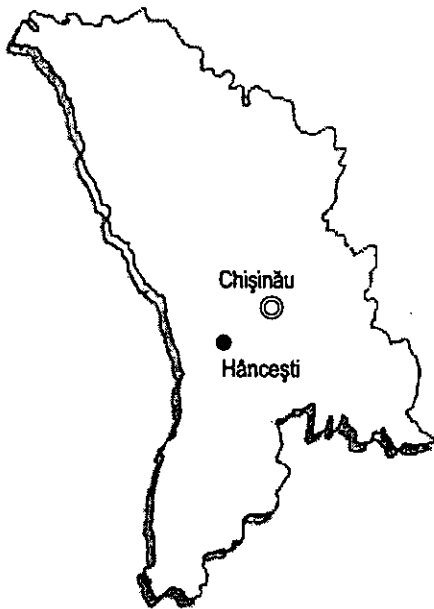


NUMBER OF VOTES CAST FOR ELECTORAL CONTESTANTS

Electoral Contestants	Abbreviation	Number of valid votes cast	%
Party of Communists	PC	11509	36.96
"Democratic Convention" Electoral Bloc	DC	2493	8.01
"For a Democratic and Prosperous Moldova" Electoral Bloc	FDPM	5727	18.39
Party of Democratic Forces	PDF	3071	9.86
Democratic Agrarian Party	DAP	1583	5.08
"Furnica" (Ant) Civic Alliance Electoral Bloc	FCA	1168	3.75
"Alliance of Democratic Forces" Electoral Bloc	ADF	1560	5.01
Party of Economic and Social Justice	PESJ	498	1.60
Social Democratic Party	SDP	342	1.10
"Socialist Unity" Electoral Bloc	SU	339	1.09
"Speranța" (Hope) Social Democratic Electoral Bloc	SSD	123	0.40
Plugaru Anatol		204	0.66
Boicenco Valeriu		246	0.79
Party of Socialists	PS	161	0.52
Party of Reform	PR	97	0.31
Christian Democratic Union	CDU	367	1.18
Calinici Iulius		3	0.01
Frecăușan Grigore		95	0.31
United Party of Labour	UPL	75	0.24
Reniță Valeriu		25	0.08
Other independent candidates		1452	4.66

See votes accumulated in localities at page No 3-112.

HÂNCEȘTI DISTRICT

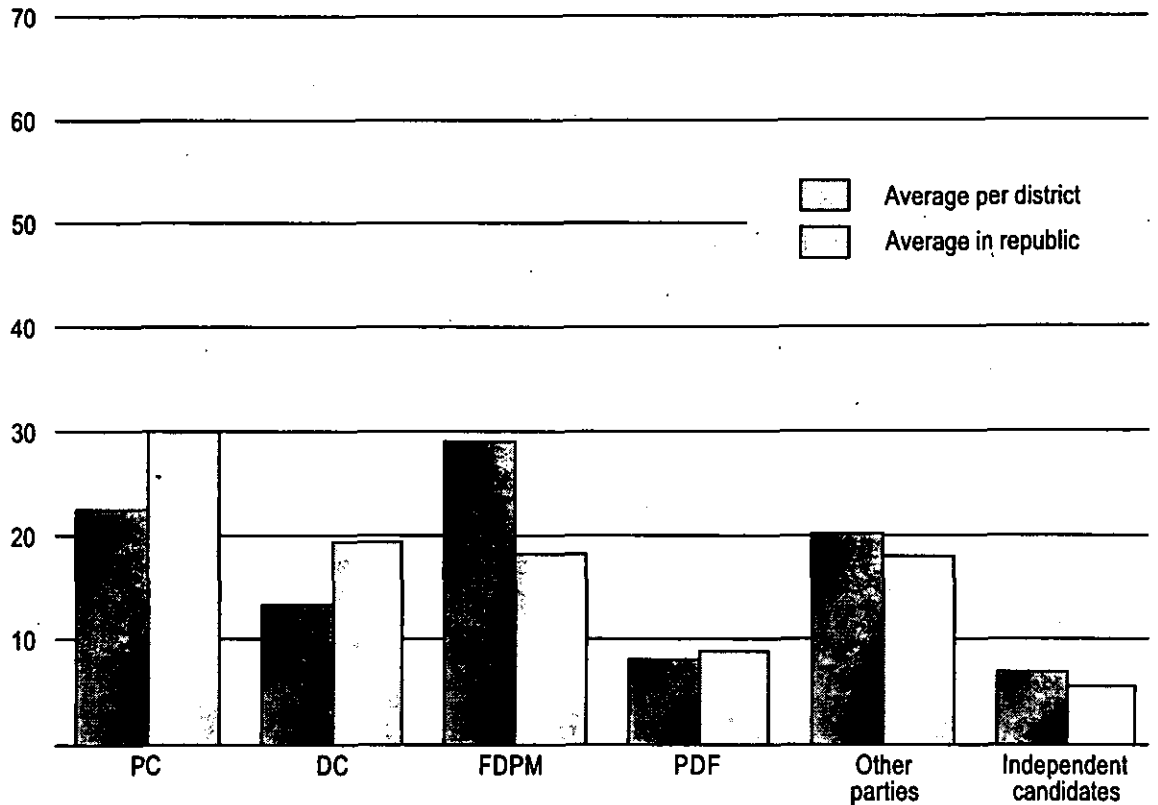


● Surface area, km ²	1350
● Distance from capital, km	36
● Number of registered voters	70576
● Number of participating registered voters	52719
● Percent of participating registered voters	74.70
● Number of valid votes cast	50751

3

RESULTS OF THE ELECTION

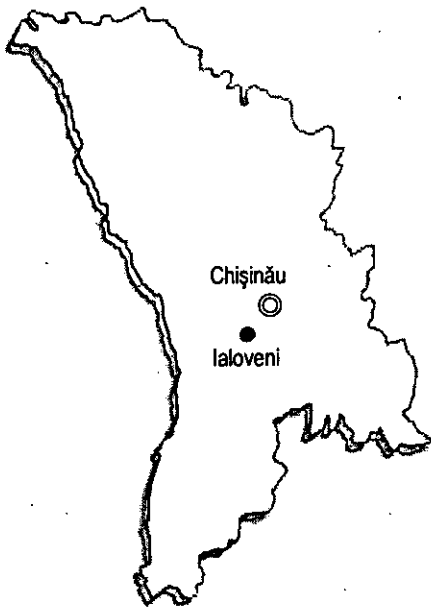
% of total



NUMBER OF VOTES CAST FOR ELECTORAL CONTESTANTS

Electoral Contestants	Abbreviation	Number of valid votes cast	%
Party of Communists	PC	11426	22.51
"Democratic Convention" Electoral Bloc	DC	6796	13.39
"For a Democratic and Prosperous Moldova" Electoral Bloc	FDPM	14727	29.02
Party of Democratic Forces	PDF	4142	8.16
Democratic Agrarian Party	DAP	1016	2.00
"Fumica" (Ant) Civic Alliance Electoral Bloc	FCA	958	1.89
"Alliance of Democratic Forces" Electoral Bloc	ADF	3453	6.80
Party of Economic and Social Justice	PESJ	1432	2.82
Social Democratic Party	SDP	859	1.69
"Socialist Unity" Electoral Bloc	SU	509	1.00
"Speranța" (Hope) Social Democratic Electoral Bloc	SSD	448	0.88
Plugaru Anatol		545	1.07
Boicenco Valeriu		692	1.36
Party of Socialists	PS	176	0.35
Party of Reform	PR	402	0.79
Christian Democratic Union	CDU	802	1.58
Calinici Iulius		13	0.03
Frecăușan Grigore		218	0.43
United Party of Labour	UPL	119	0.23
Reniță Valeriu		399	0.79
Other independent candidates		1619	3.19

See votes accumulated in localities at page No 3-114.



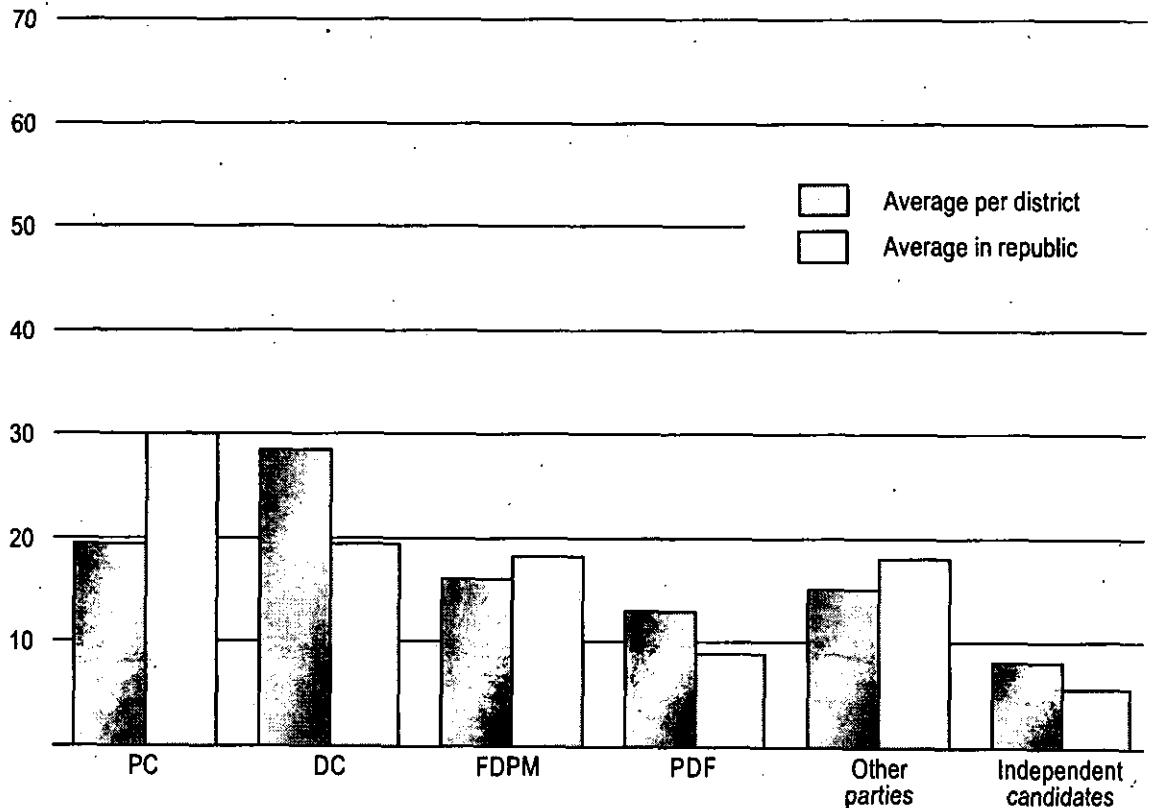
IALOVENI DISTRICT

● Surface area, km ²	660
● Distance from capital, km	13
● Number of registered voters	58485
● Number of participating registered voters	38066
● Percent of participating registered voters	65,09
● Number of valid votes cast	36530

3

RESULTS OF THE ELECTION

% of total

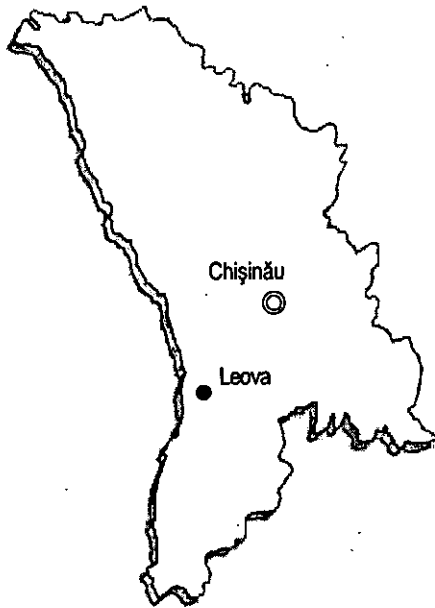


NUMBER OF VOTES CAST FOR ELECTORAL CONTESTANTS

Electoral Contestants	Abbreviation	Number of valid votes cast	%
Party of Communists	PC	7031	19.25
"Democratic Convention" Electoral Bloc	DC	10373	28.40
"For a Democratic and Prosperous Moldova" Electoral Bloc	FDPM	5839	15.98
Party of Democratic Forces	PDF	4766	13.05
Democratic Agrarian Party	DAP	936	2.56
"Furnica" (Ant) Civic Alliance Electoral Bloc	FCA	738	2.02
"Alliance of Democratic Forces" Electoral Bloc	ADF	1156	3.16
Party of Economic and Social Justice	PESJ	174	0.48
Social Democratic Party	SDP	483	1.32
"Socialist Unity" Electoral Bloc	SU	190	0.52
"Speranța" (Hope) Social Democratic Electoral Bloc	SSD	1325	3.63
Plugaru Anatol		472	1.29
Boicenco Valeriu		936	2.56
Party of Socialists	PS	70	0.19
Party of Reform	PR	307	0.84
Christian Democratic Union	CDU	100	0.27
Calinici Iulius		90	0.25
Frecăuțan Grigore		61	0.17
United Party of Labour	UPL	60	0.16
Reniță Valeriu		414	1.13
Other independent candidates		1009	2.76

See votes accumulated in localities at page No 3-116.

LEOVA DISTRICT

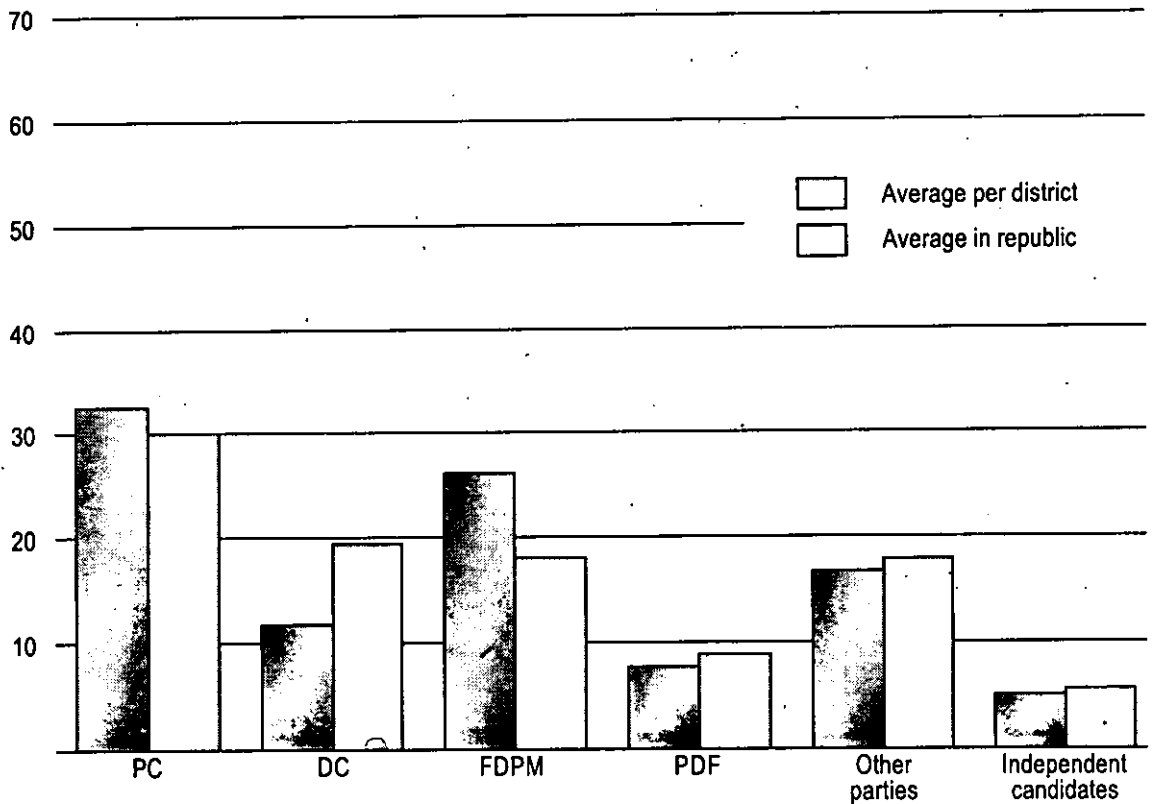


● Surface area, km ²	720
● Distance from capital, km	100
● Number of registered voters	32732
● Number of participating registered voters	26353
● Percent of participating registered voters	80.51
● Number of valid votes cast	25442

3

RESULTS OF THE ELECTION

% of total



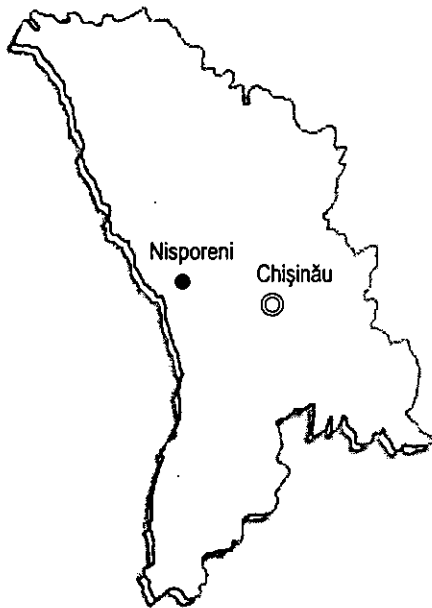
NUMBER OF VOTES CAST FOR ELECTORAL CONTESTANTS

Electoral Contestants	Abbreviation	Number of valid votes cast	%
Party of Communists	PC	8286	32.57
"Democratic Convention" Electoral Bloc	DC	2977	11.70
"For a Democratic and Prosperous Moldova" Electoral Bloc	FDPM	6661	26.18
Party of Democratic Forces	PDF	1958	7.70
Democratic Agrarian Party	DAP	881	3.46
"Furnica" (Ant) Civic Alliance Electoral Bloc	FCA	526	2.07
"Alliance of Democratic Forces" Electoral Bloc	ADF	1414	5.56
Party of Economic and Social Justice	PESJ	598	2.35
Social Democratic Party	SDP	201	0.79
"Socialist Unity" Electoral Bloc	SU	210	0.83
"Speranța" (Hope) Social Democratic Electoral Bloc	SSD	152	0.60
Plugaru Anatol		206	0.81
Boicenco Valeriu		281	1.10
Party of Socialists	PS	131	0.51
Party of Reform	PR	71	0.28
Christian Democratic Union	CDU	49	0.19
Calinici Iulius		8	0.03
Frécăuțan Grigore		72	0.28
United Party of Labour	UPL	44	0.17
Reniță Valeriu		27	0.11
Other independent candidates		689	2.71

See votes accumulated in localities at page No 3-117.

NISPORENI

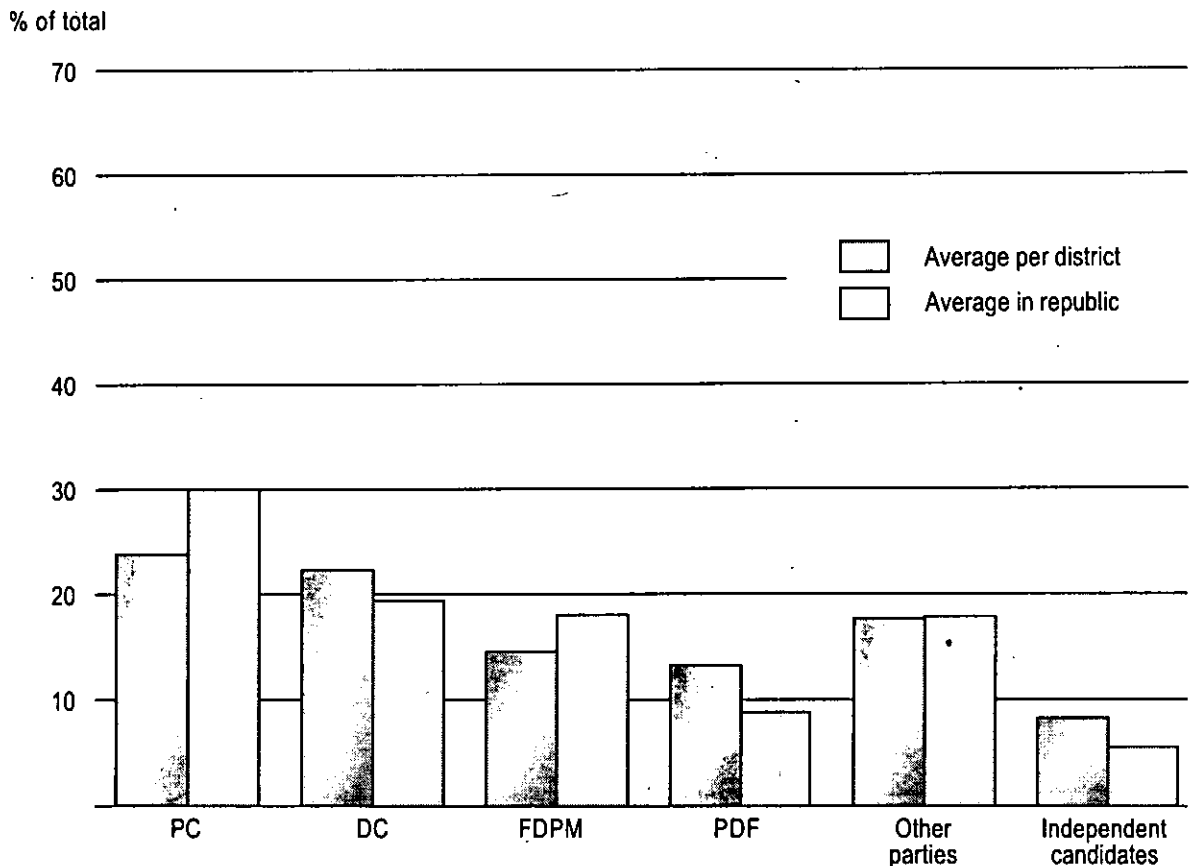
DISTRICT



● Surface area, km ²	760
● Distance from capital, km	70
● Number of registered voters	46768
● Number of participating registered voters	39031
● Percent of participating registered voters	83.46
● Number of valid votes cast	37304

3

RESULTS OF THE ELECTION

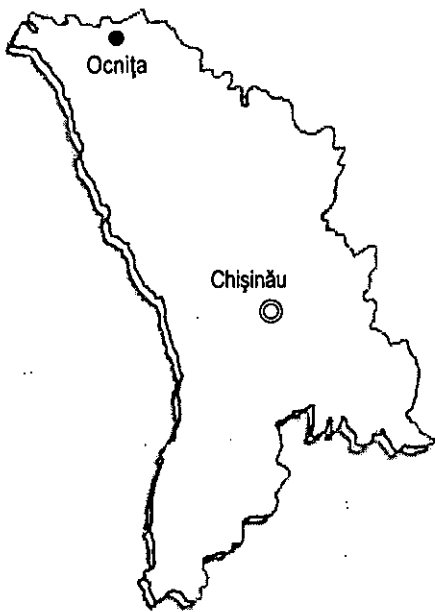


NUMBER OF VOTES CAST FOR ELECTORAL CONTESTANTS

Electoral Contestants	Abbreviation	Number of valid votes cast	%
Party of Communists	PC	8894	23.84
"Democratic Convention" Electoral Bloc	DC	8332	22.34
"For a Democratic and Prosperous Moldova" Electoral Bloc	FDPM	5458	14.63
Party of Democratic Forces	PDF	4939	13.24
Democratic Agrarian Party	DAP	2071	5.55
"Furnica" (Ant) Civic Alliance Electoral Bloc	FCA	485	1.30
"Alliance of Democratic Forces" Electoral Bloc	ADF	725	1.94
Party of Economic and Social Justice	PESJ	370	0.99
Social Democratic Party	SDP	997	2.67
"Socialist Unity" Electoral Bloc	SU	225	0.60
"Speranța" (Hope) Social Democratic Electoral Bloc	SSD	311	0.83
Plugaru Anatol		819	2.20
Boicenco Valeriu		531	1.42
Party of Socialists	PS	171	0.46
Party of Reform	PR	717	1.92
Christian Democratic Union	CDU	436	1.17
Calinici Iulius		724	1.94
Frecăuțan Grigore		58	0.16
United Party of Labour	UPL	79	0.21
Reniță Valeriu		79	0.21
Other independent candidates		883	2.37

See votes accumulated in localities at page No 3-119.

3

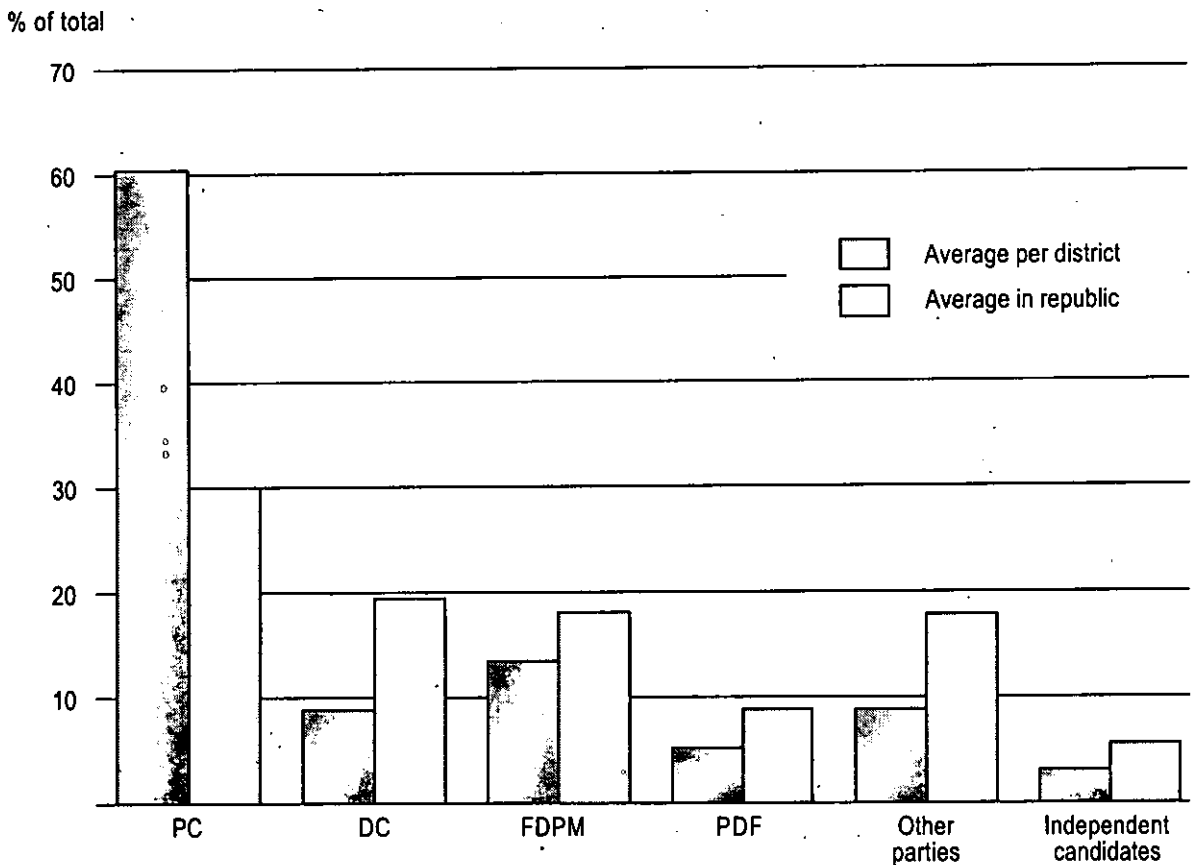


OCNIȚA DISTRICT

● Surface area, km ²	660
● Distance from capital, km	232
● Number of registered voters	42348
● Number of participating registered voters	34726
● Percent of participating registered voters	82.00
● Number of valid votes cast	33541

3

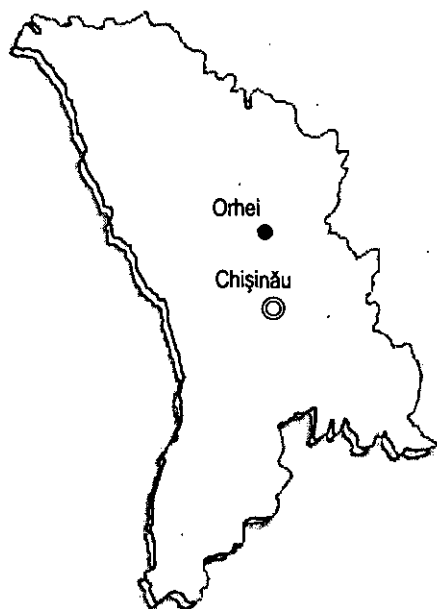
RESULTS OF THE ELECTION



NUMBER OF VOTES CAST FOR ELECTORAL CONTESTANTS

Electoral Contestants	Abbreviation	Number of valid votes cast	%
Party of Communists	PC	20224	60.30
"Democratic Convention" Electoral Bloc	DC	2942	8.77
"For a Democratic and Prosperous Moldova" Electoral Bloc	FDPM	4541	13.54
Party of Democratic Forces	PDF	1852	5.52
Democratic Agrarian Party	DAP	496	1.48
"Furnica" (Ant) Civic Alliance Electoral Bloc	FCA	285	0.85
"Alliance of Democratic Forces" Electoral Bloc	ADF	241	0.72
Party of Economic and Social Justice	PESJ	807	2.41
Social Democratic Party	SDP	124	0.37
"Socialist Unity" Electoral Bloc	SU	218	0.65
"Speranța" (Hope) Social Democratic Electoral Bloc	SSD	200	0.60
Plugaru Anatol		254	0.76
Boicenco Valeriu		84	0.25
Party of Socialists	PS	200	0.60
Party of Reform	PR	130	0.39
Christian Democratic Union	CDU	212	0.63
Calinici Iulius		42	0.13
Frecăuțan Grigore		126	0.38
United Party of Labour	UPL	47	0.14
Reniță Valeriu		35	0.10
Other independent candidates		481	1.43

See votes accumulated in localities at page No 3-121:



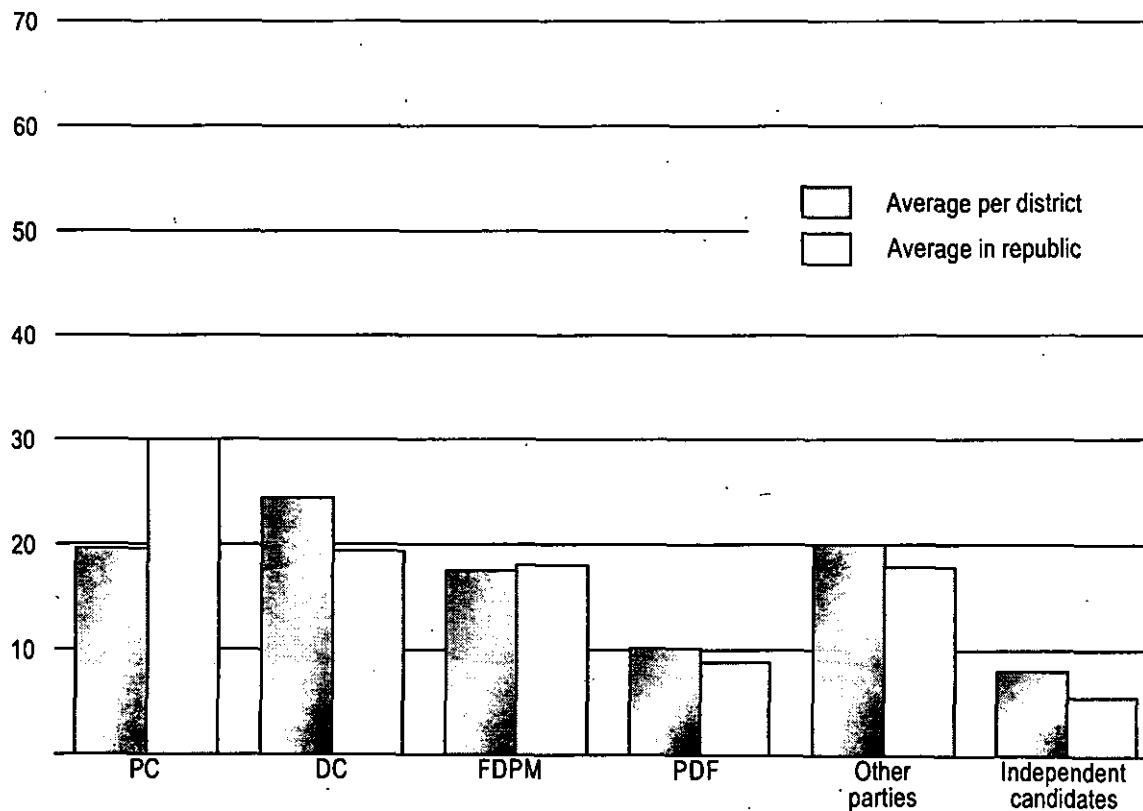
ORHEI DISTRICT

● Surface area, km ²	1170
● Distance from capital, km	46
● Number of registered voters	80710
● Number of participating registered voters	62656
● Percent of participating registered voters	77.63
● Number of valid votes cast	60570

3

RESULTS OF THE ELECTION

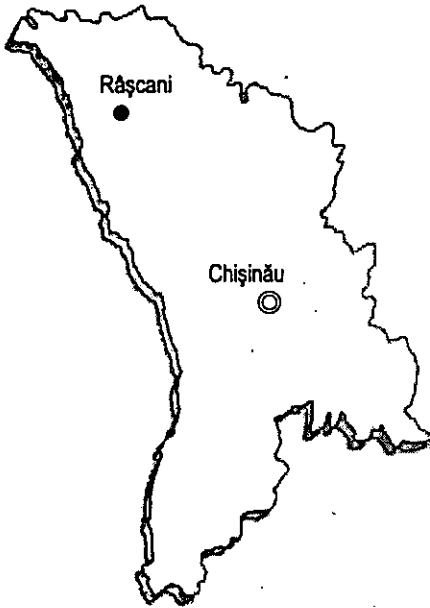
% of total



NUMBER OF VOTES CAST FOR ELECTORAL CONTESTANTS

Electoral Contestants	Abbreviation	Number of valid votes cast	%
Party of Communists	PC	11939	19.71
"Democratic Convention" Electoral Bloc	DC	14828	24.48
"For a Democratic and Prosperous Moldova" Electoral Bloc	FDPM	10582	17.47
Party of Democratic Forces	PDF	6158	10.17
Democratic Agrarian Party	DAP	858	1.42
"Furnica" (Ant) Civic Alliance Electoral Bloc	FCA	2609	4.31
"Alliance of Democratic Forces" Electoral Bloc	ADF	1931	3.19
Party of Economic and Social Justice	PESJ	1434	2.37
Social Democratic Party	SDP	2445	4.04
"Socialist Unity" Electoral Bloc	SU	398	0.66
"Speranța" (Hope) Social Democratic Electoral Bloc	SSD	1290	2.13
Plugaru Anatol		1131	1.87
Boicenco Valeriu		1169	1.93
Party of Socialists	PS	254	0.42
Party of Reform	PR	554	0.91
Christian Democratic Union	CDU	261	0.43
Calinici Iulius		21	0.03
Frecăușan Grigore		262	0.43
United Party of Labour	UPL	85	0.14
Reniță Valeriu		54	0.09
Other independent candidates		2307	3.81

See votes accumulated in localities at page No 3-122.



RÂȘCANI

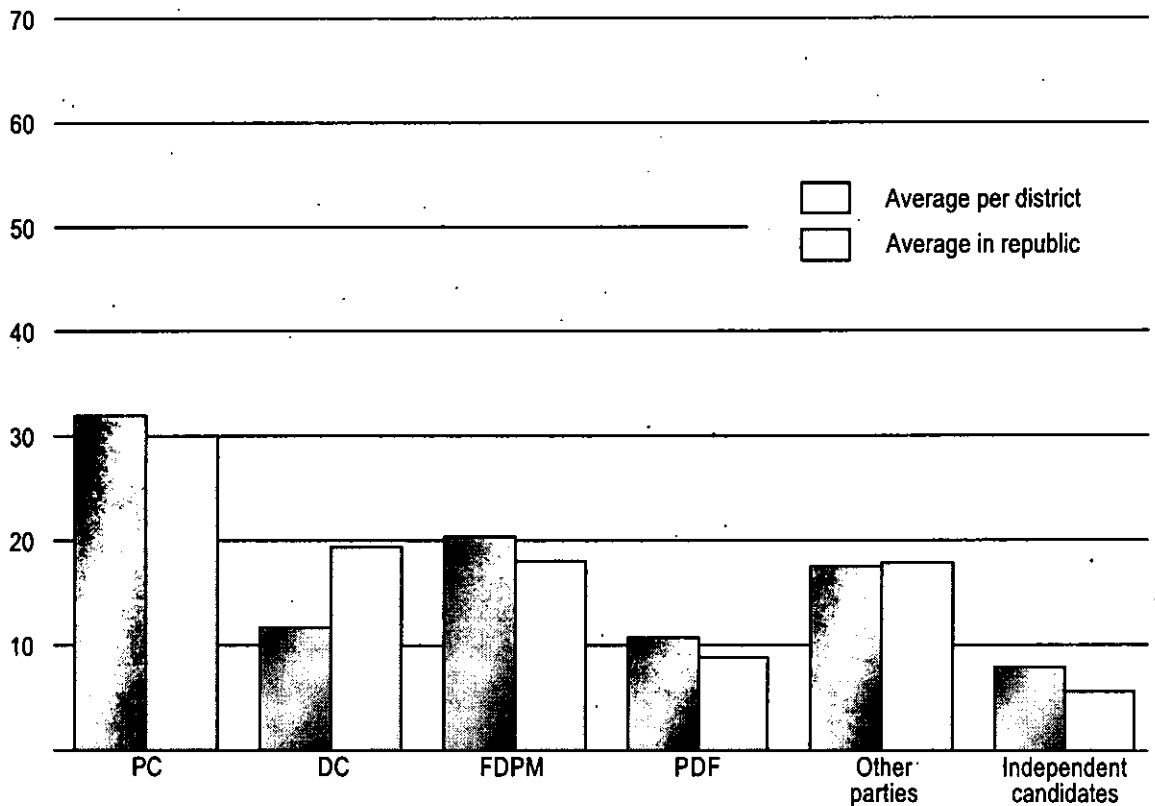
DISTRICT

● Surface area, km ²	1000
● Distance from capital, km	166
● Number of registered voters	57127
● Number of participating registered voters	46862
● Percent of participating registered voters	82.03
● Number of valid votes cast	45538

3

RESULTS OF THE ELECTION

% of total

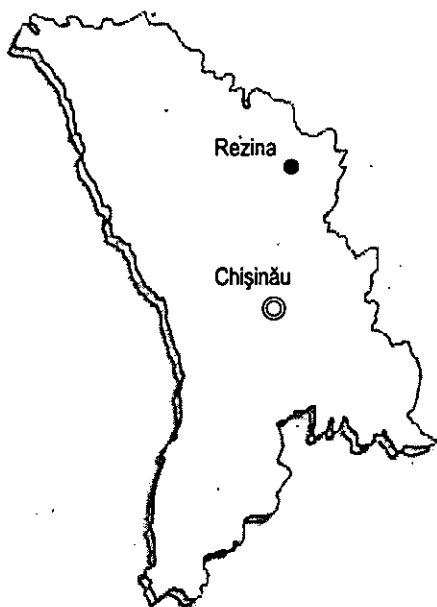


NUMBER OF VOTES CAST FOR ELECTORAL CONTESTANTS

Electoral Contestants	Abbreviation	Number of valid votes cast	%
Party of Communists	PC	14514	31.87
"Democratic Convention" Electoral Bloc	DC	5336	11.72
"For a Democratic and Prosperous Moldova" Electoral Bloc	FDPM	9264	20.34
Party of Democratic Forces	PDF	4895	10.75
Democratic Agrarian Party	DAP	1164	2.56
"Furnica" (Ant) Civic Alliance Electoral Bloc	FCA	1441	3.16
"Alliance of Democratic Forces" Electoral Bloc	ADF	756	1.66
Party of Economic and Social Justice	PESJ	1292	2.84
Social Democratic Party	SDP	1430	3.14
"Socialist Unity" Electoral Bloc	SU	368	0.81
"Speranța" (Hope) Social Democratic Electoral Bloc	SSD	686	1.51
Plugaru Anatol		584	1.28
Boicenco Valeriu		387	0.85
Party of Socialists	PS	243	0.53
Party of Reform	PR	150	0.33
Christian Democratic Union	CDU	340	0.75
Calinici Iulius		680	1.49
Frecăușan Grigore		287	0.63
United Party of Labour	UPL	82	0.18
Reniță Valeriu		30	0.07
Other independent candidates		1609	3.53

See votes accumulated in localities at page No 3-126.

3

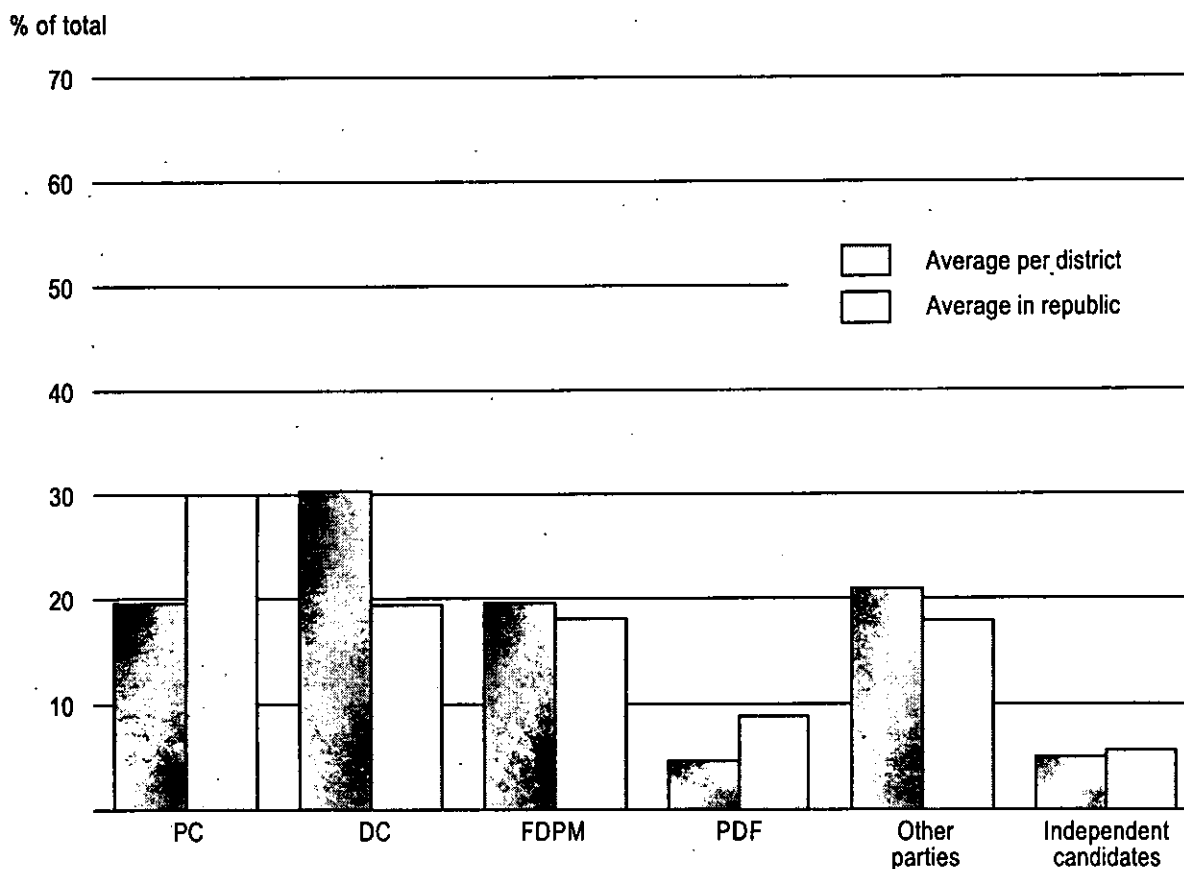


REZINA DISTRICT

● Surface area, km ²	660
● Distance from capital, km	98
● Number of registered voters	36383
● Number of participating registered voters	28432
● Percent of participating registered voters	78.15
● Number of valid votes cast	27220

3

RESULTS OF THE ELECTION



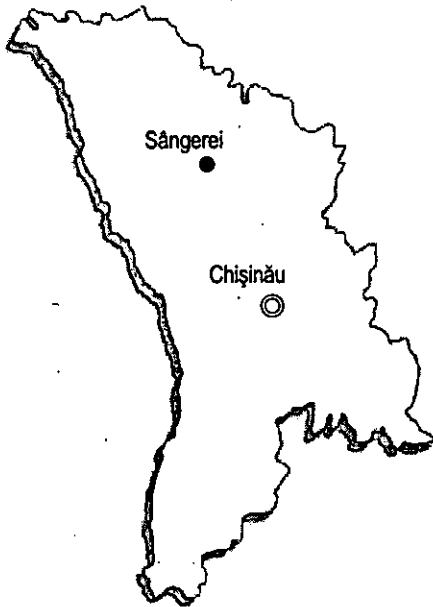
NUMBER OF VOTES CAST FOR ELECTORAL CONTESTANTS

Electoral Contestants	Abbreviation	Number of valid votes cast	%
Party of Communists	PC	5351	19.66
"Democratic Convention" Electoral Bloc	DC	8259	30.34
"For a Democratic and Prosperous Moldova" Electoral Bloc	FDPM	5321	19.55
Party of Democratic Forces	PDF	1267	4.65
Democratic Agrarian Party	DAP	2103	7.73
"Furnica" (Ant) Civic Alliance Electoral Bloc	FCA	897	3.30
"Alliance of Democratic Forces" Electoral Bloc	ADF	430	1.58
Party of Economic and Social Justice	PESJ	815	2.99
Social Democratic Party	SDP	324	1.19
"Socialist Unity" Electoral Bloc	SU	239	0.88
"Speranța" (Hope) Social Democratic Electoral Bloc	SSD	461	1.69
Plugaru Anatol		182	0.67
Boicenco Valeriu		250	0.92
Party of Socialists	PS	125	0.46
Party of Reform	PR	112	0.41
Christian Democratic Union	CDU	78	0.29
Calinici Iulius		1	0.00
Frecăuțan Grigore		157	0.58
United Party of Labour	UPL	102	0.37
Reniță Valeriu		24	0.09
Other independent candidates		722	2.65

See votes accumulated in localities at page No 3-128.

SÂNGEREI

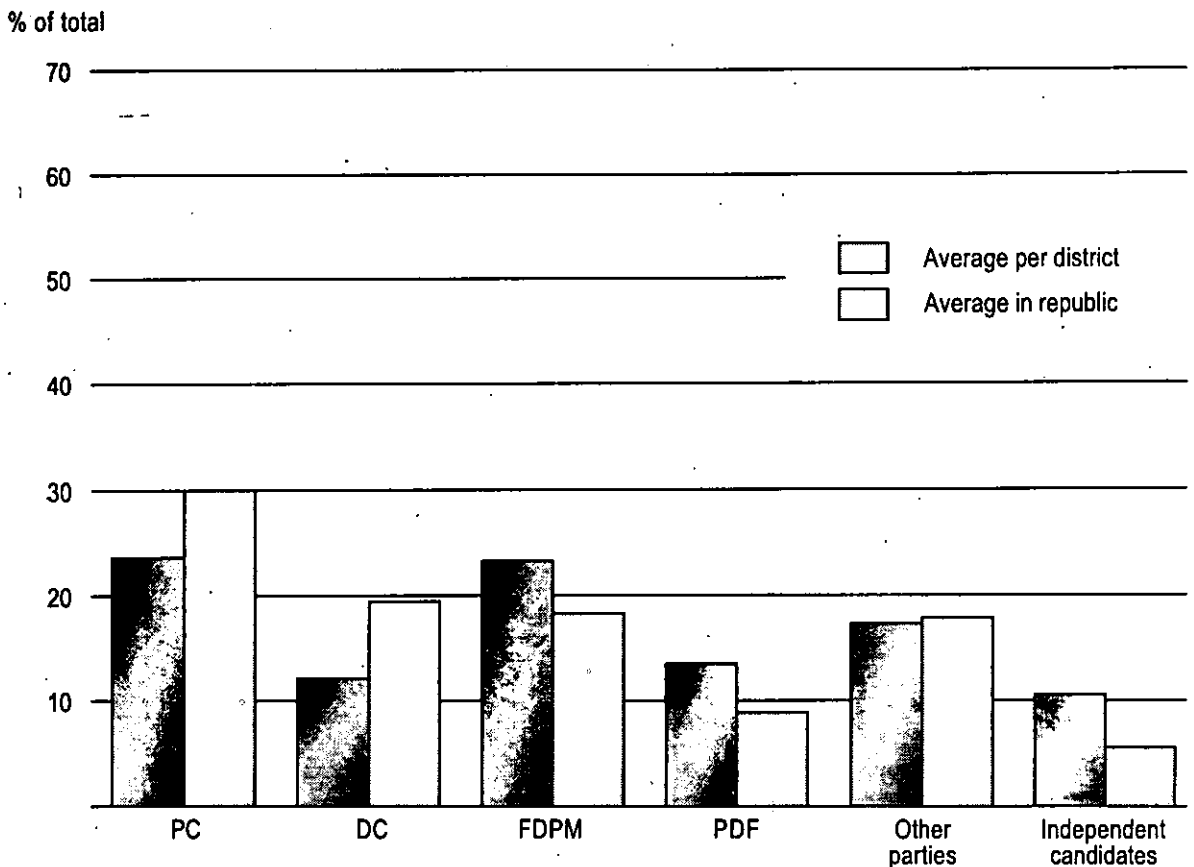
DISTRICT



● Surface area, km ²	1020
● Distance from capital, km	108
● Number of registered voters	57655
● Number of participating registered voters	44250
● Percent of participating registered voters	76.75
● Number of valid votes cast	42856

3

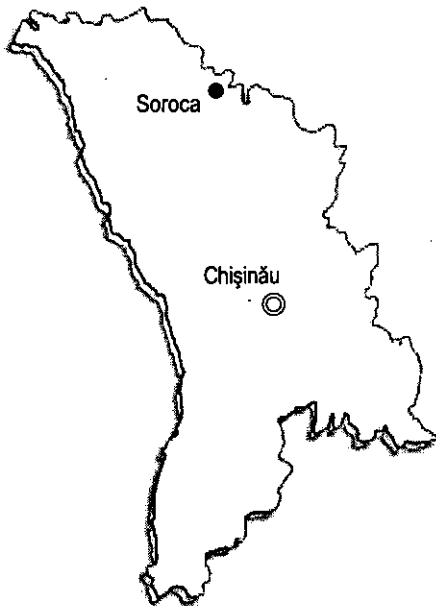
RESULTS OF THE ELECTION



NUMBER OF VOTES CAST FOR ELECTORAL CONTESTANTS

Electoral Contestants	Abbreviation	Number of valid votes cast	%
Party of Communists	PC	10075	23.51
"Democratic Convention" Electoral Bloc	DC	5200	12.13
"For a Democratic and Prosperous Moldova" Electoral Bloc	FDPM	9909	23.12
Party of Democratic Forces	PDF	5742	13.40
Democratic Agrarian Party	DAP	1265	2.95
"Furnica" (Ant) Civic Alliance Electoral Bloc	FCA	1644	3.84
"Alliance of Democratic Forces" Electoral Bloc	ADF	417	0.97
Party of Economic and Social Justice	PESJ	501	1.17
Social Democratic Party	SDP	2272	5.30
"Socialist Unity" Electoral Bloc	SU	399	0.93
"Speranța" (Hope) Social Democratic Electoral Bloc	SSD	267	0.62
Plugaru Anatol		722	1.68
Boicenco Valeriu		454	1.06
Party of Socialists	PS	164	0.38
Party of Reform	PR	224	0.52
Christian Democratic Union	CDU	205	0.48
Calinici Iulius		9	0.02
Frecăușan Grigore		114	0.27
United Party of Labour	UPL	64	0.15
Reniță Valeriu		37	0.09
Other independent candidates		3172	7.40

See votes accumulated in localities at page No 3-130.



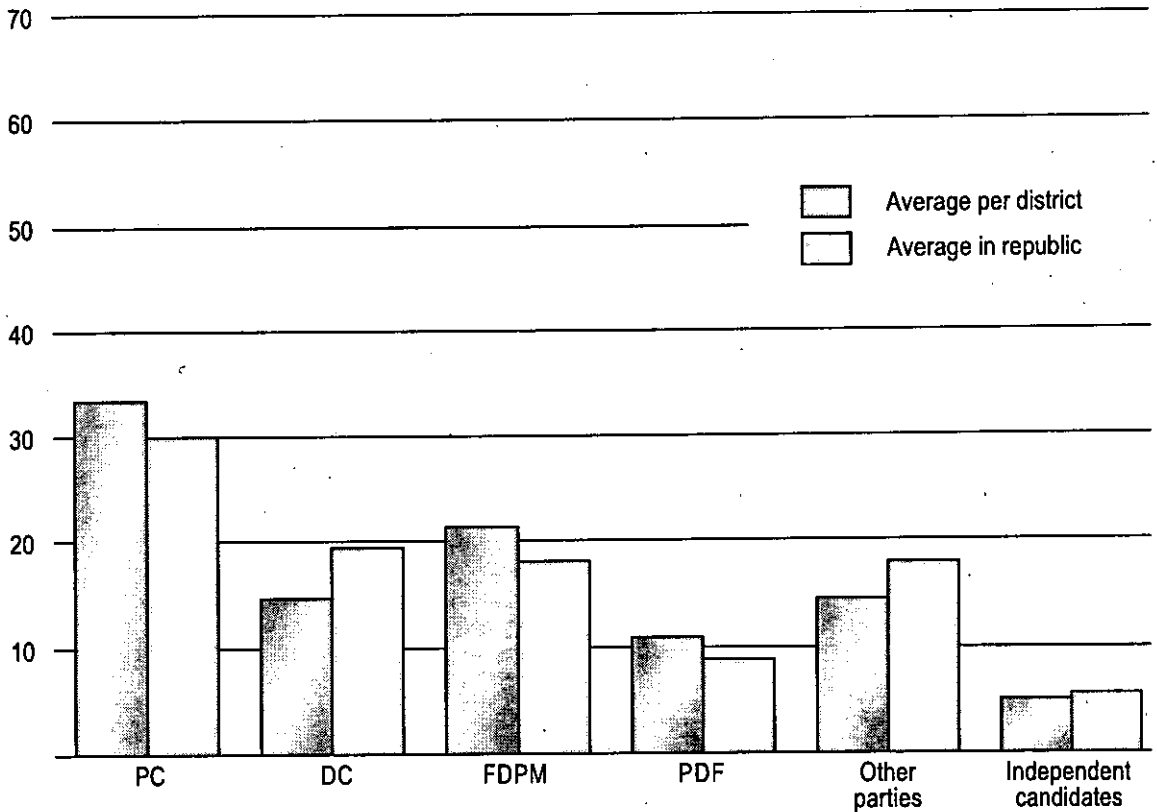
SOROCA DISTRICT

● Surface area, km ²	870
● Distance from capital, km	160
● Number of registered voters	59371
● Number of participating registered voters	47074
● Percent of participating registered voters	79.29
● Number of valid votes cast	45721

3

RESULTS OF THE ELECTION

% of total

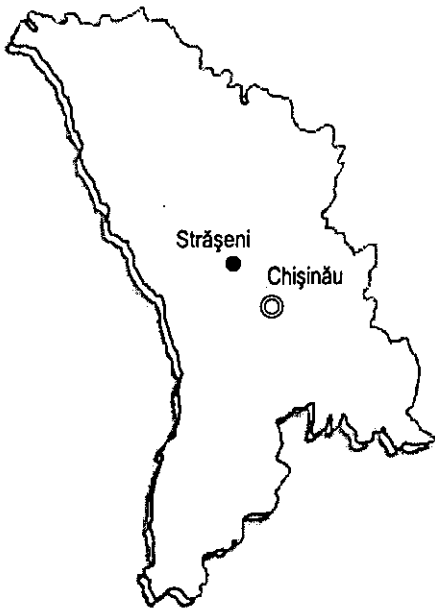


NUMBER OF VOTES CAST FOR ELECTORAL CONTESTANTS

Electoral Contestants	Abbreviation	Number of valid votes cast	%
Party of Communists	PC	15306	33.48
"Democratic Convention" Electoral Bloc	DC	6758	14.78
"For a Democratic and Prosperous Moldova" Electoral Bloc	FDPM	9810	21.46
Party of Democratic Forces	PDF	4977	10.89
Democratic Agrarian Party	DAP	268	0.59
"Fumica" (Ant) Civic Alliance Electoral Bloc	FCA	2721	5.95
"Alliance of Democratic Forces" Electoral Bloc	ADF	990	2.17
Party of Economic and Social Justice	PESJ	849	1.86
Social Democratic Party	SDP	505	1.10
"Socialist Unity" Electoral Bloc	SU	252	0.55
"Speranța" (Hope) Social Democratic Electoral Bloc	SSD	418	0.91
Plugaru Anatol		711	1.56
Boicenco Valeriu		217	0.47
Party of Socialists	PS	209	0.46
Party of Reform	PR	258	0.56
Christian Democratic Union	CDU	85	0.19
Calinici Iulius		12	0.03
Frecăușan Grigore		193	0.42
United Party of Labour	UPL	63	0.14
Reniță Valeriu		73	0.16
Other independent candidates		1046	2.29

See votes accumulated in localities at page No 3-133.

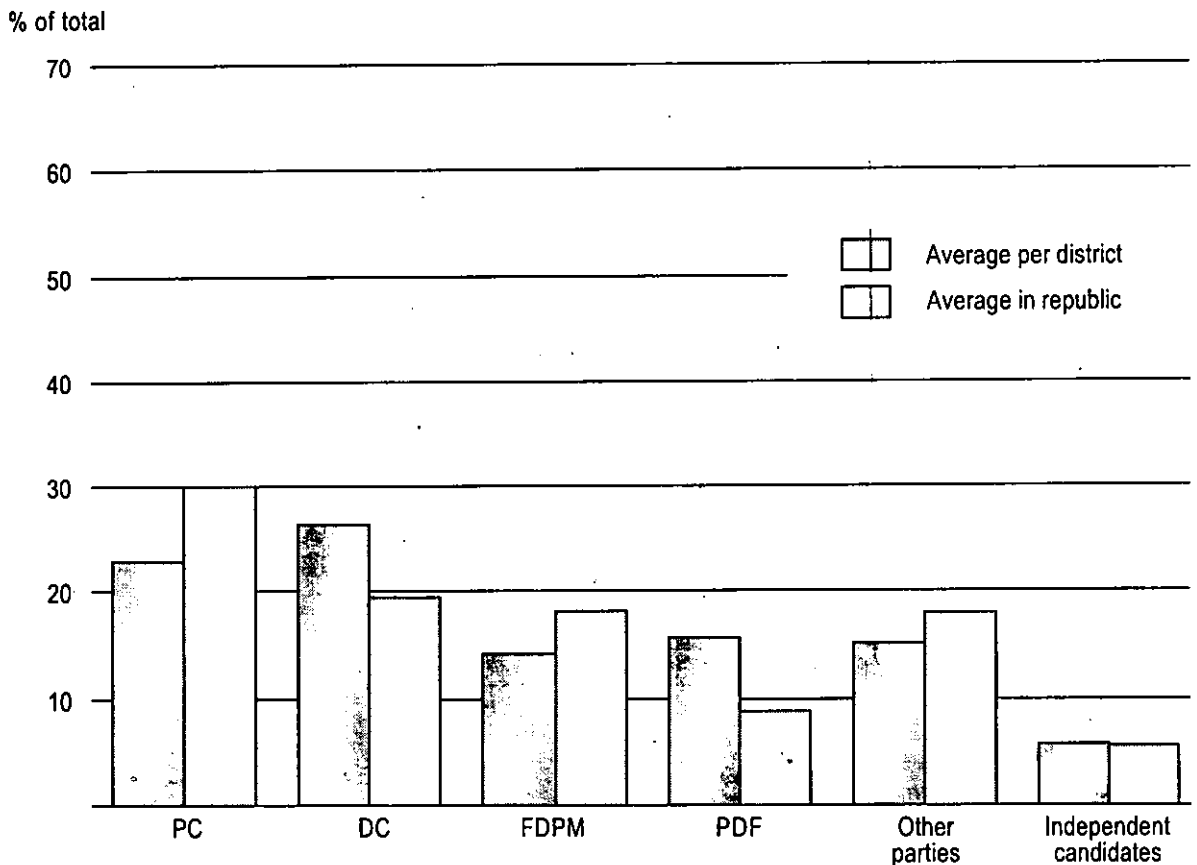
STRĂȘENI DISTRICT



● Surface area, km ²	800
● Distance from capital, km	23
● Number of registered voters	59546
● Number of participating registered voters	40627
● Percent of participating registered voters	68.23
● Number of valid votes cast	38868

3

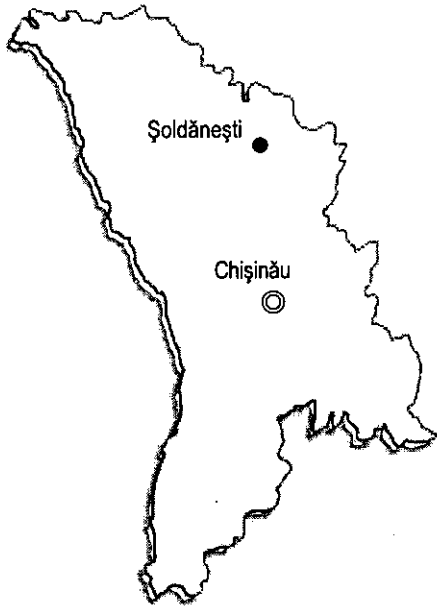
RESULTS OF THE ELECTION



NUMBER OF VOTES CAST FOR ELECTORAL CONTESTANTS

Electoral Contestants	Abbreviation	Number of valid votes cast	%
Party of Communists	PC	8929	22.97
"Democratic Convention" Electoral Bloc	DC	10283	26.46
"For a Democratic and Prosperous Moldova" Electoral Bloc	FDPM	5477	14.09
Party of Democratic Forces	PDF	6059	15.59
Democratic Agrarian Party	DAP	1035	2.66
"Furnica" (Ant) Civic Alliance Electoral Bloc	FCA	769	1.98
"Alliance of Democratic Forces" Electoral Bloc	ADF	1030	2.65
Party of Economic and Social Justice	PESJ	317	0.82
Social Democratic Party	SDP	810	2.08
"Socialist Unity" Electoral Bloc	SU	310	0.80
"Speranța" (Hope) Social Democratic Electoral Bloc	SSD	879	2.26
Plugaru Anatol		646	1.66
Boicenco Valeriu		391	1.01
Party of Socialists	PS	139	0.36
Party of Reform	PR	366	0.94
Christian Democratic Union	CDU	125	0.32
Calinici Iulius		17	0.04
Frecăușan Grigore		57	0.15
United Party of Labour	UPL	88	0.23
Reniță Valeriu		89	0.23
Other independent candidates		1052	2.71

See votes accumulated in localities at page No 3-135.



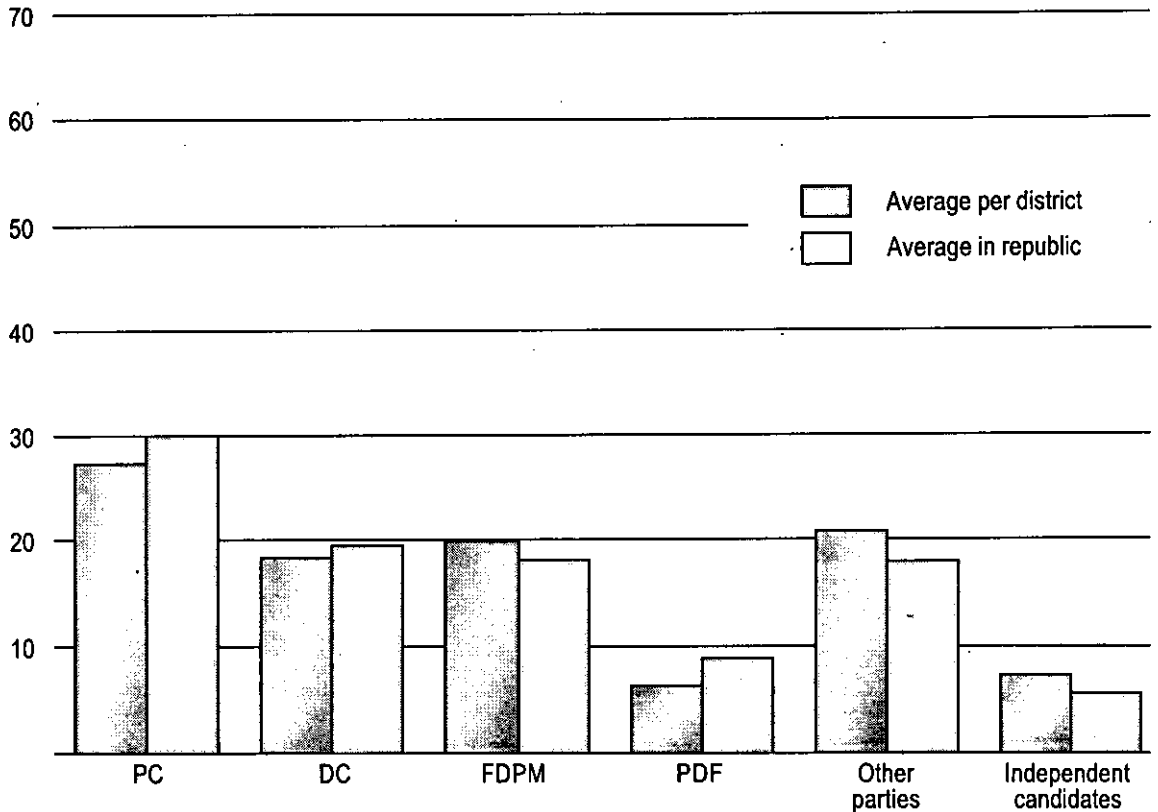
ȘOLDĂNEȘTI DISTRICT

● Surface area, km ²	520
● Distance from capital, km	118
● Number of registered voters	31703
● Number of participating registered voters	24786
● Percent of participating registered voters	78.18
● Number of valid votes cast	23747

3

RESULTS OF THE ELECTION

% of total



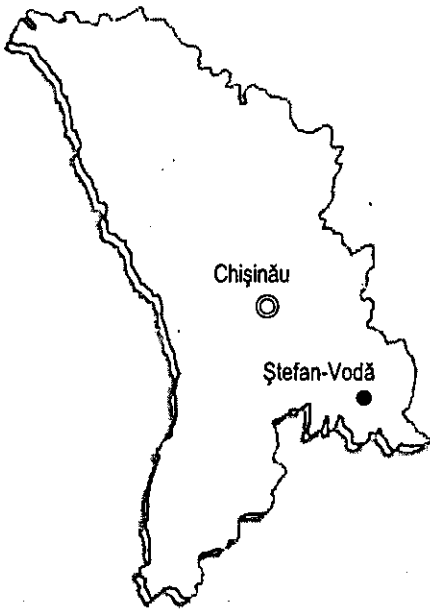
NUMBER OF VOTES CAST FOR ELECTORAL CONTESTANTS

Electoral Contestants	Abbreviation	Number of valid votes cast	%
Party of Communists	PC	6484	27.30
"Democratic Convention" Electoral Bloc	DC	4377	18.43
"For a Democratic and Prosperous Moldova" Electoral Bloc	FDPM	4712	19.84
Party of Democratic Forces	PDF	1493	6.29
Democratic Agrarian Party	DAP	1319	5.55
"Furnica" (Ant) Civic Alliance Electoral Bloc	FCA	1355	5.71
"Alliance of Democratic Forces" Electoral Bloc	ADF	443	1.87
Party of Economic and Social Justice	PESJ	719	3.03
Social Democratic Party	SDP	314	1.32
"Socialist Unity" Electoral Bloc	SU	127	0.53
"Speranța" (Hope) Social Democratic Electoral Bloc	SSD	374	1.57
Plugaru Anatol		705	2.97
Boicenco Valeriu		252	1.06
Party of Socialists	PS	84	0.35
Party of Reform	PR	77	0.32
Christian Democratic Union	CDU	67	0.28
Calinici Iulius		5	0.02
Frecăuțan Grigore		111	0.47
United Party of Labour	UPL	64	0.27
Reniță Valeriu		32	0.13
Other independent candidates		633	2.67

See votes accumulated in localities at page No 3-137.

ȘTEFAN-VODĂ

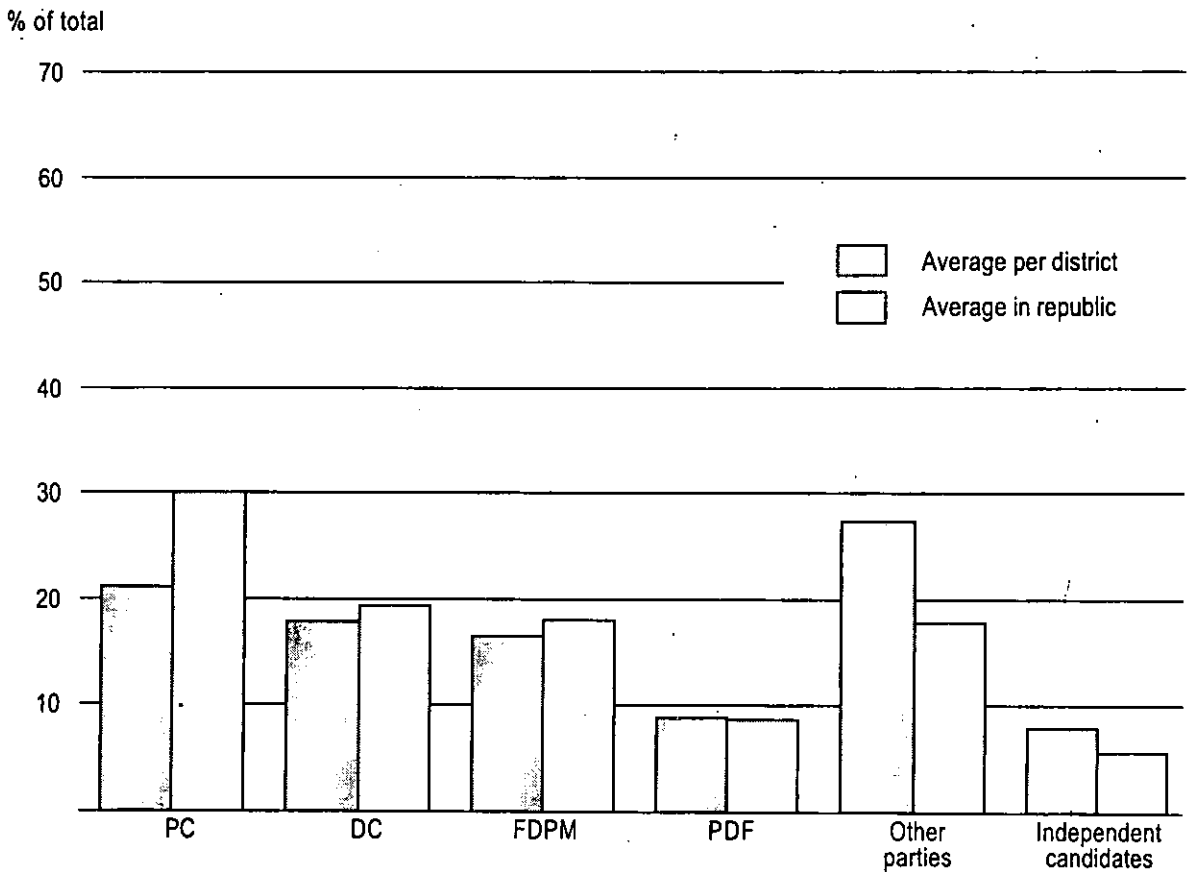
DISTRICT



● Surface area, km ²	1030
● Distance from capital, km	120
● Number of registered voters	48452
● Number of participating registered voters	36807
● Percent of participating registered voters	75.97
● Number of valid votes cast	35477

3

RESULTS OF THE ELECTION



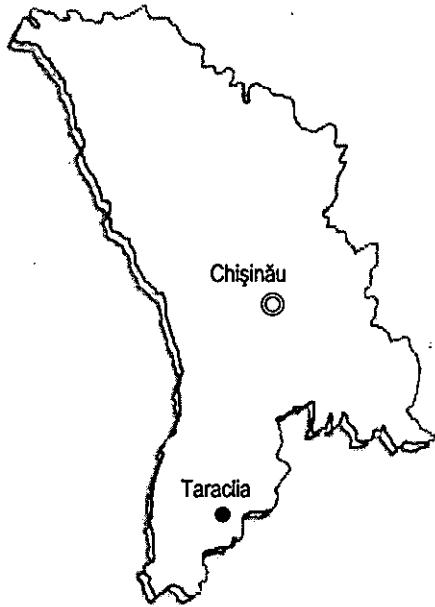
NUMBER OF VOTES CAST FOR ELECTORAL CONTESTANTS

Electoral Contestants	Abbreviation	Number of valid votes cast	%
Party of Communists	PC	7463	21.04
"Democratic Convention" Electoral Bloc	DC	6360	17.93
"For a Democratic and Prosperous Moldova" Electoral Bloc	FDPM	5895	16.62
Party of Democratic Forces	PDF	3196	9.01
Democratic Agrarian Party	DAP	2901	8.18
"Furnica" (Ant) Civic Alliance Electoral Bloc	FCA	660	1.86
"Alliance of Democratic Forces" Electoral Bloc	ADF	3915	11.04
Party of Economic and Social Justice	PESJ	245	0.69
Social Democratic Party	SDP	595	1.68
"Socialist Unity" Electoral Bloc	SU	284	0.80
"Speranța" (Hope) Social Democratic Electoral Bloc	SSD	463	1.31
Plugaru Anatol		519	1.46
Boicenco Valeriu		916	2.58
Party of Socialists	PS	96	0.27
Party of Reform	PR	322	0.91
Christian Democratic Union	CDU	156	0.44
Calinici Iulius		8	0.02
Frecăuțan Grigore		58	0.16
United Party of Labour	UPL	71	0.20
Reniță Valeriu		51	0.14
Other independent candidates		1303	3.67

See votes accumulated in localities at page No 3-138.

TARACLIA

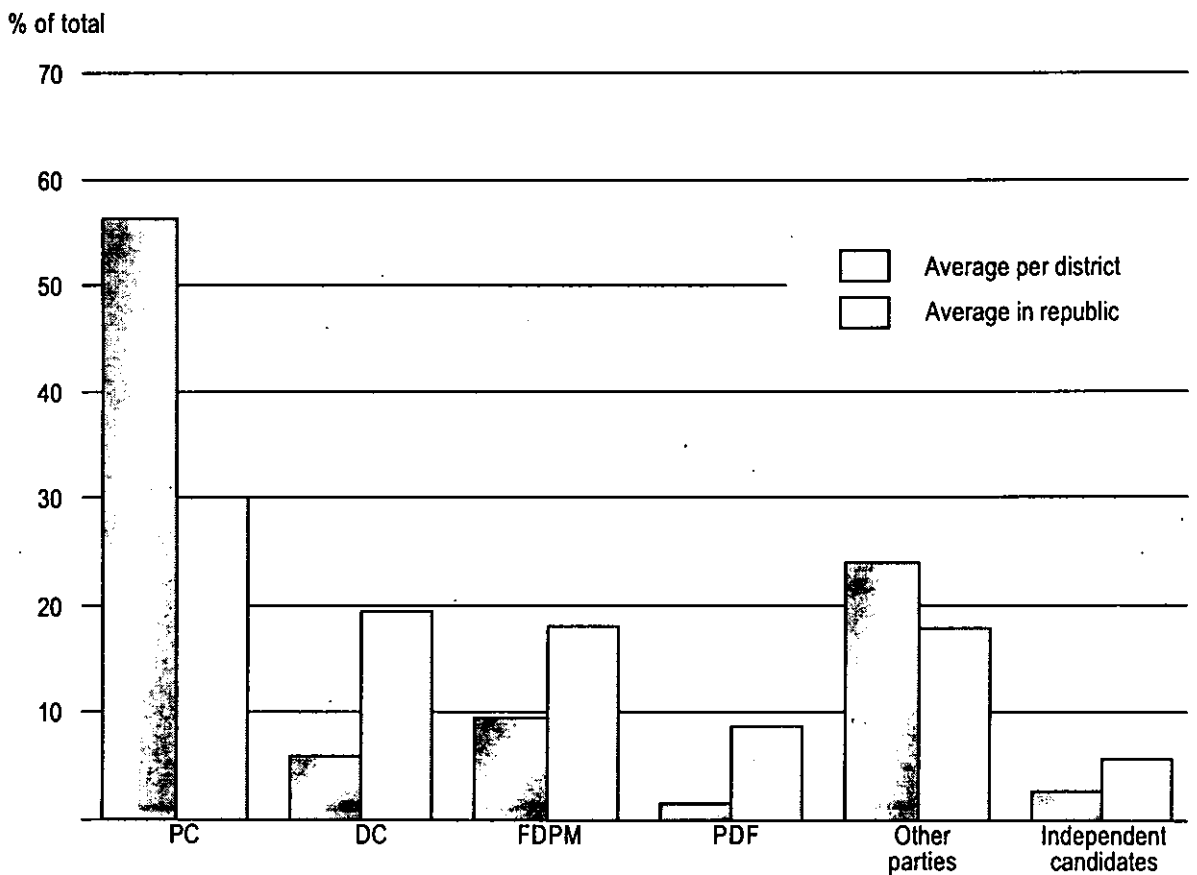
DISTRICT



● Surface area, km ²	610
● Distance from capital, km	162
● Number of registered voters	30733
● Number of participating registered voters	24992
● Percent of participating registered voters	81.32
● Number of valid votes cast	24283

3

RESULTS OF THE ELECTION

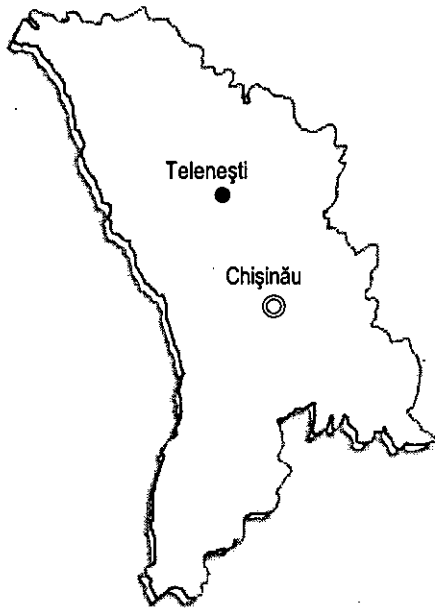


NUMBER OF VOTES CAST FOR ELECTORAL CONTESTANTS

Electoral Contestants	Abbreviation	Number of valid votes cast	%
Party of Communists	PC	13692	56.39
"Democratic Convention" Electoral Bloc	DC	1453	5.98
"For a Democratic and Prosperous Moldova" Electoral Bloc	FDPM	2291	9.43
Party of Democratic Forces	PDF	361	1.49
Democratic Agrarian Party	DAP	3275	13.49
"Fumica" (Ant) Civic Alliance Electoral Bloc	FCA	867	3.57
"Alliance of Democratic Forces" Electoral Bloc	ADF	53	0.22
Party of Economic and Social Justice	PESJ	954	3.93
Social Democratic Party	SDP	167	0.69
"Socialist Unity" Electoral Bloc	SU	227	0.93
"Speranța" (Hope) Social Democratic Electoral Bloc	SSD	89	0.37
Plugaru Anatol		27	0.11
Boicenco Valeriu		34	0.14
Party of Socialists	PS	88	0.36
Party of Reform	PR	25	0.10
Christian Democratic Union	CDU	30	0.12
Calinici Iulius		0	0.00
Frecăușan Grigore		45	0.19
United Party of Labour	UPL	54	0.22
Reșiță Valeriu		3	0.01
Other independent candidates		548	2.26

See votes accumulated in localities at page No 3-140.

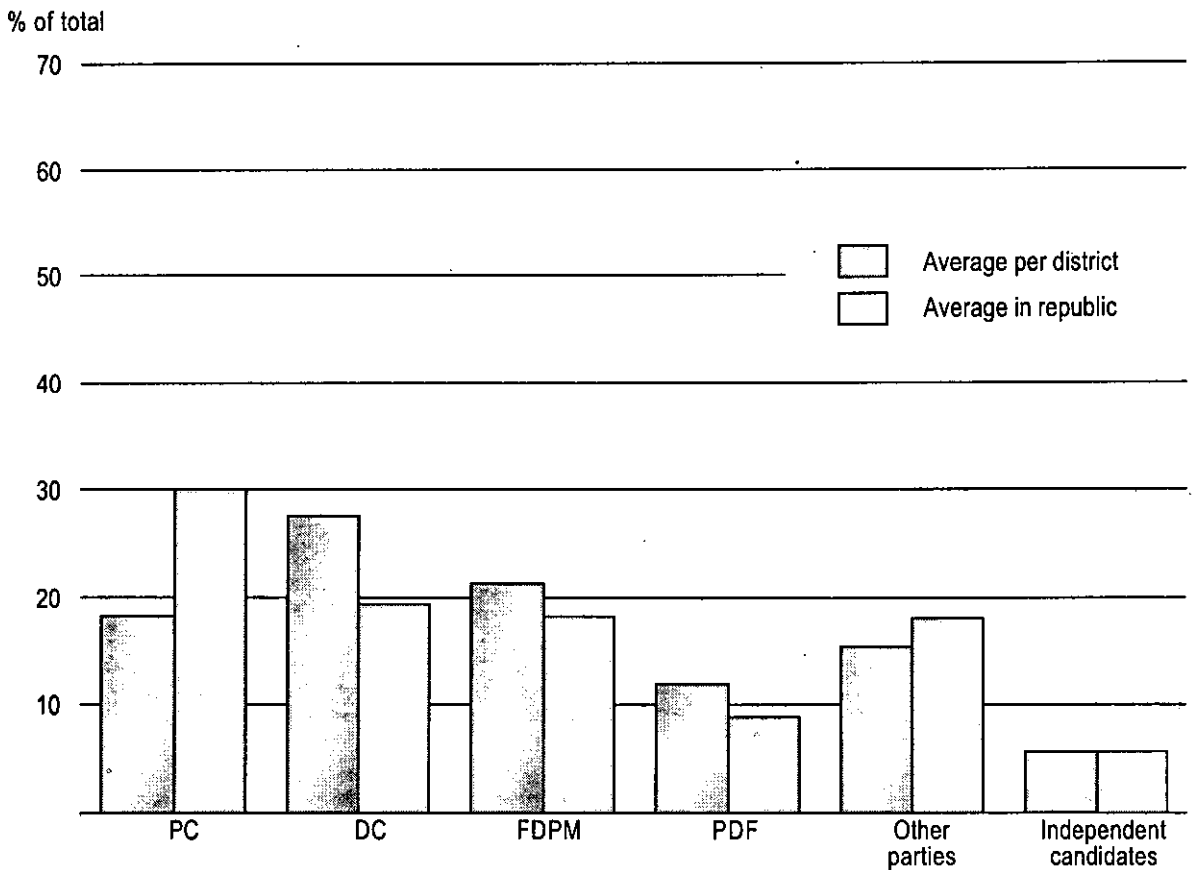
TELENEȘTI DISTRICT



● Surface area, km ²	860
● Distance from capital, km	91
● Number of registered voters	46848
● Number of participating registered voters	38174
● Percent of participating registered voters	81.48
● Number of valid votes cast	36804

3

RESULTS OF THE ELECTION

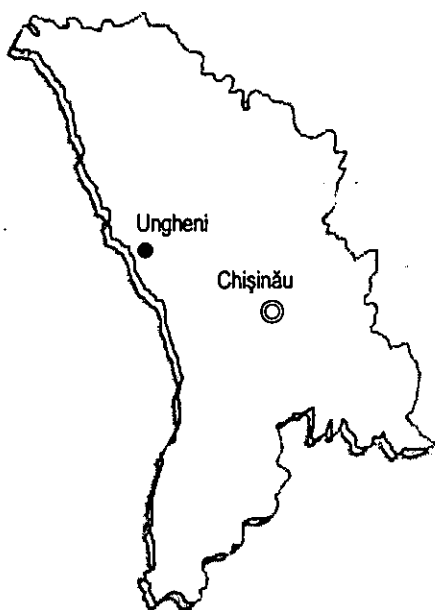


NUMBER OF VOTES CAST FOR ELECTORAL CONTESTANTS

Electoral Contestants	Abbreviation	Number of valid votes cast	%
Party of Communists	PC	6711	18.23
"Democratic Convention" Electoral Bloc	DC	10129	27.52
"For a Democratic and Prosperous Moldova" Electoral Bloc	FDPM	7852	21.33
Party of Democratic Forces	PDF	4393	11.94
Democratic Agrarian Party	DAP	506	1.37
"Furnică" (Ant) Civic Alliance Electoral Bloc	FCA	311	0.85
"Alliance of Democratic Forces" Electoral Bloc	ADF	651	1.77
Party of Economic and Social Justice	PESJ	996	2.71
Social Democratic Party	SDP	1952	5.30
"Socialist Unity" Electoral Bloc	SU	304	0.83
"Speranța" (Hope) Social Democratic Electoral Bloc	SSD	377	1.02
Plugaru Anatol		510	1.39
Boicenco Valeriu		482	1.31
Party of Socialists	PS	146	0.40
Party of Reform	PR	205	0.56
Christian Democratic Union	CDU	139	0.38
Calinici Iulius		5	0.01
Frecăușan Grigore		180	0.49
United Party of Labour	UPL	54	0.15
Reniță Valeriu		35	0.10
Other independent candidates		866	2.35

See votes accumulated in localities at page No 3-141.

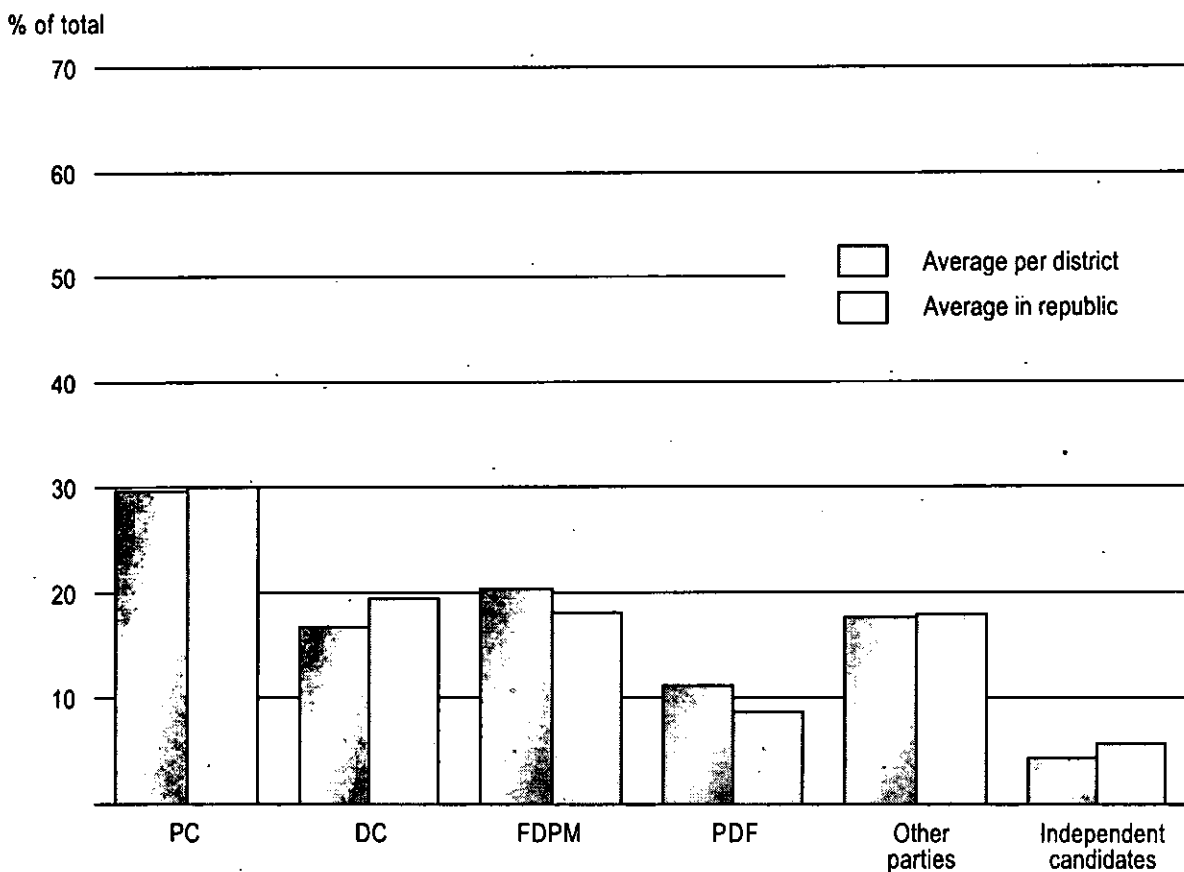
UNGHENI DISTRICT



● Surface area, km ²	1070
● Distance from capital, km	107
● Number of registered voters	72642
● Number of participating registered voters	55602
● Percent of participating registered voters	76.54
● Number of valid votes cast	53395

3

RESULTS OF THE ELECTION



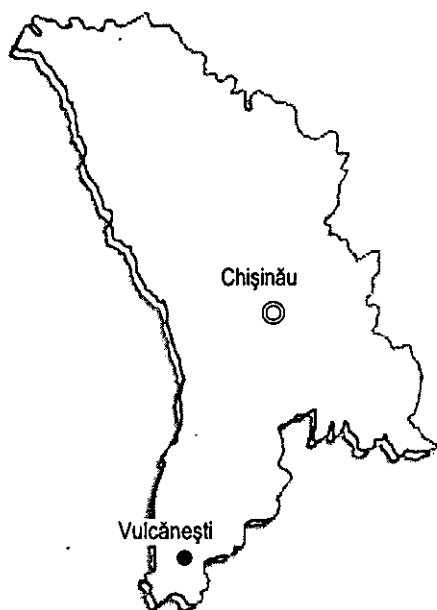
NUMBER OF VOTES CAST FOR ELECTORAL CONTESTANTS

Electoral Contestants	Abbreviation	Number of valid votes cast	%
Party of Communists	PC	15815	29.62
"Democratic Convention" Electoral Bloc	DC	8913	16.69
"For a Democratic and Prosperous Moldova" Electoral Bloc	FDPM	10832	20.29
Party of Democratic Forces	PDF	6020	11.27
Democratic Agrarian Party	DAP	1615	3.02
"Fumica" (Ant) Civic Alliance Electoral Bloc	FCA	2484	4.65
"Alliance of Democratic Forces" Electoral Bloc	ADF	572	1.07
Party of Economic and Social Justice	PESJ	353	0.66
Social Democratic Party	SDP	2652	4.97
"Socialist Unity" Electoral Bloc	SU	580	1.09
"Speranța" (Hope) Social Democratic Electoral Bloc	SSD	417	0.78
Plugaru Anatol		446	0.84
Boicenco Valeriu		486	0.91
Party of Socialists	PS	167	0.31
Party of Reform	PR	356	0.67
Christian Democratic Union	CDU	178	0.33
Calinici Iulius		14	0.03
Frecăuțan Grigore		98	0.18
United Party of Labour	UPL	92	0.17
Reniță Valeriu		62	0.12
Other independent candidates		1243	2.33

See votes accumulated in localities at page No 3-143.

VULCĂNEȘTI

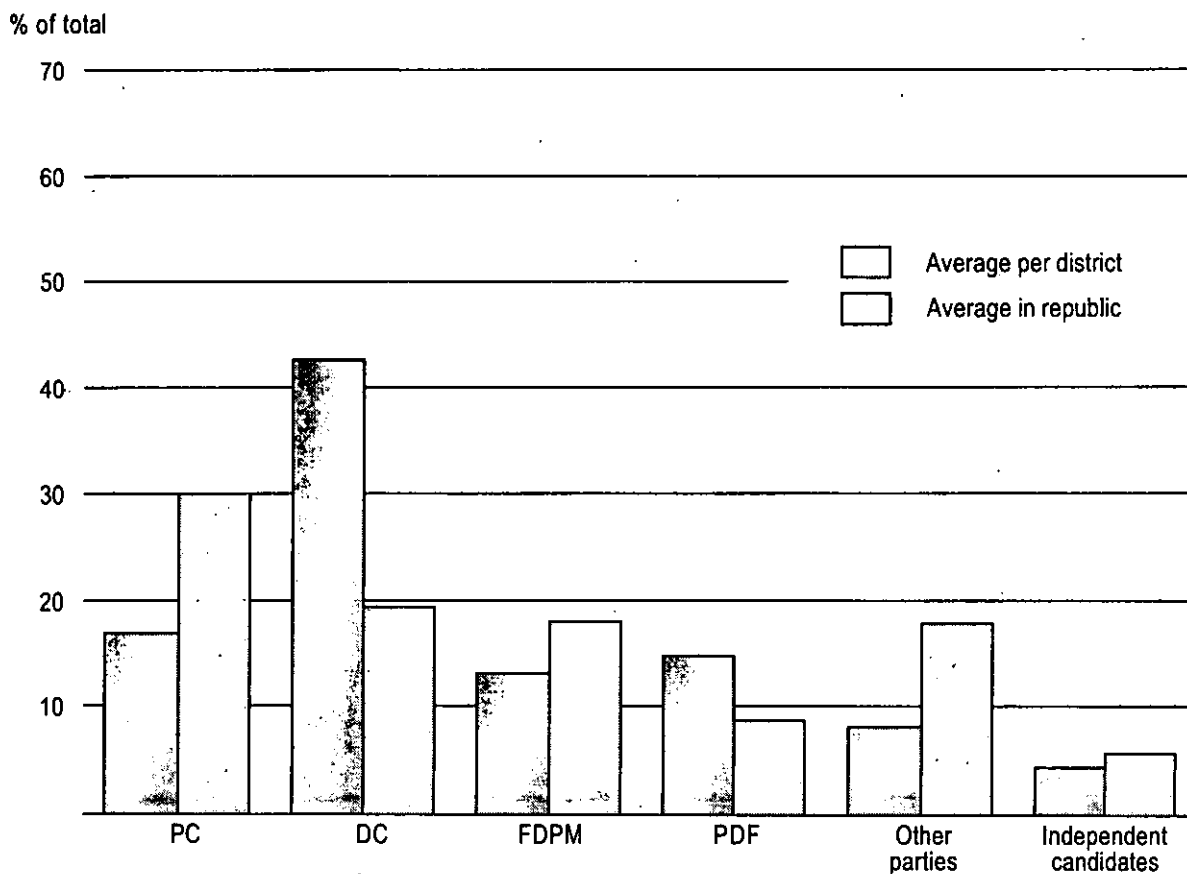
DISTRICT



● Surface area, km ²	930
● Distance from capital, km	200
● Number of registered voters	22977
● Number of participating registered voters	18773
● Percent of participating registered voters	81.70
● Number of valid votes cast	18061

3

RESULTS OF THE ELECTION



NUMBER OF VOTES CAST FOR ELECTORAL CONTESTANTS

Electoral Contestants	Abbreviation	Number of valid votes cast	%
Party of Communists	PC	3049	16.88
"Democratic Convention" Electoral Bloc	DC	7695	42.61
"For a Democratic and Prosperous Moldova" Electoral Bloc	FDPM	2373	13.14
Party of Democratic Forces	PDF	2680	14.84
Democratic Agrarian Party	DAP	215	1.19
"Furnica" (Ant) Civic Alliance Electoral Bloc	FCA	321	1.78
"Alliance of Democratic Forces" Electoral Bloc	ADF	259	1.43
Party of Economic and Social Justice	PESJ	118	0.65
Social Democratic Party	SDP	130	0.72
"Socialist Unity" Electoral Bloc	SU	112	0.62
"Speranța" (Hope) Social Democratic Electoral Bloc	SSD	101	0.56
Plugaru Anatol		194	1.07
Boicenco Valeriu		306	1.69
Party of Socialists	PS	83	0.46
Party of Reform	PR	95	0.53
Christian Democratic Union	CDU	24	0.13
Calinici Iulius		1	0.01
Frecăușan Grigore		22	0.12
United Party of Labour	UPL	20	0.11
Reșiță Valeriu		9	0.05
Other independent candidates		254	1.41

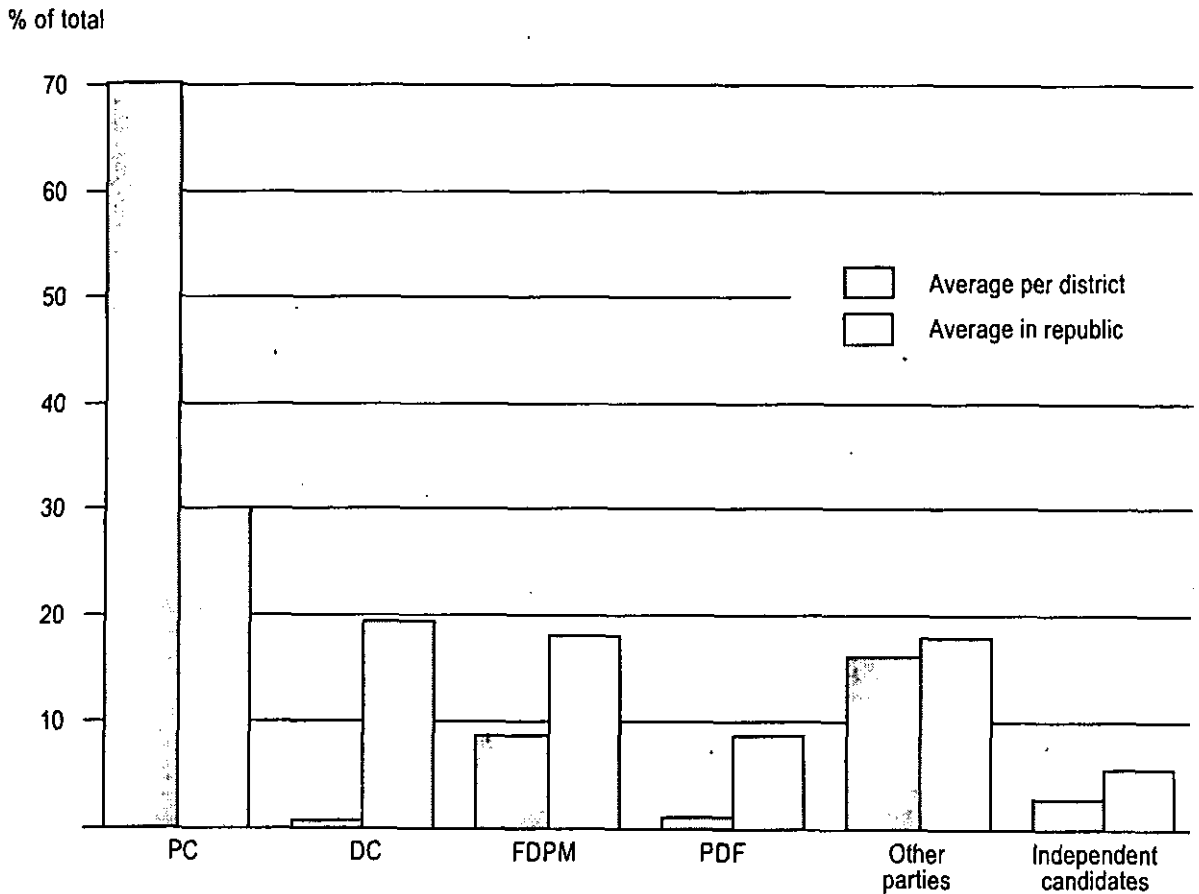
See votes accumulated in localities at page No 3-146.

TERRITORIAL AUTONOMOUS UNIT GAGAUZ-YERI

● Number of registered voters	99013
● Number of participating registered voters	69894
● Percent of participating registered voters	70.59
● Number of valid votes cast	57850

3

RESULTS OF THE ELECTION



NUMBER OF VOTES CAST FOR ELECTORAL CONTESTANTS

Electoral Contestants	Abbreviation	Number of valid votes cast	%
Party of Communists	PC	47444	70.20
"Democratic Convention" Electoral Bloc	DC	543	0.80
"For a Democratic and Prosperous Moldova" Electoral Bloc	FDPM	5875	8.69
Party of Democratic Forces	PDF	806	1.19
Democratic Agrarian Party	DAP	825	1.22
"Furnica" (Ant) Civic Alliance Electoral Bloc	FCA	1679	2.48
"Alliance of Democratic Forces" Electoral Bloc	ADF	162	0.24
Party of Economic and Social Justice	PESJ	3902	5.77
Social Democratic Party	SDP	429	0.63
"Socialist Unity" Electoral Bloc	SU	1529	2.26
"Speranța" (Hope) Social Democratic Electoral Bloc	SSD	1111	1.64
Plugaru Anatol		31	0.05
Boicenco Valeriu		287	0.42
Party of Socialists	PS	1074	1.59
Party of Reform	PR	28	0.04
Christian Democratic Union	CDU	70	0.10
Calinici Iulius		3	0.00
Frecăuțan Grigore		115	0.17
United Party of Labour	UPL	133	0.20
Reșiță Valeriu		13	0.02
Other independent candidates		1521	2.25

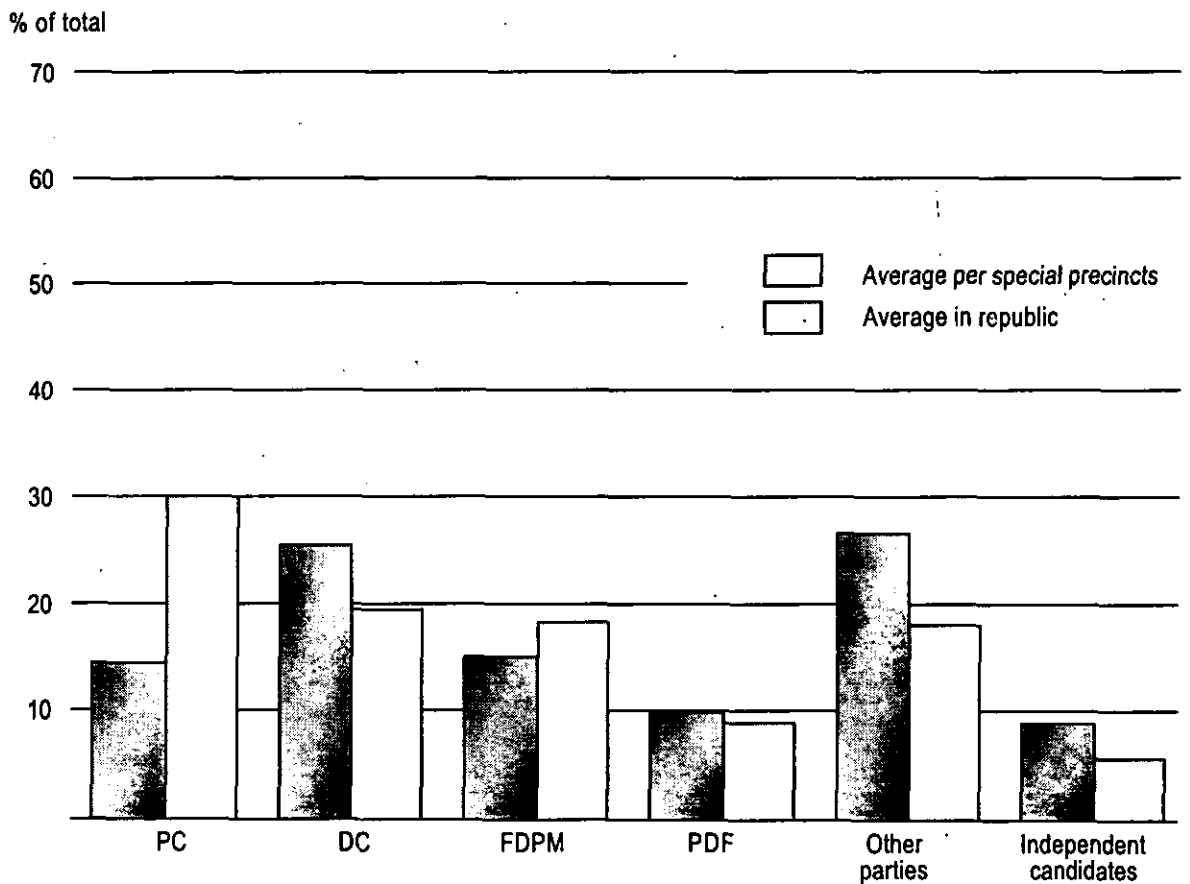
See votes accumulated in localities at page No 3-147.

SPECIAL PRECINCTS (FOR TRANSDNIESTRIAN RESIDENTS)

- Number of participating registered voters 3738
- Number of valid votes cast 3680

3

RESULTS OF THE ELECTION



NUMBER OF VOTES CAST FOR ELECTORAL CONTESTANTS

Electoral Contestants	Abbreviation	Number of valid votes cast	%
Party of Communists	PC	529	14.38
"Democratic Convention" Electoral Bloc	DC	938	25.49
"For a Democratic and Prosperous Moldova" Electoral Bloc	FDPM	549	14.92
Party of Democratic Forces	PDF	360	9.78
Democratic Agrarian Party	DAP	131	3.56
"Fumica" (Ant) Civic Alliance Electoral Bloc	FCA	155	4.21
"Alliance of Democratic Forces" Electoral Bloc	ADF	135	3.67
Party of Economic and Social Justice	PESJ	39	1.06
Social Democratic Party	SDP	178	4.84
"Socialist Unity" Electoral Bloc	SU	55	1.49
"Speranța" (Hope) Social Democratic Electoral Bloc	SSD	237	6.44
Plugaru Anatol		33	0.90
Boicenco Valeriu		51	1.39
Party of Socialists	PS	14	0.38
Party of Reform	PR	8	0.22
Christian Democratic Union	CDU	17	0.46
Calinici Iulius		4	0.11
Frecăușan Grigore		6	0.16
United Party of Labour	UPL	10	0.27
Reniță Valeriu		12	0.33
Other independent candidates		219	5.95

See votes accumulated in localities at page No 3-148.


VOTES ACCUMULATED BY COMPETITORS IN LOCALITIES

Locality name	Registered voters	Participating registered voters	Valid votes cast	PC	DC	FDPM	PDF	DAP	FCA	ADF	PESJ	SDP	SU	SSD	Plugaru Anatol	Boicenco Valeriu	PS	PR	CDU	Calinici Iulius	Frecăuțan Grigore	UPL	Rență Valeriu	Other indep. candidates	
CHIȘINĂU																									
Chișinău	428608	254781	249008	25.80	24.73	19.84	9.14	1.00	3.95	2.16	.60	1.26	4.83	1.03	.61	.36	.71	.49	.43	.07	.08	.17	.31	2.45	
Bubuieci	4011	2502	2388	16.58	41.54	16.50	12.86	.54	2.14	2.09	.71	.88	1.01	.59	.71	.42	.29	.38	.08	.00	.08	.21	.34	2.05	
Ciorescu	3726	2405	2340	24.02	31.54	14.62	8.03	.81	3.63	1.45	1.20	1.71	2.56	.51	3.93	.81	.34	.47	.21	.04	.21	.26	.47	3.16	
Codru	6832	4407	4301	15.74	38.06	17.16	10.14	1.07	5.16	1.93	.81	1.33	2.67	1.12	.84	.28	.42	.28	.35	.02	.02	.16	.37	2.07	
Colonița	2061	1487	1417	20.82	39.73	6.92	7.55	.71	2.33	2.47	.71	2.26	1.06	.35	1.41	.42	.64	5.79	.14	.00	.71	.07	.42	5.50	
Condrița	392	327	317	9.15	37.85	6.31	9.78	.63	2.84	2.21	22.40	.63	.32	.00	.95	.32	.95	.00	.00	.32	1.58	.32	.32	3.15	
Cricova	4929	3397	3310	35.50	29.88	11.57	7.04	.94	2.27	2.60	.73	1.24	1.36	.91	1.54	.24	.39	.69	.06	.12	.06	.09	.36	2.42	
Cruzești	925	694	651	8.14	51.00	17.67	6.91	.46	1.08	3.38	.31	.46	1.23	.92	1.84	.92	.46	.77	.31	.00	.00	.46	.31	3.38	
Durlești	12384	7430	7070	11.17	42.87	12.66	18.39	.31	3.30	2.79	.21	.95	1.32	.68	.57	.35	.18	1.30	.31	.16	.10	.03	.24	2.12	
Ghidighici	3332	2277	2209	6.97	25.58	9.37	49.93	.45	.68	1.22	.23	.59	.32	.36	1.36	.27	.14	.18	.41	.05	.09	.05	.00	1.77	
Grătiești	3850	2957	2877	5.39	65.87	4.59	12.55	.63	1.25	1.81	1.18	.70	.35	.49	.49	.76	.31	.87	.07	.03	.28	.10	.07	2.22	
Sângera	7349	4007	3843	15.04	39.11	11.94	15.22	.94	2.94	2.00	1.20	.73	1.69	.75	2.34	.62	.34	.73	1.20	.10	.16	.05	.31	2.58	
Tohatin	1382	900	840	17.74	36.19	10.24	14.40	1.90	3.33	2.38	1.79	.95	1.07	.60	2.26	.71	.24	.12	.36	.12	.00	.48	.60	4.52	
Vadul lui Vodă	3348	2454	2143	29.30	32.43	12.27	3.64	.37	3.78	3.41	2.15	1.68	5.27	.75	.65	.42	.61	.84	.09	.00	.14	.09	.14	1.96	
Vatra	2135	1306	1255	38.17	13.39	20.16	14.02	.32	5.66	1.35	.24	.64	2.95	.80	.08	.32	.16	.16	.08	.08	.00	.08	.00	1.35	

Locality name	Registered voters	Participating registered voters	Valid votes cast	PC	DC	FDPM	PDF	DAP	FCA	ADF	PESJ	SDP	SU	SSD	Plugaru Anatol	Boicenco Valeriu	PS	PR	CDU	Calinici Iulius	Frecaujan Grigore	UPL	Renija Valeriu	Other indep. candidates	
EMBASSIES																									
Austria	24	39	39	.00	25.64	64.10	.00	5.13	2.56	.00	.00	.00	.00	.00	.00	.00	.00	.00	.00	.00	.00	.00	.00	.00	2.56
Belgium	21	26	26	.00	34.62	30.77	7.69	.00	3.85	.00	.00	3.85	.00	.00	.00	.00	.00	11.54	.00	.00	.00	.00	.00	.00	7.69
Bulgaria	59	59	59	3.39	30.51	42.37	5.08	6.78	.00	5.08	.00	.00	3.39	.00	.00	.00	.00	.00	.00	.00	.00	.00	1.69	.00	1.69
Byelorussia	35	35	34	23.53	29.41	20.59	2.94	20.59	.00	2.94	.00	.00	.00	.00	.00	.00	.00	.00	.00	.00	.00	.00	.00	.00	.00
China	12	11	10	.00	30.00	30.00	10.00	20.00	.00	.00	.00	.00	.00	.00	.00	.00	.00	.00	10.00	.00	.00	.00	.00	.00	.00
France	24	67	66	1.52	30.30	31.82	22.73	.00	.00	7.58	.00	.00	.00	.00	.00	.00	.00	.00	.00	.00	.00	.00	.00	.00	6.06
Germany	37	52	50	4.00	20.00	36.00	8.00	2.00	4.00	2.00	2.00	2.00	4.00	4.00	.00	.00	.00	6.00	.00	.00	.00	.00	.00	.00	6.00
Hungary	11	31	30	16.67	20.00	33.33	16.67	6.67	.00	3.33	.00	.00	.00	3.33	.00	.00	.00	.00	.00	.00	.00	.00	.00	.00	.00
Israel	8	77	77	7.79	15.58	32.47	20.78	5.19	1.30	.00	.00	1.30	2.60	1.30	1.30	1.30	.00	.00	.00	.00	.00	.00	2.60	.00	6.49
Poland	11	18	18	.00	44.44	33.33	5.56	5.56	5.56	.00	.00	.00	.00	5.56	.00	.00	.00	.00	.00	.00	.00	.00	.00	.00	.00
Romania	0	2079	2065	1.40	52.83	7.02	26.97	.82	.92	3.78	.05	1.26	.19	.63	.58	.05	.19	1.11	.44	.00	.10	.05	.00	.00	1.60
Russia	668	607	598	4.52	6.52	66.89	4.52	1.84	2.51	.33	.33	1.17	1.34	1.34	.67	.00	1.67	.67	.50	.00	.17	.67	.00	.00	4.35
Switzerland	12	12	12	.00	66.67	8.33	8.33	.00	.00	.00	.00	.00	.00	8.33	8.33	.00	.00	.00	.00	.00	.00	.00	.00	.00	.00
Turkey	11	29	27	7.41	18.52	18.52	11.11	14.81	.00	.00	.00	7.41	3.70	3.70	3.70	.00	3.70	.00	.00	.00	.00	.00	.00	.00	7.41
Ukraine	10	35	35	2.86	8.57	62.86	11.43	.00	8.57	2.86	.00	.00	2.86	.00	.00	.00	.00	.00	.00	.00	.00	.00	.00	.00	.00
USA	42	46	44	2.27	47.73	20.45	20.45	2.27	.00	.00	.00	4.55	.00	2.27	.00	.00	.00	.00	.00	.00	.00	.00	.00	.00	.00
Uzbekistan	12	12	12	.00	25.00	66.67	.00	.00	.00	.00	.00	.00	.00	.00	.00	.00	.00	8.33	.00	.00	.00	.00	.00	.00	.00

Locality name	Registered voters	Participating registered voters	Valid votes cast	PC	DC	FDPM	PDF	DAP	FCA	ADF	PESJ	SDP	SU	SSD	Plugaru Anatol	Bolcenco Valeriu	PS	PR	CDU	Calinici Iulius	Frecuțan Grigore	UPL	Reniță Valeriu	Other Indep. candidates	
BĂLȚI																									
Bălți	90747	50676	49496	38.97	11.65	9.68	8.69	2.76	9.99	.75	.83	.93	10.67	1.42	.35	.30	.48	.20	.36	.02	.07	.15	.06	1.67	
Elizaveta	2153	1610	1556	13.05	18.83	6.81	10.48	2.63	40.23	1.22	1.22	.58	.77	.13	.32	.26	.26	.51	.45	.06	.26	.06	.19	1.67	
ANENII NOI																									
Anenii Noi	6423	4007	3885	45.38	9.58	10.63	2.24	8.03	4.86	1.06	.85	.80	3.53	1.47	1.21	.51	.69	.10	.88	.00	.00	.18	.05	7.95	
Beriozchi	399	343	333	56.46	5.41	8.71	2.40	11.11	6.31	.30	.00	.00	2.70	.00	.60	.30	.30	.00	.00	.00	.00	.30	.00	5.11	
Botnărești	669	539	527	7.97	13.28	4.55	3.04	59.96	.19	.38	2.66	.38	.19	.19	2.09	.57	.38	.00	.38	.00	.19	1.14	.00	2.47	
Bulboaca	3599	2605	2526	12.23	23.04	17.42	9.26	10.06	4.51	2.22	4.20	1.70	1.43	1.43	2.10	.79	.51	.51	3.25	.00	.44	.16	.91	3.84	
Calfa	1191	842	792	9.09	28.03	15.53	5.05	12.50	3.28	2.27	4.04	1.39	1.14	1.14	2.40	2.78	.25	.88	5.18	.13	1.52	.63	.38	2.40	
Chetrosu	1202	949	916	51.09	11.79	9.72	3.71	11.46	3.93	.22	2.07	.66	1.31	.22	.22	.33	.22	.55	.55	.00	.33	.11	.00	1.53	
Chirca	964	794	772	13.99	14.51	11.79	6.74	24.61	1.68	1.42	15.03	.65	.39	.26	1.81	1.04	.78	.39	.00	.00	2.20	.65	.26	1.81	
Ciobanovca	676	624	594	44.44	2.86	1.85	2.36	32.49	1.85	.67	1.35	.34	.84	.17	.00	.51	.00	.00	.51	.00	.67	.67	.34	8.08	
Cobusca Nouă	971	734	711	6.89	32.49	8.86	6.75	21.24	2.95	1.69	2.25	.84	.42	.14	6.75	.56	.14	.28	.70	.00	.42	.28	.14	6.19	
Cobusca Veche	1416	1131	1079	6.95	27.34	3.71	3.06	26.04	1.39	.65	.93	.83	.09	.46	19.37	.83	.09	.93	5.38	.00	.37	.37	.09	1.11	
Crețoiaia	270	245	242	19.42	4.55	15.29	4.55	37.19	.83	.00	11.16	.00	1.65	.00	.00	.41	.00	.41	.00	.00	.00	.41	.00	4.13	
Delacău	1519	1229	1203	11.64	40.73	4.99	7.48	26.43	.83	.91	.83	.42	.58	.25	1.25	.58	.25	.25	.17	.00	.17	.25	.00	2.00	
Floreni	2107	1449	1375	20.44	31.49	9.82	6.40	13.09	1.75	4.95	2.11	.51	.29	1.02	1.45	.87	.00	.29	.44	.07	.07	.29	.15	4.51	
Geamăna	2460	1718	1666	7.86	10.26	4.32	12.00	46.58	.72	2.82	.72	.78	.96	.30	1.68	2.10	.36	.30	.72	.00	.24	.48	.00	6.78	
Gura Bâcului	2560	1633	1594	9.85	34.50	21.02	8.97	2.76	1.69	1.76	2.38	2.13	1.51	1.94	1.63	1.38	1.00	2.20	.82	.00	.69	.13	.13	3.51	
Hârbovăț	3518	2943	2834	13.13	45.27	5.86	6.42	4.41	9.42	2.61	1.16	1.66	.56	1.13	1.38	1.31	.18	.60	2.01	.04	.32	.14	.21	2.19	
Hârbovățul Nou	352	302	292	31.85	8.90	26.37	6.16	1.03	1.03	.34	12.67	.34	2.05	1.71	1.37	.00	2.05	.68	.34	.00	1.03	.34	.00	1.71	

Locality name	Registered voters	Participating registered voters	Valid votes cast	PC	DC	FOPM	PDF	DAP	FCA	ADF	PESJ	SDP	SU	SSD	Plugaru Anatol	Bolcenco Valeriu	PS	PR	CDU	Calinici Iulius	Frecăţuan Grigore	UPL	Reniţa Valeriu	Other indep. candidates	
Humuleşti	124	129	129	3.10	89.15	.00	.78	1.55	.00	.00	.00	.00	.00	.00	3.10	.00	.00	.00	.00	.00	.00	.00	.00	.00	2.33
Maximovca	1028	823	801	52.43	8.86	7.99	3.75	4.99	4.12	.37	1.87	.00	4.87	.12	.37	.00	2.25	.12	.62	.00	.50	.00	.25	6.49	
Mereni	3931	2708	2621	12.67	34.34	11.41	17.36	4.58	1.76	3.13	3.20	1.37	.61	.76	1.18	1.11	.38	2.52	.38	.00	.19	.23	.27	2.56	
Merenii Noi	895	619	607	35.58	16.97	15.16	6.75	3.13	4.12	.82	6.59	.99	.49	.49	2.31	1.15	.33	.33	2.31	.16	.33	.16	.00	1.81	
Puhăceni	2544	2059	2005	17.26	15.86	11.47	6.63	17.86	2.54	5.49	3.19	1.25	.75	1.45	10.57	1.95	.40	1.00	.60	.00	.05	.10	.20	1.40	
Roşcani	1825	1228	1186	13.41	26.64	6.83	7.08	23.95	2.36	.93	3.04	1.35	.84	.76	1.94	1.43	.59	.42	3.04	.00	.51	.34	.08	4.47	
Ruseni	972	761	742	59.70	3.50	4.31	1.75	13.48	2.83	1.21	3.77	.00	1.48	1.08	1.48	.54	.27	.13	2.02	.00	.13	.13	.00	2.16	
Socoleni	340	320	316	18.35	9.49	2.85	4.11	55.06	1.27	.00	4.11	.00	.63	.95	.63	.95	.00	.00	.00	.00	.00	1.27	.00	.32	
Speia	1880	1471	1433	18.00	13.40	9.56	3.56	34.89	2.65	3.28	1.33	1.74	1.40	1.88	1.67	1.47	.21	.56	.70	.07	.35	.63	.07	2.58	
Şerpeni	2373	1693	1642	23.39	13.46	14.25	5.24	15.04	15.23	1.64	2.62	.37	.61	.85	1.71	.91	.73	.24	.49	.06	.67	.24	.24	2.01	
Teliţa	740	668	637	39.87	16.17	5.81	2.83	20.72	.47	.78	4.71	.00	1.41	2.04	.47	1.26	.31	.31	.78	.00	.16	.31	.31	1.26	
Todireşti	1122	859	840	22.50	14.76	5.12	5.48	37.62	1.55	2.02	2.02	.71	.36	1.43	1.19	.24	.60	.12	.48	.00	.12	.60	.12	2.98	
Troiţa Nouă	547	479	466	47.00	1.29	1.50	.43	41.63	.43	.43	.86	.43	1.72	.43	.21	.00	.86	.43	.21	.00	.64	.00	.00	1.50	
Țânțăreni	1900	1369	1330	8.27	16.39	3.31	9.17	51.35	1.73	.68	1.65	.15	.23	.30	1.80	.38	.30	.30	.23	.00	.23	.68	.15	2.71	
Varnița	2772	1636	1581	15.69	25.24	17.33	7.34	1.58	2.72	10.82	.70	.70	1.58	11.51	.19	.19	.38	.13	.63	.06	.06	.06	.25	2.85	
BASARABEASCA																									
Basarabearca	9093	6479	6309	43.30	3.03	40.31	.95	2.08	2.57	.27	1.14	.70	1.85	.17	.19	.67	.14	.06	.24	.00	.17	.10	.05	2.01	
Abadia	3458	2640	2500	6.60	47.76	27.84	2.76	2.52	.88	3.04	1.24	.76	.96	.16	.76	1.12	.08	.56	.24	.04	.08	.16	.08	2.36	
Başcalia	2349	2154	2110	1.94	4.55	83.93	3.41	2.56	.24	.33	.57	.24	1.14	.09	.09	.09	.05	.05	.00	.00	.05	.09	.00	.57	
Carabetovca	1053	940	915	8.42	71.04	8.42	.33	.98	.33	4.59	1.86	.44	.44	.00	.22	1.75	.00	.00	.11	.11	.11	.00	.00	.87	
Iordanovca	520	486	473	5.07	61.31	16.49	2.54	3.38	.85	2.96	1.27	.63	.21	.21	.42	2.11	.00	.42	.00	.00	.00	.42	.00	1.69	



Locality name	Registered voters	Participating registered voters	Valid votes cast	PC	DC	FDPM	PDF	DAP	FCA	ADF	PESJ	SDP	SU	SSD	Plugaru Anatol	Boicenco Valeriu	PS	PR	CDU	Calinici Iulius	Frecăuțan Grigore	UPL	Rența Valeriu	Other indep. candidates		
Iserlia	702	531	515	45.05	.78	35.15	.78	6.41	3.11	.19	1.94	.39	1.55	.00	.00	.19	2.91	.00	.19	.00	.19	.00	.00	1.17		
Ivanovca	215	199	196	51.53	3.57	28.06	.51	1.53	2.55	.51	3.06	.51	2.04	.00	.00	3.06	.00	.00	.51	.00	1.02	.00	.51	1.02		
Sadaclia	2603	1932	1866	10.02	24.60	34.35	14.90	3.43	1.07	.64	1.34	1.39	.48	.86	.54	1.61	.16	.43	.43	.05	.16	.16	.05	3.32		
Troițcoe	883	820	799	80.35	.63	14.64	.13	1.63	.25	.00	.25	.25	.13	.00	.13	.50	.50	.00	.00	.00	.00	.00	.00	.63		
BRICENI																										
Briceni	6437	4282	4138	58.80	5.73	13.46	4.08	3.50	5.92	.34	.68	.85	.89	.87	.19	.48	.19	.15	.22	.72	.05	.15	.07	2.66		
Balasinești	1849	1498	1457	26.77	6.59	17.50	7.41	29.79	.00	.75	4.46	.75	.89	.07	.55	.34	.34	.48	.14	.00	1.10	.62	.07	1.37		
Bălcăuți	567	548	544	78.86	.18	3.13	.00	10.66	1.47	.00	3.68	.00	.00	.00	.00	.37	.00	.00	.00	.00	.18	.00	.00	1.47		
Berlinți	1320	796	741	77.19	4.86	6.61	.40	5.40	.54	.00	.67	.54	.54	.40	.00	.00	.40	.00	.67	.13	.40	.27	.00	.94		
Bezeda	413	313	307	86.64	2.28	.98	1.30	5.21	.00	.33	.65	.00	.33	.00	.00	1.30	.33	.00	.00	.00	.00	.65	.00	.00		
Bogdănești	474	368	353	68.84	1.70	6.80	10.20	6.23	1.42	.57	.00	.00	1.98	.28	.28	.00	.28	.00	.00	.00	.00	.28	.00	1.13		
Bulboaca	831	701	676	32.84	9.76	14.20	8.73	20.71	.44	2.22	1.04	1.18	.15	.74	.30	2.51	.74	.59	.30	.00	.30	.30	.00	2.96		
Caracușenii Noi	422	263	237	73.84	1.69	5.91	.84	1.27	1.27	.42	1.27	.42	2.11	.42	.84	.00	.42	.42	7.17	.00	.42	.42	.00	.84		
Caracușenii Vechi	3023	1504	1444	24.45	14.75	16.20	10.39	13.85	.69	.83	6.65	.48	.90	1.52	.55	1.73	.00	.55	.21	.00	.62	.55	.14	4.92		
Colicăuți	2074	1920	1866	41.69	14.74	14.04	11.31	5.84	.96	.70	1.71	1.13	.64	1.02	.80	.96	.11	1.13	.64	.00	.43	.00	.05	2.09		
Corjeuți	5028	2494	2351	11.06	28.97	15.57	19.27	10.97	.30	.72	4.25	.30	.30	2.93	.60	.51	.04	.81	.09	.43	.47	.34	.00	2.08		
Coteala	1655	1354	1314	32.65	17.35	5.48	13.01	22.45	.23	1.29	1.67	.23	.15	.23	.23	1.07	.30	.15	.15	.00	.76	.38	.00	2.21		
Cotiujeni	2381	1529	1440	40.14	28.13	6.81	13.33	2.50	.56	1.46	.35	.07	.35	.42	.49	1.04	.28	.21	2.43	.21	.14	.14	.07	.90		
Criva	1313	900	865	9.02	41.16	7.51	1.04	3.01	.35	1.04	.23	.46	.58	.69	.12	1.04	.23	.23	.12	29.48	.12	.00	.00	3.58		
Drepcăuți	2144	1597	1540	22.60	18.90	33.83	4.87	3.12	.39	3.64	1.82	.91	.65	.65	.32	1.30	.52	.45	.39	1.75	.39	.26	.13	3.12		
Ghilavăț	1920	1421	1375	72.51	4.80	4.80	2.25	9.31	.51	.00	1.75	.22	.80	.51	.22	.36	.22	.00	.22	.29	.07	.44	.00	.73		

Locality name	Registered voters	Participating registered voters	Valid votes cast	PC	DC	FDPM	PDF	DAP	FCA	ADF	PESJ	SDP	SU	SSD	Plugaru Anatol	Bolcenco Valeriu	PS	PR	CDU	Calinici Iulius	Frecăuțan Grigore	UPL	Renița Valeriu	Other indep. candidates		
Grimăncăuți	3094	2134	2046	42.96	15.40	4.74	19.50	2.74	.93	.59	2.05	.34	.20	.29	1.12	.64	.68	.34	1.66	2.35	.54	.10	.10	2.74		
Grozniță	320	306	296	69.59	1.35	9.46	.00	4.73	.34	.00	7.77	.34	1.69	.68	.00	.68	.00	.68	.34	.00	.34	.34	.00	1.69		
Halahora de Jos	324	269	261	88.89	1.53	.00	1.92	.77	.77	.00	2.68	.38	.38	.00	.00	.38	.38	.00	.00	.00	.38	.77	.00	.77		
Halahora de Sus	822	729	711	93.53	.42	.84	.42	.56	.42	.28	.98	.28	.28	.14	.00	.14	.00	.00	.00	.56	.14	.14	.14	.70		
Hlina	876	659	617	23.82	26.58	2.92	19.29	6.16	.16	.81	5.19	.49	.16	1.30	.65	1.78	1.78	.97	.65	4.05	1.13	.32	.00	1.78		
Larga	4064	2683	2548	46.43	6.40	6.95	6.48	24.37	.20	.90	1.02	.39	.20	1.49	.12	.78	.55	.51	.27	.04	.43	.43	.04	2.00		
Lipcani	4424	2498	2358	58.44	9.50	11.03	1.74	12.00	.76	.17	.55	1.57	.89	.30	.00	.21	.30	.13	.21	.08	.25	.25	.00	1.61		
Mărcăuți	1312	1145	1119	72.21	7.42	8.04	.98	1.25	3.75	2.41	.80	.18	.27	.18	.09	.09	.36	.18	.18	.00	.00	.18	.09	1.34		
Medveja	1428	1246	1210	81.07	.74	6.61	2.81	2.98	.00	.00	.50	.17	.50	.00	.00	1.65	.66	.00	.17	.00	.08	.83	.00	1.24		
Mihăileni	369	354	335	70.75	1.19	13.13	1.19	7.46	.90	.60	.00	.00	1.49	.90	.00	.00	.30	.00	.30	.60	.00	.60	.30	.30		
Pererita	1483	1191	1121	57.81	16.06	10.53	5.98	2.59	.45	1.07	.54	.18	1.07	.80	.00	.45	.18	.54	.18	.00	.18	.09	.00	1.34		
Slobozia-Șireuți	810	610	580	81.90	4.14	6.55	.34	3.10	.17	.34	.34	.00	.52	.52	.00	.34	.34	.17	.00	.17	.00	.17	.00	.86		
Șirăuți	1840	1560	1477	24.78	51.18	10.29	3.93	2.51	.41	.88	.81	.61	.41	.54	.14	.41	.81	.14	.14	.27	.20	.20	.00	1.35		
Tabani	2155	1161	1079	19.74	29.01	12.88	11.68	10.94	1.39	1.20	1.30	3.43	.74	1.39	.65	1.76	.37	.74	.28	1.58	.00	.28	.00	.65		
Tețcani	2126	1965	1895	59.68	.69	2.11	.26	32.40	.11	.11	.37	.00	.58	.21	.05	.90	.16	.11	.00	.00	.11	.63	.00	1.53		
Trebisăuți	1682	1240	1157	43.04	13.22	13.74	4.24	1.56	2.68	1.73	6.40	.86	.43	1.21	1.04	2.16	.95	.17	.26	.00	1.47	.17	.00	4.67		
Trestieni	387	351	347	78.10	.86	4.90	1.15	1.73	.58	.00	10.66	.00	.00	.86	.29	.00	.58	.00	.00	.00	.00	.29	.00	.00		
CAHUL																										
Cahul	21980	14528	14062	51.52	13.54	13.16	4.72	1.51	3.93	1.39	1.75	1.67	1.12	.82	.35	.38	2.18	.20	.34	.01	.09	.09	.06	1.17		
Andrușul de Jos	1211	964	906	30.24	18.10	17.22	13.36	4.86	.99	2.32	3.75	1.43	.77	.66	.33	.99	.77	1.66	.00	.00	.66	.00	.11	1.77		
Andrușul de Sus	1009	892	869	6.79	11.62	31.88	30.96	1.27	.81	1.61	11.39	.35	.69	.23	.00	.58	.46	.23	.12	.00	.23	.00	.00	.81		

Locality name	Registered voters	Participating registered voters	Valid votes cast	PC	DC	FDPM	PDF	DAP	FCA	ADF	PESJ	SDP	SU	SSD	Plugaru Anatol	Boicenco Valeriu	PS	PR	CDU	Calinici Iulius	Frecaujan Grigore	UPL	Renita Valeriu	Other Indep. candidates
Badicul Moldovenesc	860	733	713	47.83	8.27	9.96	8.27	3.65	.28	.56	12.20	1.82	.28	1.40	.14	.84	.84	.14	.00	.00	1.54	.42	.00	1.54
Baurci-Moldoveni	1314	1012	981	26.10	18.65	12.54	10.91	1.12	.41	.61	21.71	.92	.20	.20	.71	.82	.31	.82	.20	.00	1.63	.00	.00	2.14
Bucuria	411	359	352	32.39	1.99	41.48	4.83	5.40	4.55	.85	1.99	1.99	.57	1.14	.28	.00	.28	.28	.00	.00	.00	.00	.00	1.99
Burlacu	1140	944	901	50.39	6.22	9.66	12.21	3.11	1.11	1.33	8.66	2.55	.67	.67	.11	.00	1.00	.44	.44	.00	.33	.11	.00	1.00
Chioselia Mare	443	423	412	31.07	29.85	16.26	8.50	6.07	.24	.73	.73	3.88	.24	.24	.00	.00	.49	.00	.00	.00	.00	.49	.00	1.21
Chircani	410	341	331	30.82	18.43	13.60	9.67	5.44	1.21	6.65	9.37	.60	1.51	.91	.60	.30	.00	.00	.00	.00	.00	.30	.00	.60
Cotihana	725	655	629	33.39	29.41	9.86	6.52	1.27	1.43	.79	4.13	7.79	.48	1.27	.32	1.11	.64	.16	.16	.00	.32	.16	.00	.79
Crihana Veche	2565	1888	1815	31.96	34.44	13.33	5.45	1.87	2.04	1.87	3.36	.94	.39	.28	.17	.50	.33	.39	.28	.00	.66	.06	.00	1.71
Cucoara	734	632	599	34.89	17.53	8.35	4.01	2.00	.83	9.18	12.85	4.34	.00	.50	1.17	.33	.83	.50	.33	.00	1.17	.00	.00	1.17
Frumușica	442	422	400	33.25	27.00	11.75	17.50	.75	.50	1.25	1.25	2.25	.00	.00	.75	.25	.50	.25	.00	.00	.25	.25	.00	2.25
Huluboaia	581	554	544	83.46	1.47	7.35	1.10	3.49	.00	.00	1.65	.00	.74	.18	.18	.00	.37	.00	.00	.00	.00	.00	.00	.00
Larga Nouă	759	644	616	50.32	9.42	8.44	14.61	3.57	1.62	1.14	5.19	.97	.97	.16	.16	.49	.97	.00	.00	.00	.16	.32	.16	1.30
Larga Veche	276	250	237	31.22	24.05	12.24	20.68	1.27	1.27	.00	1.27	2.95	.00	.00	.00	.00	.42	.84	.00	.00	1.69	.00	.00	2.11
Lebedenco	813	541	528	72.92	4.36	8.90	1.52	3.03	4.17	.76	1.14	.00	.38	.19	.38	.38	.57	.00	.00	.00	.00	.19	.19	.95
Lopățică	505	481	461	69.20	1.30	20.61	.00	1.08	1.95	.00	1.95	.65	.87	.00	.00	.00	1.08	.00	.00	.00	.00	.43	.00	.87
Lucești	431	396	378	62.70	1.32	15.08	4.76	11.90	1.32	.00	.53	1.59	.79	.00	.00	.00	.00	.00	.00	.00	.00	.00	.00	.00
Manta	1648	1289	1265	27.19	41.66	6.17	5.69	2.85	2.61	.55	6.64	1.90	.24	1.50	.24	.32	.24	.55	.08	.00	.16	.24	.00	1.19
Moscovei	2336	1839	1794	75.75	1.73	8.92	3.85	1.17	3.07	.17	1.78	.06	.39	.45	.11	.28	.33	.17	.06	.00	.39	.11	.06	1.17
Paicu	312	300	294	15.31	42.52	11.22	10.20	1.02	.34	1.70	10.54	1.02	.34	.00	.34	.34	1.02	.34	.00	.00	.68	.34	.00	2.72
Pașcani	629	529	511	23.48	42.86	11.94	9.78	.98	.20	.20	3.13	1.57	.78	.20	.59	.78	.78	.00	.00	.20	.20	.39	.00	1.96
Pelinei	1462	1005	972	13.27	34.57	16.87	10.91	6.17	3.70	1.13	3.50	2.57	.00	1.34	.72	.93	.72	1.13	.21	.00	.41	.00	.10	1.75

Locality name	Registered voters	Participating registered voters	Valid votes cast	PC	DC	FOPM	PDF	DAP	FCA	ADF	PESJ	SDP	SU	SSD	Plugaru Anatol	Bolcenco Valeriu	PS	PR	CDU	Calinici Iulius	Frecăuțan Grigore	UPL	Renița Valeriu	Other indep. candidates		
Roșu	1777	1286	1249	22.26	25.86	14.17	14.97	3.36	2.48	4.56	4.64	.80	.96	.48	.56	1.60	1.12	.48	.24	.00	.24	.08	.00	1.12		
Spicoasa	150	138	127	77.95	1.57	5.51	7.09	.00	.00	.00	.00	.00	.79	.00	.79	.00	1.57	.00	.79	.00	.00	.00	.00	3.94		
Taraclia de Salcie	973	819	785	35.29	24.84	17.96	6.75	2.68	1.91	.76	2.04	1.27	.51	.38	.64	.25	.89	.00	.25	.00	.51	.25	.13	2.68		
Tartaul de Salcie	599	571	555	14.77	15.32	28.65	15.14	18.02	.54	.36	.90	1.44	.72	.90	.18	1.08	.54	.18	.18	.00	.00	.00	.00	1.08		
Tătărești	1158	895	852	27.23	41.20	10.56	9.39	.82	1.29	2.23	3.05	1.17	.23	.35	.23	.00	.23	.35	.00	.12	.00	.12	.23	1.17		
Ursoaia	873	677	662	54.83	18.73	10.12	3.32	.30	2.27	1.21	2.42	2.11	.91	.60	.45	.76	.00	1.06	.15	.00	.15	.15	.00	.45		
Zămești	1198	1117	1080	18.06	23.98	13.80	9.35	1.57	1.02	1.57	15.74	1.76	.46	1.57	.83	.19	1.20	2.96	.28	.00	1.67	.09	.00	3.89		
CAMENCA (SĂNĂȚAUCĂ)																										
Sănătăuca	2300	1787	1737	2.99	37.82	8.64	5.01	34.72	1.04	3.51	.63	.06	.29	.35	.63	.23	1.21	.29	.00	.06	.12	.40	.00	2.01		
Bursuc	316	295	265	3.02	27.17	36.60	1.51	12.83	1.13	1.51	3.77	1.13	2.64	.75	.38	.00	.75	.38	.75	.00	1.13	.38	.00	4.15		
Cerlina	850	673	634	29.50	25.39	9.94	5.99	11.04	.79	2.37	3.79	.95	.63	.47	4.42	.16	.95	.16	.95	.00	.32	.79	.00	1.42		
Cuhureștii de Jos	1379	995	603	5.80	50.08	2.82	1.66	2.16	21.39	1.16	3.15	.83	.17	.50	1.66	.50	.50	.17	.00	.00	.33	.50	.33	6.30		
Cuhureștii de Sus	1109	963	936	22.65	16.56	13.68	4.17	6.73	22.12	5.24	1.60	.75	.32	.21	.85	.75	.21	.21	.00	.00	.53	.32	.21	2.88		
Cunicea	3018	2194	2135	18.64	.70	14.66	.52	.84	5.29	.23	19.58	.00	1.03	.09	.09	.00	34.85	.05	.00	.00	1.12	.00	.09	2.20		
Făgădău	57	66	66	30.30	4.55	.00	.00	59.09	3.03	3.03	.00	.00	.00	.00	.00	.00	.00	.00	.00	.00	.00	.00	.00	.00		
Japca	999	820	775	7.35	25.03	51.23	1.29	.90	1.03	1.94	.65	1.29	2.19	.26	3.61	.26	.13	.13	.52	.00	.26	.00	.00	1.94		
Năpadova	716	668	644	9.47	15.22	11.80	5.59	46.12	.47	1.86	.62	.93	1.09	.00	.00	.00	3.73	.31	.16	.16	.00	1.40	.31	.78		
Nimereuca	1673	1367	1295	17.76	31.58	16.06	3.01	19.31	1.47	1.31	1.16	2.01	.69	.23	1.93	.23	.08	.46	.15	.08	.31	.31	.08	1.78		
Octeabriscoie	165	162	161	70.81	3.11	1.24	.00	19.25	.00	.00	.00	.62	.62	.00	.00	.00	.00	.62	.00	.00	.62	.62	.62	1.86		
Târgul-Vertiujeni	795	696	676	21.01	31.80	6.95	4.88	21.89	1.48	.59	3.55	2.51	1.33	.00	1.33	.00	1.04	.00	.00	.00	.44	.00	.00	1.18		
Termeleuți	935	787	754	14.06	53.85	2.25	4.77	4.77	1.06	.93	2.79	.93	.27	.00	7.16	.66	.53	.66	.27	.00	.53	.40	.53	3.58		

Locality name	Registered voters	Participating registered voters	Valid votes cast	PC	DC	FDPM	PDF	DAP	FCA	ADF	PESJ	SDP	SU	SSD	Plugaru Anatol	Boicenco Valeriu	PS	PR	CDU	Cainici Iulius	Frecăujan Grigore	UPL	Rența Valeriu	Other indep. candidates	
Țipordei	339	307	295	4.41	36.61	12.54	.68	11.53	18.98	2.03	1.69	1.02	.68	.34	.34	.00	.00	.00	.00	.00	.68	.34	.00	8.14	
Unchitești	702	620	595	49.41	8.24	13.78	3.53	7.73	6.22	3.87	.67	.00	.67	.17	.00	.34	.17	.00	.17	.17	.34	.67	.17	3.70	
Văscăuți	619	617	610	10.49	10.33	2.30	2.79	67.38	.33	.66	.16	1.80	.00	.66	.49	.49	.00	.16	.00	.00	.16	.49	.00	1.31	
Vertiujeni	1215	1118	1042	38.39	20.15	3.07	1.73	24.38	.86	.96	4.03	1.44	.29	.10	.10	.00	1.34	.10	.00	.00	.29	.77	.10	1.92	
Zăluțeni	688	560	516	31.20	15.12	2.71	5.43	35.27	1.74	1.74	.58	.19	.58	1.16	.58	.19	.97	.00	.19	.00	.58	.78	.00	.97	
CANTEMIR																									
Cantemir	2654	2129	2089	21.78	17.42	33.60	4.45	6.94	2.97	.81	.67	.77	1.20	2.63	.86	.67	2.92	.29	.34	.00	.00	.10	.62	.96	
Acui	323	290	285	18.25	10.18	24.21	5.26	25.96	7.72	.00	2.11	.00	1.75	1.40	.00	.35	.35	.00	.35	.00	.00	.35	.00	1.75	
Antonești	704	598	571	22.07	16.29	46.76	2.98	4.20	.70	.18	.88	.35	.70	.88	.18	1.23	.53	.00	.00	.00	.00	.53	.00	1.58	
Baimaclia	1595	1363	1319	20.24	9.63	22.82	13.04	21.30	5.99	.53	.38	.15	.61	.91	.45	1.44	.15	.15	.00	.00	.23	.23	.08	1.67	
Bobocica	178	152	143	11.19	60.84	15.38	4.20	6.99	.00	.00	.70	.00	.70	.00	.00	.00	.00	.00	.00	.00	.00	.00	.00	.00	
Cania	1660	1340	1310	14.50	38.09	21.76	4.73	11.53	.99	.69	.84	.38	.76	.99	1.22	.69	.38	.31	.46	.00	.08	.08	.15	1.37	
Capaclia	1243	1100	1064	11.56	46.71	11.94	5.26	7.80	.56	1.32	4.98	.28	.28	.28	.75	2.44	.56	.19	.28	.00	1.03	.19	.00	3.57	
Câietu	545	464	449	5.12	31.18	1.78	.22	52.56	.00	1.11	.67	1.56	.22	.67	2.45	.22	.45	.00	.00	.00	.00	.45	.00	1.34	
Cârpești	1404	1245	1232	5.03	40.26	10.47	36.36	2.03	.49	.24	.49	.08	.08	.81	.65	.65	.08	.41	.08	.00	.16	.24	.24	1.14	
Câșla	464	388	378	49.21	1.59	24.34	.53	19.58	1.06	.00	1.06	.00	1.06	.00	.00	.00	.53	.00	.00	.00	.53	.00	.00	.53	
Chiolțosu	714	658	648	8.02	26.70	26.39	.93	2.01	.77	.15	30.56	.15	.31	1.23	.31	.00	.31	.00	.00	.00	1.08	.00	.00	1.08	
Chioselia	889	753	701	17.26	35.09	7.85	16.26	13.27	.57	.14	.29	.00	.71	.71	.43	3.42	.14	.43	.14	.00	.29	.43	.14	2.43	
Ciobalaccia	596	563	554	6.50	37.91	40.07	1.62	1.62	.36	.72	1.81	.36	2.17	2.35	.36	1.62	.54	.18	.00	.00	.18	.18	.00	1.44	
Cociulia	2172	1797	1735	15.85	31.24	22.54	7.26	2.88	1.15	.58	10.61	.58	.69	.46	1.27	.86	.46	.12	.12	.00	1.10	.40	.00	1.84	
Constantinești	253	220	206	26.21	5.83	5.83	4.85	2.43	1.46	.49	34.95	.97	.00	.00	1.46	.49	2.43	.49	.97	.00	8.25	.00	.00	2.91	

Locality name	Registered voters	Participating registered voters	Valid votes cast	PC	DC	FDPM	PDF	DAP	FCA	ADF	PESJ	SDP	SU	SSD	Plugaru Anatol	Bolcenco Valeriu	PS	PR	CDU	Calinici Iulius	Frecăţuan Grigore	UPL	Renita Valeriu	Other indep. candidates
Coştangalia	658	562	531	50.47	14.31	10.36	8.85	6.97	.75	.56	2.26	.75	.00	1.88	.38	.38	.38	.38	.00	.00	.19	.19	.00	.94
Crăciun	174	157	150	1.33	50.67	2.00	2.00	36.00	.00	.67	1.33	.00	.67	.00	.00	1.33	.00	.00	.00	.00	.00	3.33	.00	.67
Dimitrova	271	242	232	17.24	12.07	2.16	.43	62.50	.43	.00	.43	.00	.86	.00	1.72	.00	.00	.43	.00	.00	.00	.86	.00	.86
Doina	994	723	711	53.31	7.88	17.16	.56	8.72	3.80	.42	4.64	.14	1.13	.70	.14	.14	.14	.14	.00	.00	.28	.28	.00	.42
Enichioi	710	621	594	44.28	12.96	10.94	8.59	13.97	.17	1.52	3.03	.34	.84	.67	.17	.84	.34	.00	.17	.17	.00	.00	.00	1.01
Flocoasa	427	388	379	21.11	21.37	43.01	1.85	.53	.00	.00	3.96	.53	1.85	1.32	.26	1.06	.00	.26	.00	.00	.00	.26	.26	2.37
Goteşti	2620	1978	1931	12.79	22.89	18.23	7.04	14.45	1.24	.93	13.67	.88	.52	.41	.31	.10	.67	.98	.16	.00	1.97	.41	.05	2.28
Haragăş	571	509	498	26.31	17.27	30.12	4.42	1.81	.80	.20	9.44	.20	1.20	1.61	.40	.20	.80	.20	.00	.00	3.21	.00	.40	1.41
Hănăseni	1058	907	870	13.22	15.40	20.00	5.86	33.56	.11	.34	2.87	.69	1.26	.80	.92	1.03	.23	.46	.11	.00	.11	1.38	.23	1.38
Hârtop	331	320	305	39.67	13.11	33.11	.33	3.93	.00	.00	3.61	.98	.66	2.30	.00	.00	1.31	.00	.00	.00	.00	.00	.00	.98
Iepureni	605	498	479	12.32	35.28	22.96	1.88	21.71	.42	.42	.42	.00	1.25	.00	1.04	.42	.42	.00	.00	.00	.00	.63	.42	.42
Lărguţa	1721	1455	1390	20.00	7.12	58.85	3.74	4.03	.36	.29	1.08	.14	1.22	.72	.29	.65	.36	.14	.07	.00	.43	.07	.00	.43
Leca	348	281	269	13.75	36.80	26.77	4.46	2.60	.37	.00	4.46	.37	1.86	.00	.00	1.12	1.49	.37	.00	.00	1.86	.00	.74	2.97
Lingura	648	608	596	1.85	28.19	3.02	1.85	58.05	.17	.50	.17	1.85	.17	.50	.00	.34	.00	.50	.00	.00	.00	.67	.00	2.18
Pleşeni	719	638	624	13.46	9.29	42.79	1.28	23.88	.32	.00	2.56	.16	2.08	1.12	1.28	.32	.16	.00	.00	.00	.16	.48	.00	.64
Plopi	555	421	413	30.99	8.72	40.68	.00	2.91	1.21	.73	.48	.24	.73	7.75	.73	.24	.48	.00	.00	.00	.24	.48	.00	3.39
Porumbestli	1056	753	725	25.38	9.24	34.34	6.48	8.00	1.10	.41	2.48	.83	2.76	.97	.55	3.17	.69	.00	.14	.00	.28	.55	.00	2.62
Rumeanţev	326	275	267	44.19	13.48	13.11	4.87	4.12	4.87	.75	3.00	.00	1.12	.37	.37	1.12	7.49	.00	.37	.00	.00	.00	.00	.75
Sadac	1314	870	855	4.21	55.67	4.68	1.87	23.04	.47	1.05	1.52	1.17	.82	.58	.82	.82	.00	.35	.12	.00	.12	.35	.00	2.34
Stoianovca	998	854	833	53.78	.60	21.13	.72	17.77	1.08	.12	.00	.00	.84	.36	.12	.84	1.68	.12	.00	.00	.12	.48	.00	.24
Suhat	199	180	174	12.07	35.63	31.03	4.60	7.47	.57	.00	1.72	.00	3.45	1.72	.00	.00	.57	.00	.57	.00	.57	.00	.00	.00

Locality name	Registered voters	Participating registered voters	Valid votes cast	PC	DC	FDPM	PDF	DAP	FCA	ADF	PESJ	SDP	SU	SSD	Plugaru Anatol	Boicenco Valeriu	PS	PR	CDU	Calinici Iulius	Frecuțan Grigore	UPL	Reniță Valeriu	Other indep. candidates		
Șamalia	721	651	633	4.11	65.24	5.06	12.01	6.16	.16	.79	.79	.47	.16	1.11	.63	.79	.16	.00	.16	.00	.32	.16	.79	.95		
Taraclia (Plopi)	231	207	201	53.73	.50	30.85	.00	1.00	.00	.50	.00	.00	2.99	3.98	.00	5.97	.00	.00	.00	.00	.00	.00	.00	.50		
Taraclia (Sadâc)	143	116	116	23.28	12.07	14.66	.00	27.59	.00	.86	17.24	.00	.00	.86	.00	.00	.00	.00	.00	.00	.00	1.72	.00	1.72		
Tartaful	1105	878	855	7.37	67.02	9.01	3.04	6.08	.12	.12	.70	.47	.47	.00	.47	.23	.12	.00	.00	.00	.23	.35	.12	4.09		
Toceni	529	458	444	5.86	43.47	17.79	.68	17.12	1.13	1.58	2.70	.68	1.13	.68	.68	.00	1.35	.90	.00	.45	.68	1.35	.23	1.58		
Țărăncuța	468	433	415	22.17	20.48	15.42	7.95	22.41	.24	.72	4.82	.00	1.20	.00	.24	1.69	.48	.00	.00	.00	.00	.48	.00	1.69		
Țiganca	1257	1009	987	7.90	29.79	48.13	2.13	1.72	.61	.91	3.85	.51	.41	.10	.51	1.01	.71	.10	.00	.00	.30	.00	.10	1.22		
Țolca	192	167	165	24.24	29.09	20.61	11.52	8.48	.61	.00	.61	.61	1.21	.00	.00	1.82	.00	.61	.00	.00	.00	.61	.00	.00		
Vâlcele	233	222	210	68.10	3.81	2.86	2.38	12.38	1.90	.00	.48	.95	.48	1.43	.48	.95	.00	.00	.00	.00	.00	.48	.48	2.86		
Victorovca	874	815	789	26.87	5.58	53.74	.63	1.52	.51	.25	.51	.51	2.03	2.28	.13	.89	.00	.13	.00	.00	.13	.25	.13	3.93		
Vișnioanca	1001	862	843	30.84	14.00	23.01	6.05	8.19	2.02	.36	3.91	.83	1.54	.36	.71	3.44	.47	.00	.00	.00	1.30	.12	.12	2.73		
CĂINARI																										
Căinari	2959	1962	1895	12.45	4.17	54.88	7.44	.58	4.06	3.43	1.00	1.79	1.85	1.95	.53	1.53	.11	.79	.16	.00	.37	.05	.84	2.01		
Baimaclia	1244	910	858	29.72	7.58	6.18	19.81	.23	1.52	2.68	.12	.58	.70	.47	3.26	3.50	.35	.70	18.53	.00	.00	.00	.35	3.73		
Batâr	1597	1177	1165	5.32	29.96	33.22	8.41	.26	5.49	2.49	.69	1.37	.69	4.21	.43	4.21	.17	.00	.43	.00	.09	.00	.17	2.40		
Baurci	322	260	256	70.70	3.91	7.42	1.56	1.95	1.17	.00	.00	2.34	.39	5.08	.00	2.34	.39	.39	.39	.00	.39	.39	.00	1.17		
Cărbuna	1231	824	779	31.45	12.07	28.50	6.55	.77	1.93	1.67	1.16	3.21	1.41	4.75	.51	1.67	.64	.64	.13	.00	.39	.26	.00	2.31		
Cărnățenii Noi	842	721	699	6.87	8.73	16.17	36.05	.72	11.16	5.01	1.72	2.00	1.00	3.00	.57	1.86	.14	.29	1.29	.00	.29	.29	.14	2.72		
Chircăeștii Noi	715	530	517	37.33	18.96	13.93	9.86	5.22	4.45	1.16	1.55	.97	.77	.77	.39	1.74	.00	.97	.19	.00	.00	.39	.19	1.16		
Cigârteni	1328	1142	1108	6.23	11.91	44.40	11.01	.63	1.17	2.17	3.79	7.13	2.98	1.17	1.90	1.26	.63	.99	.09	.00	.90	.00	.00	1.62		
Ciuflești	821	715	685	16.79	14.74	13.28	26.57	1.61	2.63	3.21	2.63	1.31	2.34	1.46	.73	5.26	.58	1.75	.29	.00	.29	.58	.44	3.50		

Locality name	Registered voters	Participating registered voters	Valid votes cast	PC	DC	FDPM	PDF	DAP	FCA	ADF	PESJ	SDP	SU	SSD	Plugaru Anatol	Bolcenco Valeriu	PS	PR	CDU	Calinici Iulius	Frecăuțan Grigore	UPL	Reniță Valeriu	Other indep. candidates		
Codreni	436	347	342	15.50	8.77	22.22	15.79	.88	5.56	.00	6.14	13.16	.29	3.80	2.05	1.46	1.17	.00	.29	.58	.00	.00	.00	2.34		
Constantinovca	493	486	478	63.60	.84	13.18	.63	1.67	6.07	.84	.42	.00	.84	5.86	.00	1.05	3.56	.00	.21	.00	.21	.00	.00	1.05		
Coșcălia	1443	1133	1084	32.84	10.42	11.16	9.04	1.11	3.41	18.91	1.01	1.66	.28	.46	1.85	3.69	.09	.00	.28	.00	.18	.18	.00	3.41		
Gangura	1355	983	947	49.31	8.24	19.43	4.44	2.32	6.86	.32	2.22	.32	.32	.53	.53	1.16	.32	.42	.00	.00	.53	.32	.42	2.01		
Larga	245	240	234	88.46	.85	2.99	.00	.00	4.70	.00	.00	1.28	.85	.00	.00	.00	.43	.00	.00	.00	.00	.43	.00	.00		
Mileștii Noi	269	199	191	21.47	16.75	10.47	16.75	2.62	3.66	4.71	2.62	.00	.00	.52	.52	8.38	.52	.52	.00	.00	.52	.00	.52	9.42		
Misovca	365	316	305	56.72	5.57	25.90	1.97	.66	4.26	.66	.33	.66	1.64	.98	.00	.00	.00	.00	.00	.00	.00	.00	.00	.66		
Nicolaevca	110	94	90	76.67	5.56	4.44	1.11	3.33	2.22	.00	1.11	.00	.00	.00	1.11	1.11	.00	1.11	.00	.00	.00	1.11	.00	1.11		
Ochiul Roș	378	252	241	71.37	1.24	2.07	2.49	.83	1.24	.00	.41	3.32	.00	1.24	.00	.41	.00	.00	1.66	.00	.00	.00	.00	13.69		
Pervomaisc	518	406	390	55.13	3.33	14.36	3.33	1.79	5.13	5.64	.00	.77	2.05	2.56	.00	2.05	.26	.26	.00	.00	.00	.26	1.03	2.05		
Plop	359	245	238	52.94	8.82	17.65	4.20	1.26	2.94	2.52	1.26	.42	.42	1.26	.00	1.68	.84	.00	.00	.00	.42	.42	.00	2.94		
Răzeni	4105	2750	2649	19.86	34.09	13.74	7.78	1.25	.87	3.47	2.08	1.40	.42	1.70	1.02	3.47	.68	5.21	.49	.11	.38	.26	.04	1.70		
Salcuța Nouă	170	149	144	8.33	13.89	21.53	29.17	.00	13.19	1.39	.00	.00	1.39	4.86	.00	.69	.00	.00	.69	.00	.00	.00	.00	.00	4.86	
Surchiceni	317	304	291	21.99	5.15	31.96	6.19	3.09	3.09	.34	1.37	12.37	1.37	.00	1.37	2.06	.69	.69	3.44	.00	.00	1.03	.00	3.78		
Taraclia	2970	1879	1800	19.61	8.56	19.61	23.61	1.44	6.72	3.67	.72	3.83	.50	1.11	1.22	3.06	.44	1.39	.67	.00	.22	.28	.11	3.22		
Vărătic	621	384	376	26.60	11.17	21.81	14.89	2.66	1.06	1.60	4.52	3.72	1.33	.80	2.13	3.72	.27	.00	.00	.00	1.06	.00	.00	2.66		
Zlôj	180	165	158	15.19	1.27	56.96	3.16	.00	15.82	1.27	3.16	1.90	.00	.00	.63	.63	.00	.00	.00	.00	.00	.00	.00	.00		
Zolotievca	391	315	310	83.55	.97	6.77	.65	.97	2.58	.00	.32	.32	.65	.65	.32	.65	.32	.00	.00	.00	.00	.00	1.29	.00		
CĂLĂRAȘI																										
Călărași	9685	7356	7138	27.89	16.08	25.46	9.40	2.66	3.89	1.53	1.64	2.83	.97	1.51	1.74	.60	.25	.62	.35	.00	.11	.21	.10	2.16		
Bahmut	1487	963	921	23.34	14.22	21.17	7.60	6.19	1.30	.87	2.93	6.73	.87	1.95	.76	7.82	.22	.00	.11	.22	.33	.54	.33	2.50		

Locality name	Registered voters	Participating registered voters	Valid votes cast	PC	DC	FDPM	PDF	DAP	FCA	ADF	PESJ	SDP	SU	SSD	Plugaru Anatol	Boicenco Valeriu	PS	PR	CDU	Calinici Iulius	Frecăuțan Grigore	UPL	Renija Valeriu	Other indep. candidates
Bahu	367	325	310	6.13	40.00	11.61	19.68	2.58	.32	4.52	2.26	.32	1.29	4.84	1.61	.00	.65	.65	.00	.00	.65	.00	.00	2.90
Bravicea	2247	1532	1462	19.84	19.97	26.68	6.98	6.02	1.30	1.50	2.94	2.74	.82	1.03	3.90	1.16	.41	1.16	.68	.00	.21	.21	.07	2.39
Buda	687	448	423	13.48	30.50	19.86	14.89	4.26	.24	6.86	1.89	.95	1.65	.47	.71	.24	.24	.71	.00	.00	.71	.00	.00	2.36
Căbăești	732	511	480	23.75	15.00	5.42	22.92	15.42	1.67	1.25	3.96	2.08	.42	.00	1.04	.00	1.04	1.46	.00	.00	.63	.21	.00	3.75
Dereneu	1137	872	840	18.81	45.60	8.21	2.38	2.62	2.38	1.19	5.12	2.14	.48	2.26	1.07	1.67	.60	1.67	.36	.00	.36	.24	.24	2.62
Frumoasa	400	327	316	6.96	6.96	12.66	3.16	3.48	2.22	.00	56.65	.00	.00	1.27	.00	.00	.63	.32	.00	.00	3.16	.00	.00	2.53
Hârbovăț	544	461	431	22.04	15.78	18.10	2.32	8.35	1.39	2.32	14.15	2.32	.70	.93	2.55	.93	1.16	.70	1.16	.00	1.39	.00	.00	3.71
Hârjauca	622	521	496	52.42	1.21	18.95	5.04	7.26	1.41	1.01	2.22	.81	3.23	2.22	.81	1.81	.40	.00	.20	.00	.00	.40	.00	.60
Hirova	1182	861	841	23.66	11.65	39.24	5.23	2.02	2.02	1.55	2.14	2.73	2.26	1.90	1.31	1.07	.12	.48	.24	.00	.12	.12	.12	2.02
Hoginești	1286	984	943	19.83	16.65	18.45	11.24	6.26	2.44	2.12	11.45	1.48	.74	.21	.95	1.91	1.48	.42	.21	.00	1.27	.11	.21	2.55
Horodiște	1910	1367	1304	13.11	11.81	41.18	6.67	3.53	.61	2.99	2.15	9.74	1.53	.23	1.38	1.00	.31	.54	.08	.00	.23	.08	.15	2.68
Leordoiaia	248	207	204	15.20	11.76	23.53	19.61	4.41	2.45	1.96	.49	10.78	2.94	2.45	.98	.98	1.47	.49	.00	.00	.00	.00	.00	.49
Mândra	619	489	476	73.53	1.05	13.45	.21	5.25	1.68	.21	.42	.00	1.05	.21	.84	.63	.00	.21	.21	.00	.42	.00	.00	.63
Meleșeni	1074	771	737	10.04	9.09	31.21	12.48	11.13	1.22	2.71	5.16	1.76	.81	2.31	1.22	1.22	.81	2.31	.41	.00	1.63	.68	.14	3.66
Nișcani	1268	1000	961	10.51	14.46	33.61	11.24	4.99	2.39	1.98	3.12	1.04	1.35	5.41	1.66	1.04	.73	1.66	.42	.00	.42	.21	.42	3.33
Novac	556	503	485	26.19	7.84	39.38	9.28	2.89	2.68	.62	.82	.21	2.06	.82	3.71	.62	.21	.41	.21	.00	.41	.00	.00	1.65
Onișcani	1051	794	766	8.22	27.28	14.88	7.70	7.31	.91	2.22	3.79	9.27	.13	3.66	1.96	3.39	.26	.26	.91	.00	.39	.13	.00	7.31
Palanca	699	559	545	68.62	.92	11.01	.55	7.16	4.22	.00	1.47	.37	1.28	.55	.00	1.28	.18	.00	.00	.00	.73	.18	.00	1.47
Parcani	274	211	209	27.75	.96	17.22	.00	.48	1.44	.48	31.10	1.44	.00	14.83	.00	.00	1.44	.00	.48	.00	1.44	.00	.00	.96
Păulești	815	602	571	16.64	10.51	23.82	4.55	9.63	7.18	2.98	9.63	3.85	1.58	1.58	1.05	1.05	1.05	.88	.18	.00	.70	.70	.18	2.28
Pârjolteni	1307	979	936	8.87	12.29	47.65	7.16	4.70	.96	9.40	.75	.43	1.18	.21	1.60	1.39	.00	1.07	.00	.00	.00	.43	.00	1.92

Locality name	Registered voters	Participating registered voters	Valid votes cast	PC	DC	FDPM	PDF	DAP	FCA	ADF	PESJ	SDP	SU	SSD	Plugaru Anatol	Bolcenco Valeriu	PS	PR	CDU	Calinici Iulius	Frecăujan Grigore	UPL	Rența Valeriu	Other indep. candidates
Peticeni	775	662	640	21.88	11.41	20.00	29.06	3.44	.63	1.72	2.81	1.09	.94	.31	.78	.47	1.09	.47	.00	.00	.31	.78	.00	2.81
Pitușca	2285	1596	1480	20.00	28.72	22.16	5.68	6.82	1.15	1.55	2.30	2.03	.95	1.08	1.69	.20	.27	1.35	.27	.07	.34	.74	.07	2.57
Rassvet	251	170	169	24.26	11.24	44.97	2.96	3.55	4.14	1.18	.59	.59	2.37	1.78	.00	.00	.00	.00	.00	.00	.00	.00	.00	2.37
Răciula	1469	1060	1010	6.53	23.86	16.63	11.68	4.26	1.68	2.38	16.34	3.96	.69	3.17	1.98	.69	1.29	.99	.20	.00	1.29	.30	.30	1.78
Rădeni	1111	759	717	14.92	38.77	11.58	7.25	7.95	3.49	1.81	4.04	2.51	1.12	.42	.56	1.67	.42	.70	.00	.00	.00	.70	.00	2.09
Sadova	1970	1559	1518	10.61	15.55	28.00	22.27	2.31	2.11	5.53	.66	2.24	1.65	.53	3.69	.40	.33	1.25	.59	.00	.13	.26	.00	1.91
Săseni	1189	970	929	20.24	27.34	10.44	5.92	18.19	.11	2.69	1.18	2.15	.65	.43	5.27	.75	.11	.75	.22	.00	.43	.00	.11	3.01
Seliștea Nouă	1012	660	617	29.82	20.58	20.26	8.10	1.30	3.24	3.73	4.38	1.78	.81	.97	.81	.00	.65	.81	.00	.16	.81	.49	.16	1.13
Sipoteni	4709	2782	2653	12.48	18.13	38.67	9.27	3.62	1.02	1.81	1.21	3.24	.98	.60	3.62	1.02	.34	.49	.23	.11	.30	.23	.08	2.56
Temeleuți	983	751	716	5.31	27.65	24.44	14.39	10.89	.98	.98	.14	2.51	.70	1.68	.42	4.61	.00	.98	.28	.28	.28	.42	.00	3.07
Tuzara	509	357	331	22.05	20.85	32.02	4.83	1.21	1.21	3.02	3.93	1.21	1.21	1.81	.91	.00	2.11	.00	.00	.00	.91	.60	.00	2.11
Țibirica	1679	1264	1175	23.15	19.91	21.62	6.13	6.38	.51	1.19	5.62	1.02	.94	1.53	1.70	2.21	.77	1.45	.60	.09	1.28	.26	.34	3.32
Vălcineț	3027	2106	2008	4.93	24.00	9.76	16.38	5.18	.85	6.77	1.64	2.69	.60	.50	.70	.85	.30	.35	.20	.00	.35	.25	.25	23.46
Vărzăreștii Noi	922	608	576	13.19	43.92	18.06	5.21	2.60	1.22	1.22	1.04	2.60	1.22	.00	2.95	.69	.52	.35	.35	.00	.00	.00	.17	4.69
CĂUȘENI																								
Căușeni	7949	8435	8062	25.85	21.66	21.74	7.60	.73	3.55	4.58	1.76	1.94	.81	.67	.65	1.64	.32	.94	.96	.04	.27	.10	.07	4.13
Baccealia	1208	1003	978	20.35	34.97	12.27	6.95	.61	1.23	1.53	2.25	2.45	.61	1.02	1.43	4.60	.41	.51	6.54	.00	.10	.10	.00	2.04
Cărnățeni	1685	1384	1343	23.98	17.35	19.43	12.21	.52	.97	8.71	1.71	.60	.45	.67	1.04	4.62	.30	.45	.97	.15	.89	.22	.00	4.77
Chircăiești	2484	2098	1877	6.45	65.10	9.27	3.89	.59	1.44	4.85	.85	.59	.64	.43	.75	1.76	.11	.05	.53	.00	.43	.11	.00	2.18
Copanca	3677	2057	1936	28.56	12.14	17.36	1.65	2.17	.88	2.38	9.66	.41	4.96	.31	.62	.05	.98	.21	1.34	.00	1.55	.31	.10	14.36
Fărlădeni	3349	2135	2054	16.85	48.25	9.35	6.13	1.12	1.90	1.85	2.00	3.07	.44	.88	.93	2.58	.39	.54	.97	.00	.29	.10	.05	2.34

Locality name	Registered voters	Participating registered voters	Valid votes cast	PC	DC	FDPM	PDF	DAP	FCA	ADF	PESJ	SDP	SU	SSD	Plugaru Anatol	Boicenco Valeriu	PS	PR	CDU	Calinici Iulius	Frecăujan Grigore	UPL	Renița Valeriu	Other indep. candidates	
Fântădenii Noi	229	214	204	10.29	59.80	5.88	11.27	1.96	.00	.49	1.96	.00	1.47	.00	.00	2.45	.00	.49	.00	.00	.00	.00	.00	3.92	
Grigorievca	815	685	677	72.97	1.48	12.70	.00	3.10	1.62	.30	2.51	.89	.89	.00	.44	.59	.30	.00	.89	.00	.00	.00	.00	1.33	
Hagimus	1955	1479	1361	14.99	22.04	25.72	6.69	1.18	3.45	11.09	1.18	.51	1.40	.96	1.03	5.07	.37	.07	.59	.00	.37	.00	.15	3.16	
Marianca de Sus	67	64	62	19.35	51.61	11.29	1.61	.00	6.45	.00	.00	.00	8.06	1.61	.00	.00	.00	.00	.00	.00	.00	.00	.00	.00	
Opaci	2056	1512	1464	7.10	60.25	5.19	7.99	1.50	.55	1.30	2.12	.82	.27	.20	1.09	5.33	.41	1.09	.68	.14	.00	.07	.27	3.62	
Plop-Știubei	922	765	740	16.49	34.05	12.57	4.05	.68	.81	6.62	7.70	.95	.95	.95	.27	8.11	.27	1.08	.41	.00	1.49	.14	.00	2.43	
Săiți	1693	1331	1301	5.53	14.45	64.26	6.61	.69	.23	.61	1.15	.00	.85	.85	.92	1.38	.23	.54	.08	.08	.31	.00	.08	1.15	
Sălcuța	3155	1970	1922	4.99	7.39	4.63	5.10	.57	.31	1.56	4.37	1.30	.10	.42	.42	1.51	.26	1.09	.83	.00	.26	.10	.05	64.72	
Ștefănești	86	80	73	15.07	12.33	43.84	20.55	.00	6.85	.00	.00	.00	.00	.00	.00	.00	.00	.00	.00	.00	.00	.00	.00	1.37	
Tănătari	1942	1457	1418	7.05	48.59	14.25	13.26	.71	.92	2.96	1.41	1.83	.14	.92	.85	2.40	.14	.49	.28	.14	.14	.07	.07	3.39	
Tănătarii Noi	368	350	337	16.91	32.64	19.88	7.72	.89	3.56	.30	5.64	1.48	.89	.30	1.19	4.15	.30	.30	.00	.00	.00	.00	.00	3.86	
Tocuz	2730	2069	1995	7.62	43.71	10.18	7.82	1.65	7.87	2.16	4.46	.90	.35	1.25	1.10	5.71	.40	.65	.90	.05	.45	.05	.10	2.61	
Tricolici	57	57	57	56.14	5.26	29.82	1.75	1.75	.00	.00	.00	.00	1.75	.00	.00	.00	.00	.00	.00	.00	.00	3.51	.00	.00	
Ucrainca	1274	1119	1092	40.11	3.57	28.85	5.95	4.67	1.10	2.56	1.10	.82	.92	.73	.37	4.21	.37	.73	1.10	.18	.37	.46	.27	1.56	
Ursoaia	1852	1205	1162	17.30	25.73	20.48	5.08	1.64	1.29	2.24	1.81	5.77	1.46	.95	1.81	2.24	.43	.69	1.46	.26	.52	.09	.17	8.61	
Zaim	3056	2011	1930	16.94	32.07	20.41	8.65	3.99	1.66	3.11	1.19	.93	.73	.41	1.24	2.23	.10	2.18	.62	.00	.31	.26	.31	2.64	
Zviozdocița	45	44	44	25.00	4.55	70.45	.00	.00	.00	.00	.00	.00	.00	.00	.00	.00	.00	.00	.00	.00	.00	.00	.00	.00	
CIMIȘLIA																									
Cimișlia	7861	6380	6204	32.32	19.99	19.26	9.19	2.22	4.50	1.85	1.18	2.16	.44	2.08	.29	.32	.32	.37	.16	.02	.19	.29	.05	2.80	
Albina	609	499	485	50.72	2.06	36.70	1.03	1.65	.41	1.44	.41	.00	1.65	.62	.00	.41	.00	2.06	.00	.00	.00	.41	.21	.21	
Bogdanovca Nouă	157	151	141	74.47	2.84	4.26	2.13	5.67	1.42	.00	.71	1.42	.00	3.55	.00	.00	.71	.00	.00	.00	.71	1.42	.00	.71	

Locality name	Registered voters	Participating registered voters	Valid votes cast	PC	DC	FDPM	PDF	DAP	FCA	ADF	PESJ	SDP	SU	SSD	Plugaru Anetol	Bolenco Valeriu	PS	PR	CDU	Galincul Iulius	Fecăujan Grigore	UPL	Renilă Valeriu	Other indep. candidates
Bogdanovca Veche	933	660	625	66.56	1.60	13.60	.32	7.52	3.68	.00	.80	.64	1.76	.96	.00	.32	.48	.16	.16	.16	.00	.32	.00	1.12
Cenac	1251	1031	988	19.43	29.15	19.03	11.44	.61	13.32	2.23	.51	2.53	.20	1.11	.30	1.11	.40	5.77	.10	.10	.51	.10	.30	3.85
Ciucur-Mingir	1231	939	887	19.05	19.28	11.50	18.83	13.53	4.51	1.58	.79	2.93	.23	.79	.45	.11	.45	.45	.23	.00	.68	.34	.00	4.28
Costangalia	461	415	401	33.92	9.73	33.92	5.49	1.75	3.24	.50	.50	2.24	.50	3.24	1.50	.00	.25	.25	.00	.00	.00	.75	.00	2.24
Dimitrovca	210	192	182	56.59	4.40	7.14	11.54	6.04	4.95	.55	1.10	.55	1.10	.55	.00	1.65	1.10	.00	.00	.00	1.65	.55	.00	.55
Ecaterinovca	648	576	567	33.16	6.17	48.15	1.76	1.76	1.76	.88	.35	1.06	1.41	1.76	.00	.00	.18	.35	.18	.00	.53	.00	.00	2.12
Fetia	290	240	227	22.91	10.13	31.28	3.52	.88	.44	5.73	4.41	.88	4.41	.88	2.20	2.20	.00	.00	.44	.00	3.96	.88	.44	2.64
Gradiste	1282	1042	989	22.14	11.32	37.01	10.11	2.33	3.13	2.02	1.11	2.93	.51	3.34	.10	.00	.51	.40	.20	.10	.10	.20	.10	2.33
Gura Galbenei	3261	2284	2192	30.29	14.14	32.85	5.38	1.51	1.05	2.19	2.05	1.23	.96	1.14	1.23	1.64	.41	.78	.18	.00	.41	.14	.18	2.24
Hartop	1266	1044	991	35.12	7.27	26.03	14.73	.81	1.41	1.72	.40	1.51	.81	7.27	.40	.00	.10	.40	.20	.10	.20	.00	.10	1.41
Ialpu	306	281	277	34.66	1.44	49.10	2.89	.00	2.53	.00	.36	2.89	1.08	.00	.72	.00	.00	.00	.00	.36	.00	.36	.00	3.61
Ialpujeni	790	504	479	40.71	7.10	13.15	6.26	1.88	1.25	1.46	1.67	2.30	.00	1.67	.63	6.47	.42	.42	.63	.00	.21	.63	.00	13.15
Iurevca	348	324	320	85.00	2.19	2.81	2.81	5.00	.00	.00	.63	.31	.00	.31	.63	.00	.00	.00	.00	.00	.00	.00	.00	.31
Ivanovca Nouă	496	421	405	4.69	22.72	53.83	4.94	.49	.25	1.23	1.23	3.46	.49	1.98	.74	.99	.25	.25	.00	.00	.25	.00	.25	1.98
Javur	936	806	773	3.49	9.18	28.98	8.80	.65	1.55	33.12	1.68	2.72	.39	.52	.13	.91	1.03	.26	.00	.00	.26	.13	.00	6.21
Lipoveni	851	778	753	33.07	7.84	42.90	1.46	6.37	.53	.53	1.33	.40	1.73	.66	.00	.66	.00	.27	.13	.00	.27	.13	.13	1.59
Marnefeld	358	313	301	14.29	9.30	16.61	20.27	10.30	1.00	.33	1.00	1.66	1.00	5.65	1.66	.66	.33	.33	.00	.00	.00	.33	.66	14.62
Maximeni	352	323	306	63.07	1.63	10.46	.65	13.73	.98	1.31	.98	1.31	1.31	1.31	.00	.00	.98	.65	.00	.33	.00	.33	.00	1.96
Mereni	489	477	472	6.78	13.56	49.15	7.42	.85	.64	5.08	.64	2.33	.21	3.39	.21	.85	.00	.00	.00	.00	.21	.21	.00	8.47
Mihalovca	2070	1702	1640	60.55	11.71	10.49	4.76	2.68	1.77	.12	.49	.37	1.46	.37	.30	.73	.12	.18	.12	.00	.49	.30	.00	2.87
Munteni	320																							.67

Locality name	Registered voters	Participating registered voters	Valid votes cast	PC	DC	FDPM	PDF	DAP	FCA	ADF	PESJ	SDP	SU	SSD	Plugaru Anatol	Boicenco Valeriu	PS	PR	CDU	Calinici Iulius	Frecăujan Grigore	UPL	Renița Valeriu	Other indep. candidates	
Porumbrei	769	618	600	24.17	6.00	16.50	25.33	17.00	1.17	1.00	1.67	.83	.50	1.00	.00	2.50	.17	.00	.00	.00	.33	.83	.00	1.00	
Sagaidac	1556	1249	1190	12.86	20.84	38.99	10.92	4.37	1.68	1.01	.92	.17	.50	3.53	.00	.84	.25	.67	.00	.00	.17	.34	.00	1.93	
Satul Nou	1271	982	942	19.32	22.72	12.10	24.95	3.61	1.06	1.91	1.06	2.12	.42	1.49	1.27	1.59	.85	.96	.53	.00	.32	.21	.21	3.29	
Schinoșica	95	93	89	11.24	3.37	67.42	11.24	.00	.00	1.12	.00	.00	2.25	.00	.00	.00	1.12	.00	.00	.00	.00	.00	.00	2.25	
Selemet	2167	1708	1642	20.52	28.99	21.44	10.90	3.23	1.16	1.10	2.01	1.46	.85	1.64	.73	2.25	.24	.67	.37	.12	.37	.00	.12	1.83	
Suric	556	462	434	6.91	35.25	29.95	13.36	2.07	2.07	1.61	.46	1.38	.46	1.84	.00	.92	.23	.00	.23	.00	.00	.23	.00	3.00	
Topala	573	447	432	21.99	14.35	10.65	17.59	1.16	2.08	12.96	.69	1.62	.00	5.32	.69	1.62	.23	.23	.00	.00	.69	.00	.23	7.87	
Valea Perjei	493	430	418	61.00	11.48	9.81	2.15	6.22	1.67	.96	.96	.24	.48	1.91	.24	.48	.48	.24	.00	.00	.00	.72	.00	.96	
CRIULENI																									
Criuleni	5697	3655	3538	23.74	22.07	18.97	11.31	1.24	3.93	1.47	1.70	4.47	2.52	.93	1.22	1.95	.14	.25	1.89	.03	.17	.11	.23	1.67	
Bălăbănești	1446	979	951	30.91	30.39	12.09	7.78	.95	1.47	1.58	.74	1.05	.74	1.26	1.89	2.63	.32	.53	.42	.00	.53	.21	.11	4.42	
Bălășești	441	400	390	7.44	46.67	8.72	3.85	1.54	.77	1.79	.26	15.90	.26	1.03	1.28	4.87	.51	1.03	.26	.00	.77	.00	.26	2.82	
Bălțața	866	626	602	41.53	13.12	27.41	3.49	.33	2.16	.00	1.99	.17	2.49	.33	.00	.50	.00	.00	5.15	.00	.50	.33	.00	.50	
Boșcana	2176	1568	1497	12.09	39.68	24.58	5.68	2.20	1.34	1.94	3.41	1.80	.47	.33	1.00	1.40	.60	.80	.07	.00	.53	.27	.20	1.60	
Budești	2472	1726	1644	16.00	31.45	15.39	7.91	.67	13.75	1.76	1.52	1.22	.79	.49	1.82	1.46	.12	.79	1.09	.00	.67	.06	.12	2.92	
Cimișeni	1859	1530	1478	10.42	53.86	5.95	6.02	1.35	1.35	.47	7.04	6.90	.20	.74	.95	.61	.34	.61	1.01	.07	.54	.20	.14	1.22	
Corjova	1537	1157	1131	26.35	18.57	21.57	8.66	.71	.97	1.41	1.06	10.34	.71	.80	1.24	.53	.09	.35	1.33	.00	.09	.18	.09	4.95	
Coșernița	908	607	594	22.22	35.02	16.50	3.70	.51	1.52	2.36	7.24	3.54	1.35	.34	1.35	1.01	.67	1.01	.17	.00	.67	.00	.17	.67	
Cruglic	1917	1398	1340	6.87	24.25	47.46	2.31	.60	.30	6.19	1.19	2.99	.30	.75	1.42	2.09	.30	.22	.52	.00	.67	.07	.00	1.49	
Dolinnoe	651	456	439	45.79	5.47	24.60	7.06	.68	1.37	.00	2.51	.00	4.10	.23	.00	7.52	.00	.00	.23	.23	.23	.00	.00	.00	
Drâșliceni	1176	1036	999	4.40	69.17	5.31	7.31	.80	1.30	3.00	.80	1.00	.00	.30	1.00	2.30	.30	.70	.40	.00	.10	.20	.00	1.60	

Locality name	Registered voters	Participating registered voters	Valid votes cast	PC	DC	FDPM	PDF	DAP	FCA	ADF	PESJ	SDP	SU	SSD	Plugaru Anatol	Boiceco Valeriu	PS	PR	CDU	Calinici Iulius	Frecăuțan Grigore	UPL	Renja Valeriu	Other indep. candidates
Dubăsarii Vechi	4331	2734	2629	12.36	12.55	17.57	38.00	1.14	1.64	4.79	1.22	1.75	.72	.57	2.09	1.29	.19	1.14	.38	.00	.15	.04	.11	2.28
Goianul Nou	385	310	300	19.00	23.33	27.33	2.67	.33	7.67	2.33	1.33	.33	5.33	.00	2.33	3.33	1.00	.33	.00	.00	.00	.00	.33	3.00
Hârtopul Mare	1810	1412	1249	2.72	67.73	12.09	.56	.40	.96	5.36	.48	.96	.32	.56	2.40	1.28	.24	.16	1.28	.40	.32	.08	.00	1.68
Hârtopul Mic	944	831	796	4.02	70.48	3.64	5.15	1.38	1.38	1.63	1.88	1.63	.75	.25	2.76	1.38	.38	.75	.13	.00	.75	.00	.25	1.38
Hrușova	1555	1123	1071	11.30	34.27	25.58	5.32	1.77	1.68	1.12	2.80	2.61	.93	1.59	3.55	1.77	.37	.65	.09	.19	.84	.37	.28	2.89
Ișnovăț	1008	700	669	6.13	44.10	18.68	5.83	1.49	.60	1.20	1.05	6.58	.15	2.24	2.09	4.48	.15	.00	1.64	.00	.30	.45	.30	2.54
Izbește	1876	1372	1302	8.14	63.59	6.76	4.53	2.76	.38	1.92	1.15	2.07	.00	.61	1.00	2.69	.23	.46	.61	.00	.31	.08	.08	2.61
Jevreni	915	777	737	5.70	43.42	8.01	6.51	.54	.27	3.26	1.22	23.74	.81	.95	1.22	.95	.68	.68	.41	.00	.00	.00	.00	1.63
Măgdăcești	2811	2221	2121	1.51	71.10	6.79	6.98	.42	2.22	4.67	.80	1.04	.19	.33	.47	1.46	.09	.38	.42	.00	.19	.14	.19	.61
Mălăești	316	234	225	23.56	32.44	16.44	4.89	.44	1.78	3.56	4.00	.00	.00	.89	.89	2.22	.44	.00	3.11	.00	.00	.89	.00	4.44
Mălăieștii Noi	482	319	308	31.49	30.19	10.71	5.19	.00	2.27	3.57	3.90	1.62	.32	2.27	2.27	1.95	.32	.32	.32	.65	.32	.00	.32	1.95
Mășcăuți	2674	1925	1861	5.59	58.36	9.30	6.77	.81	.05	2.36	.64	2.20	.16	.27	2.04	3.60	.05	1.13	.27	.05	.11	.16	.11	5.96
Miclești	852	690	672	9.38	45.24	16.22	18.45	.00	.60	1.04	.74	.30	1.19	.30	1.04	.60	.45	.45	.00	.00	.15	.15	.15	3.57
Ohrincea	629	463	440	7.50	36.14	31.82	7.73	.68	.68	2.27	.45	.45	.45	.91	2.05	3.18	.45	.45	1.36	.00	.68	.68	.00	2.05
Onițcani	1449	1076	1042	16.03	36.85	15.16	14.11	.96	.19	1.63	2.88	3.36	1.15	.29	.86	2.69	.10	.00	.67	.00	.10	.29	.77	1.92
Pașcani	589	367	347	7.49	41.21	25.36	4.90	.86	1.44	1.15	2.59	1.73	.29	4.61	.86	1.73	.58	.58	.00	.00	1.15	.58	.00	2.88
Porumbeni	711	474	465	12.90	42.80	17.63	8.60	.65	3.01	2.80	1.29	3.01	.86	.86	.22	.65	.22	.65	.22	.00	.65	.00	.43	2.58
Ratuș	951	789	739	3.92	61.30	8.66	15.43	1.08	2.30	2.03	.54	.81	.14	.41	.27	.00	.14	.54	.14	.00	.00	.00	.27	2.03
Răculești	705	649	618	10.52	59.22	6.31	5.18	1.13	1.29	.49	2.43	1.78	.00	.16	2.59	1.78	1.29	1.46	.49	.16	1.29	.00	.00	2.43
Râșcova	712	498	452	21.46	34.51	12.83	6.64	1.33	.66	3.98	2.88	3.54	.66	1.99	1.55	.44	1.11	.22	1.11	.22	1.33	.00	.00	3.54
Sagaidac	240	182	176	63.07	3.98	8.52	5.68	.00	.00	.00	1.14	.00	2.27	.00	1.14	2.27	.00	.00	10.23	.00	.00	.57	.00	1.14

Locality name	Registered voters	Participating registered voters	Valid votes cast	PC	DC	FDPM	PDF	DAP	FCA	ADF	PESJ	SDP	SU	SSD	Plugaru Anatol	Boicenco Valeriu	PS	PR	CDU	Calinici Iulius	Frecaujan Grigore	UPL	Renita Valeriu	Other indep. candidates	
Slobozia-Duşca	1665	1326	1288	12.73	22.28	23.21	18.32	.93	1.09	3.26	1.79	3.57	.39	1.09	1.79	4.66	.31	.70	.85	.00	.16	.08	.31	2.48	
Stăuceni	3505	2504	2418	15.59	34.95	21.51	11.08	.66	3.39	1.24	2.44	1.16	1.32	1.70	.41	.41	.45	.45	.29	.04	.08	.21	.12	2.48	
Steţcani	511	407	402	11.69	48.01	28.36	2.74	.25	.50	1.00	1.24	1.00	1.24	.50	.25	.25	.00	.00	.00	.00	.00	.00	.00	2.99	
Vădulenii	342	258	251	23.11	27.89	12.35	9.16	1.99	9.56	.40	1.99	.80	1.20	2.39	2.79	1.59	.40	.00	1.20	.00	.40	.00	1.20	1.59	
Zăicana	1234	926	883	12.23	17.67	37.03	13.02	1.36	1.13	2.38	3.62	1.93	1.25	.45	1.25	2.94	.34	.91	.00	.11	.34	.00	.00	2.04	
DONDUŞENI																									
Donduşeni	9356	4859	4596	40.71	18.02	17.21	6.05	3.20	2.35	1.00	.70	1.15	2.68	2.02	.37	.65	.35	.70	.94	.00	.15	.07	.22	1.48	
Arioneşti	1395	1397	1380	17.46	5.22	46.38	4.35	16.30	.14	.29	1.23	1.16	.65	.29	1.59	1.96	.36	.94	.00	.00	.14	.00	.22	1.30	
Baraboi	2537	1929	1812	15.67	26.93	28.64	11.70	2.15	.33	.61	.83	4.58	.83	.50	1.88	.77	.11	.39	.55	.00	.72	.22	.17	2.43	
Braicău	372	382	369	26.83	24.66	32.52	2.98	3.52	.00	1.36	1.08	.81	.27	1.90	.00	.54	.27	1.36	.00	.00	.54	.81	.00	.54	
Briceni	848	700	663	36.20	20.36	13.73	3.77	.15	.30	.90	.15	11.31	1.06	2.71	4.07	.90	.60	1.66	.45	.00	.30	.15	.60	.60	
Briceva	207	192	185	83.24	1.08	7.03	.00	1.08	1.62	.54	.00	.00	.54	.54	.00	.00	.00	.00	.00	.00	3.78	.54	.00	.00	
Cernoleuca	1783	1247	1212	33.25	25.83	17.41	12.13	2.56	.58	1.98	.17	1.49	.74	.25	.83	.58	.25	.25	.41	.00	.17	.00	.25	.91	
Climăuţi	1064	818	790	41.39	18.61	13.42	5.19	1.14	1.39	1.65	.89	3.67	.25	2.15	1.01	1.90	.63	2.78	.25	.00	.38	.25	.38	2.66	
Codrenii Noi	469	301	285	55.09	3.51	20.35	3.51	1.05	1.40	.00	2.11	3.51	1.05	.35	.70	1.05	1.40	.35	.35	.00	.00	.35	.70	3.16	
Corbu	1329	997	953	26.44	19.94	27.91	7.03	3.57	1.26	1.47	.31	3.99	.10	2.20	1.15	1.89	.21	.42	.21	.00	.63	.00	.10	1.15	
Crîşcăuţi	1126	965	951	8.31	12.51	30.91	26.18	3.47	.84	6.94	1.16	1.16	1.79	.74	.95	.84	.32	.32	.21	.00	.11	.21	.32	2.73	
Donduşeni, village	1347	1029	1012	30.83	29.05	17.19	6.82	1.98	1.58	2.27	1.09	1.38	.59	.49	.69	.79	.69	1.38	.10	.00	.30	.20	.20	2.37	
Elezavetovca	590	498	490	78.78	1.02	14.08	.20	1.84	1.22	.20	2.04	.00	.41	.00	.00	.00	.00	.00	.00	.00	.00	.00	.00	.20	
Fântâniţa	1144	1057	987	27.05	23.20	14.08	11.14	3.34	.91	3.14	2.74	4.86	.81	.51	.91	2.43	.51	.41	.10	.30	.91	.41	.10	2.13	



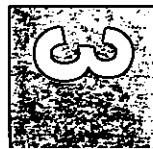
Locality name	Frasin	Horodiște	Maramonovca	Mândac	Mosana	Niorcani	Pivniceni	Pop	Pocrovca	Rediul Mare	Rudii	Scăieni	Slobozia Nouă	Sudarca	Tătărușca Nouă	Tătărușca Veche	Târnova	Teleşeuca	Tăul	Visoca
Registered voters	1160	817	2311	2689	1620	458	453	1220	801	957	876	1690	287	1190	379	533	3221	624	2991	1898
Participating registered voters	718	748	1742	1970	1196	414	436	959	739	814	649	1354	264	995	327	476	2054	529	2037	1708
Valid votes cast	671	715	1690	1885	1154	391	391	916	739	774	621	1280	258	946	319	461	1994	513	1952	1671
PC	28.02	18.18	70.77	20.80	65.68	28.39	25.00	15.72	61.03	34.37	16.26	12.34	32.95	14.38	22.26	25.60	36.66	30.02	13.32	21.48
DC	8.35	19.66	.36	24.19	.69	5.12	24.77	34.50	.68	24.81	14.49	16.48	15.89	27.59	15.05	11.28	11.38	6.63	22.54	10.53
FDPM	33.53	45.45	17.16	22.44	9.36	43.22	24.08	22.05	12.18	20.28	27.54	36.02	41.47	19.56	48.59	41.87	20.76	23.59	16.24	39.08
PDF	6.86	6.99	1.72	12.04	.00	4.35	5.05	9.72	.14	3.75	11.76	15.86	.78	10.36	2.19	2.82	12.74	6.04	13.63	16.28
DAP	3.43	3.64	2.25	3.24	8.32	.26	2.52	1.64	18.40	1.81	13.53	1.88	1.16	12.47	2.19	3.25	1.20	13.06	15.27	3.53
FCA	2.38	.00	.65	1.64	.17	.26	4.6	1.31	.95	.39	.64	.78	1.16	.21	.00	.43	2.41	1.17	1.43	2.63
ADF	.45	.56	.00	1.86	.00	1.79	1.15	1.09	1.4	.26	2.25	1.02	.00	.32	.63	.87	1.55	1.36	1.43	1.08
PESJ	4.02	.56	.30	2.07	.09	3.32	5.28	2.73	.00	1.42	2.58	6.33	.39	4.86	1.25	1.30	2.41	7.02	1.02	.72
SDP	.60	.42	.24	.74	.00	1.79	.46	.76	.54	3.10	2.25	.55	.00	1.27	.94	2.60	2.41	1.56	1.49	1.62
SU	.89	1.68	.74	.74	10.23	1.28	.92	.76	2.03	1.42	1.13	.63	1.55	.11	.94	1.30	1.10	3.12	4.61	.60
SSD	.30	.70	.65	5.09	.52	.77	1.15	2.40	.00	.26	.64	.39	.00	1.06	.63	.87	.85	.00	1.18	.54
Plugaru Anatol	1.34	.42	.06	2.1	.17	.00	.46	.33	.27	.65	.64	.39	.00	2.22	.31	.22	1.05	1.39	1.23	.12
Bolcenco Valeriu	1.64	.14	.06	5.09	.42	2.56	.46	.66	.00	2.07	.48	.47	.00	.53	.94	.87	1.45	.39	.87	.66
PS	.15	1.12	.06	2.1	.00	.00	.00	.66	.54	.52	.48	.16	.78	.00	.31	.00	.50	.39	.31	.00
PR	.30	1.12	.00	.32	2.25	1.02	.69	.66	.00	1.03	.81	4.53	.39	2.43	1.57	1.30	.30	.58	.92	.06
CDU	.75	.14	.00	.69	.78	1.79	.46	1.42	1.35	.65	.32	1.6	.00	.32	.31	.00	1.05	.19	.26	.30
Calinici Iulius	.00	.14	.00	.11	.00	.00	.00	.33	.00	.00	.00	.16	.00	.00	.00	.87	.10	.00	.05	.00
Freacăutan Grigore	1.34	.70	.00	.53	.00	.77	1.38	.55	.14	.39	.64	1.56	.39	.63	.63	.00	.25	.58	.20	.00
UPL	.00	.14	.36	.21	.00	.00	.23	.11	.27	.13	.16	.23	.00	.21	.31	.22	.20	.39	.20	.00
Rență Valeriu	.00	.14	.00	.11	.00	.00	.23	.11	.27	.13	.16	.23	.00	.21	.31	.22	.20	.39	.20	.00
Other Indep. candidates	.15	.28	3.20	1.11	.00	2.30	5.50	2.73	1.35	2.58	3.38	.00	.00	1.27	.94	3.90	2.41	3.12	3.59	.78

Locality name	Registered voters	Participating registered voters	Valid votes cast	PC	DC	FDPM	PDF	DAP	FCA	ADF	PESJ	SDP	SU	SSD	Plugaru Anatol	Bolcenco Valeriu	PS	PR	CDU	Calmici Iulius	Frecăuțan Grigore	UPL	Rența Valeriu	Other indep. candidates
DROCHIA																								
Drochia	11413	9287	8889	41.94	14.98	16.30	5.77	1.68	3.50	2.00	2.11	2.32	.75	1.98	1.00	.39	.21	.17	1.19	.25	.30	.20	.16	2.78
Antoneuca	446	412	397	27.96	20.91	23.93	8.56	1.26	2.02	3.02	1.01	3.53	.50	1.76	1.51	.25	.76	.25	.00	.00	.25	.00	.00	2.52
Baroncea	1305	1023	995	76.38	1.51	5.03	4.32	.80	5.73	.10	1.31	.50	.30	.40	.10	.00	.70	.00	1.11	.00	.00	.30	.00	1.41
Ceapaeuca	230	215	209	79.90	.00	4.78	.48	.00	2.87	.00	2.87	.00	2.87	1.44	.48	.00	.96	.00	2.39	.00	.48	.00	.00	.48
Chetrosu	3977	2726	2593	22.52	24.87	7.75	11.22	2.12	1.85	3.47	2.66	1.04	.19	1.27	1.89	.93	.54	.66	1.35	.00	.42	.04	.00	15.19
Cotova	2117	1778	1717	51.25	6.76	6.12	2.33	.76	4.60	1.11	2.80	.52	.47	.99	.41	.76	.35	.23	1.40	16.48	.17	.17	.12	2.21
Dominteni	1152	1058	1034	8.70	10.35	49.71	5.51	1.93	7.64	1.74	1.06	5.13	1.26	.77	1.35	.58	.19	.10	.68	.00	1.06	.19	.00	2.03
Drochia, village	2284	1933	1884	6.05	3.77	16.56	16.40	.32	.96	.27	.96	.53	.21	.32	.85	.11	.16	.21	.58	43.15	.05	.11	.05	8.39
Gribova	1665	1315	1247	25.74	32.40	10.26	6.82	10.26	4.09	.88	.80	1.36	.32	.56	1.12	.56	.32	.40	.32	.24	.00	.32	.00	3.21
Hăsnășenii Mari	1546	1269	1236	20.79	32.69	7.36	8.50	1.70	1.05	2.75	1.21	.16	.08	.57	1.29	.24	.00	.49	.49	17.88	.00	.00	.00	2.75
Hăsnășenii Noi	803	760	733	53.34	9.14	12.14	12.69	2.46	1.77	.27	3.14	1.09	.55	.82	.14	.00	.00	.00	.00	.00	.27	.14	.00	2.05
Iliciovca	150	142	137	53.28	2.19	16.06	5.11	2.92	.73	8.76	1.46	.00	.00	1.46	2.92	.00	.73	1.46	.00	.00	1.46	.00	.00	1.46
Lazo	363	326	314	60.83	14.01	7.32	3.82	2.55	2.87	.32	.32	.96	.32	1.91	1.27	.00	.00	.32	.32	.00	.32	.00	.00	2.55
Măcăreuca	433	406	386	20.98	43.26	8.03	8.03	.00	2.07	2.33	3.63	1.04	.00	1.04	.26	.52	.00	1.55	1.30	.26	.52	.26	.78	4.15
Miciurin	1016	926	890	63.15	5.84	11.01	1.57	2.58	2.25	.11	9.89	.00	1.01	.34	.00	.11	.34	.00	.00	.00	.56	.34	.00	.90
Moara de Piatră	1186	957	910	40.77	20.22	8.90	7.47	1.87	1.76	.88	2.31	.66	.66	1.43	.33	1.10	.55	.33	.99	5.05	.66	.00	.00	4.07
Nicoreni	2302	1995	1906	33.63	21.14	11.80	11.75	1.52	2.62	3.78	3.62	1.00	.84	.47	1.42	1.26	.68	.26	.52	.00	.63	.05	.16	2.83
Ochiul Alb	2140	1707	1595	21.00	25.14	17.49	6.39	4.26	3.70	1.50	2.38	2.63	.75	1.38	1.94	.56	.56	.56	.44	.06	5.83	.38	.31	2.70
Palanca	349	341	336	58.33	7.74	21.73	1.19	1.19	2.38	.60	1.19	.30	.30	.60	.30	.00	.60	.30	.00	.00	.89	.30	.00	2.08
Pervomaiscoe	710	624	603	83.42	.66	8.46	.66	1.66	1.16	.00	.00	.50	.50	.33	.33	.17	.00	.00	1.33	.00	.00	.33	.00	.50

Locality name	Registered voters	Participating registered voters	Valid votes cast	PC	DC	FDPM	PDF	DAP	FCA	ADF	PESJ	SDP	SU	SSD	Plugaru Anatol	Botcenco Valeriu	PS	PR	CDU	Calinici Iulius	Frecăușan Grigore	UPL	Roniță Valeriu	Other indep. candidates	
Petreni	940	858	842	13.90	35.15	21.62	4.75	7.60	2.97	2.02	.12	2.38	.48	.95	.71	.59	.36	.59	.24	.00	.48	.71	.24	4.16	
Popeștii de Jos	1418	1125	1093	22.69	9.88	17.02	11.89	1.28	.91	.18	3.66	.82	.64	6.68	1.92	.37	.46	.27	.91	16.56	.37	.09	.18	3.20	
Popeștii de Sus	1405	1269	1219	9.52	20.92	13.45	8.45	3.77	.33	1.72	2.46	1.23	.25	1.31	2.13	1.23	.41	.74	.66	26.42	.66	.16	.16	4.02	
Sofia	3729	2726	2620	23.78	27.14	19.62	8.09	.88	8.32	2.25	1.72	.92	.42	.61	.88	.46	.42	.34	1.15	.11	.46	.15	.04	2.25	
Șalviri Noi	283	260	250	41.20	10.00	25.60	3.20	.80	3.60	.80	2.00	.00	.80	6.00	.00	.80	.40	1.20	.80	.00	1.20	.00	.00	1.60	
Șalviri Vechi	300	299	296	75.68	2.36	4.05	2.03	3.04	3.38	2.36	1.69	.68	.34	2.03	.00	.00	.68	.00	.68	.00	.00	.34	.00	.68	
Șuri	2808	1848	1783	43.30	12.96	18.17	7.63	1.96	.95	1.29	1.57	1.40	.28	1.63	1.57	.73	.50	.50	.73	.45	.34	.11	.00	3.93	
Șurii Noi	419	349	339	33.33	14.45	21.53	3.54	3.83	1.18	.59	5.31	3.83	.29	1.18	1.18	.29	.29	.00	6.49	.00	.29	.00	.29	2.06	
Țarigrad	3014	2514	2311	36.00	12.51	20.51	7.40	12.51	3.46	1.13	.95	.22	.65	.91	.39	.78	.09	.00	.56	.00	.30	.17	.00	1.47	
Zgurița	2103	1493	1444	50.28	2.29	33.86	2.08	.62	2.15	.28	.83	2.49	.97	.69	.42	.21	.35	.00	.48	.35	.21	.00	.00	1.45	
DUBĂSARI (COCIERI)																									
Cocieri	2861	2456	2361	6.23	49.05	11.22	1.57	1.91	1.31	4.28	.34	4.36	.64	.80	.89	.80	.47	.13	.17	.00	.00	.68	.21	14.95	
Coșnița	3177	2151	2103	55.35	5.90	27.39	1.05	.57	2.00	.62	.33	1.95	.76	.57	.24	.52	.29	.10	.24	.00	.29	.19	.10	1.57	
Doroțcaia	2121	1912	1900	20.79	2.21	19.58	.37	.63	1.05	.21	3.05	2.32	.53	46.47	.16	.26	.05	.05	.00	.00	.58	.00	.21	1.47	
Holercani	1700	1491	1457	3.91	68.43	8.03	10.09	.96	.34	.34	.14	2.26	.75	.27	1.10	1.37	.27	.27	.07	.00	.00	.21	.14	1.03	
Mărcăuți	487	423	367	21.25	54.50	9.81	3.81	.82	.27	.54	.82	2.18	.82	1.36	.00	1.36	.00	.00	.00	.00	.00	.00	.00	2.45	
Molovata	2151	1680	1580	10.44	20.13	36.96	2.47	1.08	.82	2.72	.13	1.84	.51	.51	3.35	3.29	.13	.44	.32	.00	.06	.19	.06	14.56	
Molovata Nouă	1297	986	928	20.47	17.03	7.97	2.26	1.62	.22	.32	.32	7.97	.54	36.96	.65	.97	.43	.00	.00	.00	.00	.00	.00	2.26	
Oxentea	1655	1468	1409	5.18	74.45	9.30	2.27	.64	.35	.35	.07	1.56	.07	.50	.21	2.56	.28	.35	.00	.00	.00	.21	.00	1.63	
Pârâta	2004	1556	1533	50.29	8.48	28.31	1.24	.72	1.50	.39	.72	2.28	.85	.59	.59	.00	.78	.20	.00	.00	.13	.00	.07	2.87	
Pohrebea	523	413	407	52.58	3.69	32.92	1.97	1.72	.98	.25	.00	1.47	.98	.25	.74	.74	.25	.25	.00	.00	.00	.49	.00	.74	
Ustia	2258	1608	1561	6.85	69.19	11.47	2.05	.58	.38	1.22	.64	3.01	.90	.64	.13	.32	.26	.00	.51	.00	.19	.19	.13	1.35	

Locality name	Registered voters	Participating registered voters	Valid votes cast	PC	DC	FDPM	PDF	DAP	FCA	ADF	PESJ	SDP	SU	SSD	Plugaru Anatol	Bolcenco Valeriu	PS	PR	CDU	Callinici Iulius	Frecaujan Grigore	UPL	Renija Valeriu	Other indep. candidates	
EDINEȚ																									
Edineț	11341	8176	7937	55.83	9.01	12.74	4.98	2.41	3.46	.62	.67	.94	.88	2.41	.30	.20	.47	.30	2.29	.66	.05	.18	.04	1.57	
Alexăndreni	1055	968	940	21.49	21.28	13.94	20.11	1.28	1.91	1.49	2.87	.96	.74	4.15	.11	1.70	.64	.32	.53	.85	1.17	.11	.00	4.36	
Bleşteni	1482	1239	1189	30.19	12.11	23.38	8.58	3.28	1.51	.67	.76	.50	.59	.25	.93	1.26	1.18	.08	1.68	8.16	.50	.25	.00	4.12	
Brătușeni	4984	3063	2980	60.70	.87	15.23	3.72	1.11	3.09	.17	.60	.27	.97	1.48	.20	.30	6.81	.03	.67	.07	.17	.34	.00	3.19	
Brânzeni	2607	2144	2068	25.58	13.25	24.52	10.40	1.93	.19	.68	8.99	4.59	.29	2.27	.48	.77	.53	.19	.58	.19	2.18	.29	.10	1.98	
Burlănești	1441	1055	1023	20.43	7.14	23.17	13.59	4.59	3.71	1.08	15.84	1.96	.20	2.54	.39	.20	.20	.20	.98	.88	.49	.00	.10	2.35	
Chetroșica Nouă	979	722	691	28.94	16.21	14.91	18.67	1.30	3.18	2.32	4.34	.87	.87	.14	.87	1.30	.29	1.01	1.59	.14	.29	.58	.00	2.17	
Chiurt	653	601	556	27.70	14.75	18.88	10.61	6.12	4.14	1.80	1.62	.72	.72	1.62	.90	2.88	.00	.00	3.96	.00	.18	.18	.00	3.24	
Corpaci	902	704	670	47.46	21.64	5.67	4.63	8.51	1.49	.75	3.88	1.34	.30	.00	.45	1.04	.45	.30	.00	.15	.75	.30	.00	.90	
Cuconeștii Noi	1630	1286	1232	64.29	2.44	8.04	3.25	5.28	2.11	.81	1.38	3.25	.81	.81	.08	.41	3.17	.08	.65	.00	.24	.24	.24	2.44	
Cupcini	5975	3749	3614	39.15	7.86	24.96	7.03	1.44	6.86	.69	1.00	.47	.55	1.44	.25	.33	3.35	.17	2.41	.39	.14	.03	.11	1.38	
Fetești	2027	835	814	30.34	4.30	17.69	15.85	13.88	1.47	1.84	2.46	1.72	.98	1.35	.98	1.47	.12	.25	1.35	.12	.61	.86	.00	2.33	
Gășpar	1105	884	852	46.95	8.92	20.89	2.58	2.70	3.29	.82	1.29	.47	.35	4.11	.70	.82	2.35	.35	.47	.00	.70	.12	.00	2.11	
Goleni	1066	1039	1017	28.42	.29	3.34	.49	.79	.59	.88	2.56	.39	.20	60.18	.29	.00	.10	.00	.10	.00	.00	.00	.00	.00	1.38
Gordinești	2236	1295	1232	48.62	7.71	16.88	6.41	.97	2.60	7.14	2.27	.73	.65	.57	.41	.57	.89	.16	.41	.89	.24	.08	.08	1.70	
Hancăuți	783	445	429	18.41	27.04	18.65	14.22	1.40	2.10	.93	7.23	.93	.23	.00	.23	.93	.47	.93	.93	.47	1.40	.23	.23	3.03	
Hincăuți	1418	1090	1046	39.77	14.05	6.41	5.83	3.73	9.18	1.24	8.89	.57	.19	.57	.76	1.24	.19	.00	.10	1.34	.76	.00	.00	5.16	
Hlinaia	1619	1366	1333	51.46	4.28	12.68	5.78	14.03	.83	3.45	1.58	.38	.53	.83	.30	.98	.15	.08	.90	.53	.08	.23	.00	.98	
Lopatnic	1079	811	780	47.69	9.87	16.67	3.59	12.95	.51	2.56	1.67	.90	.90	.38	.13	.38	.13	.00	.26	.00	.51	.00	.00	.90	
Parcova	1909	1559	1505	10.63	17.28	23.85	21.26	1.53	12.76	.80	2.33	.07	.60	1.40	.40	.80	.73	.60	.40	.27	.53	.07	.00	3.72	

Locality name	Registered voters	Participating registered voters	Valid votes cast	PC	DC	FDPIM	PDF	DAP	FCA	ADF	PESJ	SDP	SU	SSD	Plugaru Anatol	Bolcenco Valeriu	PS	PR	CDU	Calinici Iulius	Frecaujan Grigore	UPL	Renita Valeriu	Other indep. candidates
Rotunda	1078	808	778	32.39	10.15	13.88	13.88	.39	1.29	5.66	11.44	.51	.26	1.16	1.29	1.16	.26	.51	1.16	.00	2.44	.39	.13	1.67
Ruseni	1745	1252	1202	21.38	8.82	37.77	5.07	1.58	1.41	.33	4.08	1.33	.25	11.98	.83	.33	.33	.00	.17	.00	.75	.08	.17	3.33
Stolniceni	1059	846	826	71.31	1.82	7.87	.36	.73	2.42	.36	1.69	.48	1.09	3.27	.00	.85	2.42	.24	.61	.00	.24	.12	.12	4.00
Șofrâncani	1704	1210	1173	60.27	4.77	7.76	2.64	10.14	2.22	1.96	.26	.26	.94	3.75	.00	.51	1.28	.00	1.36	.00	.09	.26	.09	1.45
Tâmovă	1442	1063	1035	36.43	5.70	24.25	14.40	.68	.77	.00	1.55	1.06	.68	4.44	.29	1.16	.00	.00	1.16	.00	.10	.00	.00	7.34
Terebna	1228	933	890	32.02	12.02	22.70	6.74	4.38	1.46	1.91	1.12	2.36	.90	.45	.22	1.35	.00	.56	1.57	6.18	.22	.67	.22	2.92
Trinca	2590	2010	1967	56.69	5.49	17.03	2.69	.61	1.02	.92	4.88	.20	.41	4.73	1.02	.46	.25	.10	.76	.46	.15	.05	.00	2.08
Viișoara	1257	1188	1156	20.33	3.98	32.70	7.87	17.13	2.16	.35	8.74	2.42	1.04	.00	.09	1.04	.43	.09	.26	.00	.26	.09	.00	1.04
Zăbriceni	2667	2246	2191	37.70	13.01	9.22	12.32	1.19	6.16	.50	2.19	1.32	.27	6.62	.78	1.37	.27	.55	3.38	.23	.32	.23	.05	2.33
FĂLEȘTI																								
Fălești	10765	8223	8027	43.95	12.12	17.10	6.90	2.99	5.39	.51	.75	1.69	.88	1.08	1.91	.57	.24	.24	.40	.02	.11	.10	.20	2.83
Albinețul Nou	175	164	159	69.18	.00	11.95	.63	.63	.63	.00	3.77	6.92	1.89	1.26	.00	.63	.00	.00	.00	.00	.63	.63	.00	1.26
Albinețul Vechi	1448	1192	1143	37.53	23.36	14.96	6.65	2.27	4.11	.61	3.59	1.40	.61	.79	.96	.61	.52	.17	.09	.00	.35	.35	.09	.96
Beleuș	237	212	208	50.48	.00	37.98	4.33	.00	.96	.00	.48	.96	.48	.00	.48	.96	.96	.48	.00	.00	.48	.48	.00	.48
Bocani	911	868	828	23.31	37.32	3.62	10.87	3.26	7.25	.48	2.17	.97	.48	.36	.24	1.45	.00	.36	.12	.00	.00	.00	.36	7.37
Bocșa	680	542	527	14.04	19.92	27.70	9.11	11.76	2.09	2.47	2.47	1.71	.95	.38	.95	3.42	.19	.57	.38	.00	.00	.00	.00	1.90
Burghilea	481	393	375	23.20	4.27	14.13	34.40	12.27	.80	.53	1.87	2.40	1.33	.00	1.87	.27	.27	.00	1.07	.00	.00	.00	.00	1.33
Catranăc	1698	1306	1258	38.31	3.82	17.17	18.28	2.31	8.11	.32	1.19	3.97	.87	.48	.87	.72	.24	.24	.08	.00	.32	.16	.00	2.54
Călinești	2041	1359	1230	27.07	11.95	29.43	7.24	1.22	2.85	4.39	1.71	2.36	1.30	.33	1.46	2.11	.57	.41	1.14	.08	.16	.00	.16	4.07
Călugăr	1434	1040	996	14.96	5.62	18.78	11.45	32.53	2.51	.30	.90	2.41	.90	1.71	1.81	1.61	.10	.30	.20	.00	.00	1.31	.10	2.51
Chetriș	1064	785	761	10.78	13.14	52.04	1.45	.26	14.59	1.45	.79	1.18	.39	.13	.92	.53	.13	.00	.26	.00	.00	.00	.13	1.84



Locality name	Registered voters	Participating registered voters	Valid votes cast	PC	DC	FDPM	PDF	DAP	FCA	ADF	PESJ	SDP	SU	SSD	Plugaru Anatol	Boicenco Valeriu	PS	PR	CDU	Calinici Iulius	Frecăujan Grigore	UPL	Reșiță Valeriu	Other indep. candidates
Ciolacu Nou	958	824	805	79.13	1.12	5.22	.37	3.35	3.73	.25	.00	1.74	.99	.12	1.37	.50	.25	.00	.00	.00	.00	.37	.00	1.49
Ciolacu Vechi	833	639	583	53.34	3.60	20.75	3.60	1.89	2.06	.17	.86	5.32	1.03	.86	1.20	.34	.51	.17	.17	.00	.51	.17	.69	2.74
Ciuluc	192	175	170	43.53	1.18	8.82	2.35	.00	35.29	.00	.00	5.88	1.18	.00	.00	.00	1.18	.00	.00	.00	.00	.00	.00	.59
Comarovca	202	187	184	47.83	1.09	27.17	15.22	2.17	1.09	.54	.00	1.09	.00	.00	.00	.00	.00	.54	.54	.00	.00	.00	.00	2.72
Doltu	825	613	573	38.92	19.72	9.77	11.34	1.22	1.57	1.05	.35	.52	.17	3.66	.87	1.75	.17	.70	.00	.17	.00	.00	.35	7.68
Egorovca	748	572	562	55.16	2.49	2.14	.18	.18	32.74	.00	.00	.18	.53	.00	.00	.36	1.25	.36	.00	.00	.00	.53	.00	3.91
Făgădău	389	369	355	60.28	1.13	20.85	.00	2.82	2.54	.28	.56	1.69	.28	.00	.28	.00	.56	.28	.00	.00	.56	.85	.00	7.04
Fălești Noi	1410	1129	1079	56.44	7.04	6.86	9.55	8.06	3.06	.65	.46	.65	.56	.46	1.39	.37	.37	.28	1.02	.00	.37	.46	.46	1.48
Frumușica	300	250	234	16.67	.85	13.25	1.28	53.85	.43	.43	.85	2.56	1.71	1.28	1.28	.00	.00	.00	.00	.00	.00	.43	.00	5.13
Glinjeni	2706	1927	1872	28.26	9.13	17.74	5.98	.91	5.98	.16	.48	7.00	.43	.27	18.32	2.19	.43	.48	.32	.00	.00	.05	.11	1.76
Hâncești	871	656	603	40.63	7.63	21.23	9.29	.33	1.49	1.82	2.65	1.99	1.33	.50	1.00	.33	.50	.50	2.49	.00	.66	.83	.00	4.81
Hîtrești	469	444	437	63.39	2.97	20.59	.92	2.75	1.14	.00	2.29	1.14	.69	.69	.46	.00	.00	.69	.00	.00	.23	.46	.00	1.60
Hiliuți	1548	1093	1063	27.94	8.56	35.65	6.68	.75	5.17	.85	.66	1.60	1.60	1.03	.47	.66	.19	.94	.09	.00	.09	.38	.28	6.40
Horești	678	576	546	12.64	38.83	18.68	13.55	3.48	1.28	1.10	1.28	2.56	1.28	.92	.55	1.10	.37	.00	.55	.00	.00	.18	.00	1.65
Hrubna Nouă	275	254	243	55.14	.82	23.05	3.29	1.65	5.76	.00	.00	4.94	2.06	.41	1.65	.00	.82	.00	.00	.00	.00	.00	.00	.41
Ilenuța	1187	981	939	34.40	7.14	8.52	16.08	1.06	18.10	.43	1.06	5.43	.43	.32	.21	1.38	.53	.32	.00	.21	.32	.43	.21	3.41
Ișcălău	785	608	581	68.16	.34	14.63	.00	2.41	2.07	1.55	.34	.52	1.03	.69	.34	.34	5.68	.00	.17	.00	.34	.00	.00	1.38
Izvoare	1567	1184	1117	22.56	11.82	18.80	13.70	19.61	4.48	1.25	.00	1.16	.81	.90	1.79	.00	.09	.36	.00	.00	.18	.63	.09	1.79
Logofteni	567	414	408	79.17	.74	9.07	1.72	5.88	.49	.00	.00	1.23	.49	.00	.00	.00	.25	.00	.00	.00	.25	.00	.00	.74
Lucăceni	304	277	263	36.50	5.32	19.01	19.77	3.42	3.42	.38	1.90	1.14	.76	.76	.76	1.90	.76	1.14	.76	.00	.76	.38	.00	1.14
Măgura Nouă	130	120	115	19.13	9.57	59.13	7.83	.87	.00	.87	.00	.00	.00	.00	.00	.00	.00	.00	.87	.00	.00	.00	.00	1.74

Locality name	Registered voters	Participating registered voters	Valid votes cast	PC	DC	FDPM	PDF	DAP	FCA	ADF	PESJ	SDP	SU	SSD	Plugaru Anatol	Bolcenco Valeriu	PS	PR	CDU	Calinici Iulius	Frecăujan Grigore	UPL	Rența Valeriu	Other indep. candidates
Măgureanca	355	326	322	48.76	10.25	13.04	10.25	1.24	.31	.93	.00	.31	.00	12.73	.62	.00	.00	.00	.62	.00	.00	.31	.00	.62
Mărăndeni	2125	1579	1516	6.46	8.25	50.86	4.42	.73	16.95	.59	1.25	1.85	1.19	.00	1.72	.73	.13	1.06	.79	.00	.26	.13	.07	2.57
Moldoveanca	520	450	433	72.75	.92	10.39	3.46	1.62	.46	.00	.00	6.00	1.39	.00	.00	.23	.23	.00	.00	.00	.00	.23	.00	2.31
Musteața	1135	853	798	33.83	10.65	27.82	11.03	1.88	1.88	1.50	1.00	2.51	.75	.75	1.00	1.50	.25	.38	.25	.13	.25	.25	.00	2.38
Natalievca	473	373	363	27.82	2.48	57.02	4.96	.28	3.31	.00	.28	.00	2.20	.00	.00	.00	.00	.00	.00	.00	.00	.00	.00	1.65
Năvârnet	1884	1524	1452	16.53	17.01	11.85	15.84	1.17	28.51	.14	.21	.69	.41	.14	.41	.41	.00	.00	.34	.00	.41	.14	.00	5.79
Obreja Nouă	646	465	429	79.95	1.86	3.96	7.23	.23	2.56	.23	.23	.00	1.17	.70	.93	.00	.00	.23	.00	.00	.00	.23	.00	.47
Obreja Veche	1350	1264	1164	38.75	14.18	7.82	15.12	2.75	7.22	1.03	1.55	1.55	.09	.77	2.75	1.29	.69	.86	.26	.00	.43	.09	.17	2.66
Pânzăreni	995	839	807	18.96	7.93	11.90	25.77	1.24	7.06	.50	1.24	11.90	.50	.87	4.58	2.73	.50	.37	.25	.00	.00	.00	.12	3.59
Pârlița	2469	1653	1580	12.41	44.62	5.57	11.58	1.65	4.05	.70	6.71	1.58	.32	1.33	5.13	.32	.25	.63	.51	.00	.32	.19	.00	2.15
Pietrosu	611	576	538	24.16	23.05	24.72	10.41	1.67	3.90	1.12	.37	1.12	.37	.74	1.30	.00	.19	.93	.00	.00	1.12	.56	.37	3.90
Pietrosul Nou	178	170	165	52.73	.61	20.00	.00	15.76	1.82	.00	.00	.61	.61	.61	.61	1.82	.61	.00	.00	.00	.61	2.42	.00	1.21
Pompa	604	475	456	60.09	.44	5.92	.88	25.22	.88	.22	.44	1.75	.66	.22	.22	.00	.00	.00	.00	.00	.66	.66	.00	1.75
Popovca	663	525	516	76.36	1.36	10.66	1.55	.78	1.94	.00	.19	.78	2.13	.00	.00	.19	.39	.19	.19	.00	.00	.78	.00	2.52
Pruteni	1557	1172	1109	20.74	5.50	14.16	5.86	.63	12.62	.99	27.05	.81	.36	.81	.63	1.08	.54	2.80	.18	.00	2.80	.09	.00	2.34
Răuțel	2669	1558	1519	23.90	10.01	28.24	15.08	2.24	6.06	.86	1.91	2.17	.99	.46	.86	.46	.20	.20	.07	.00	.13	.20	.20	5.79
Rediul de Jos	240	225	221	29.86	30.32	21.27	3.62	1.36	3.17	1.36	2.26	.00	1.81	.90	.00	.00	.45	1.81	.00	.00	.45	.00	.00	1.36
Risipeni	762	643	617	24.15	17.18	18.15	14.59	9.72	2.92	.81	1.62	1.78	.81	.97	2.27	1.78	.00	.32	.81	.00	.00	.16	.00	1.94
Sărata Nouă	541	460	447	34.00	7.38	29.53	15.88	.89	1.79	.89	.45	1.57	.67	1.79	.45	.22	1.12	.45	.22	.00	.45	.00	.00	2.24
Sărata Veche	2020	1508	1445	19.79	9.27	43.74	6.57	3.11	4.36	.83	.42	2.63	1.11	1.52	1.31	1.80	.14	.48	.35	.00	.21	.14	.21	2.01
Scumpia	2388	1611	1525	26.30	11.54	30.10	15.87	2.49	3.54	.79	.46	1.57	1.05	2.10	.92	.79	.13	.46	.20	.00	.00	.07	.13	1.51

Locality name	Registered voters	Participating registered voters	Valid votes cast	PC	DC	FDPM	PDF	DAP	FCA	ADF	PESJ	SDP	SU	SSD	Plugaru Anatol	Boicenco Valeriu	PS	PR	CDU	Calinici Iulius	Frecuțan Grigore	UPL	Rență Valeriu	Other indep. candidates	
Socii Noi	240	236	236	62.29	.42	5.08	1.27	30.08	.00	.00	.42	.00	.42	.00	.00	.00	.00	.00	.00	.00	.00	.00	.00	.00	
Suvorovca	293	286	278	58.27	1.44	7.19	6.12	19.78	1.44	.00	.36	1.80	.36	.36	.00	.00	.00	.00	.00	.00	.00	.72	.00	2.16	
Șoltoaia	159	145	143	67.83	.00	17.48	.00	4.20	3.50	.00	1.40	.00	2.80	.00	.00	.00	.00	.00	.00	.00	.70	.00	.00	2.10	
Taxobeni	968	880	822	13.38	7.54	27.86	29.93	1.46	4.38	.49	.97	2.92	.97	.73	2.68	1.58	.61	.12	1.95	.00	.12	.49	.12	1.70	
Unteni	115	101	96	10.42	22.92	8.33	15.63	28.13	1.04	4.17	2.08	4.17	.00	.00	1.04	.00	.00	.00	.00	.00	.00	.00	.00	2.08	
Valea Rusului	547	467	449	33.63	10.02	15.14	9.58	3.12	3.34	2.00	9.35	2.00	.67	.45	.89	1.56	.67	1.56	.22	.00	2.23	.67	.22	2.67	
FLOREȘTI																									
Florești	9843	7171	6928	34.54	17.21	23.02	7.71	3.18	2.15	1.37	.87	1.66	1.11	.84	2.54	.45	.51	.49	.19	.01	.17	.13	.10	1.76	
Alexandrovca	350	351	347	42.65	8.36	27.95	.29	10.37	1.73	.00	2.31	2.88	.29	1.73	.58	.29	.00	.00	.00	.00	.00	.00	.00	.00	.58
Alexeevca	526	460	452	39.38	1.77	43.58	.00	7.52	1.77	.00	.00	1.77	1.55	1.33	.44	.00	.00	.00	.00	.00	.00	.22	.00	.66	
Antonovca	89	117	112	27.68	.00	30.36	23.21	.89	2.68	1.79	.00	8.93	.00	.00	.00	.00	.00	.00	.00	.00	.89	.00	1.79	1.79	
Băhrinești	1580	1337	1295	10.81	20.77	2.32	1.70	37.61	.39	.85	1.00	1.16	.15	.39	18.76	.69	.23	.00	1.00	.00	.39	.31	.23	1.24	
Bezeni	278	245	238	12.18	39.08	15.55	12.18	10.92	.42	.42	2.94	.42	1.26	.00	.00	.84	.42	.00	.00	.00	.42	.42	.00	2.52	
Bobulești	604	527	517	11.03	53.00	4.64	2.90	15.28	2.51	.77	.77	2.71	.19	.58	1.16	.00	.19	.39	1.16	.00	.19	.39	.19	1.93	
Cașunca	1391	995	954	26.73	26.21	27.88	5.45	.63	1.47	.42	.73	.52	1.78	.42	2.73	.84	.73	.31	.00	.00	.52	.21	.10	2.31	
Cenușa	617	616	569	11.25	47.10	11.07	9.84	2.28	2.64	2.46	1.93	2.46	1.23	1.76	1.76	.53	.53	1.05	.18	.00	.35	.00	.18	1.41	
Cemița	901	764	741	32.93	21.73	6.88	18.22	1.75	1.48	2.02	1.62	.54	.67	1.35	3.37	1.21	.27	.67	.27	.00	.13	.00	.54	4.32	
Chirilovca	97	99	94	28.72	2.13	20.21	.00	39.36	1.06	.00	2.13	.00	2.13	.00	.00	1.06	.00	.00	.00	.00	.00	2.13	.00	1.06	
Ciripcău	910	846	820	24.27	21.22	16.83	6.46	1.59	6.59	.85	6.46	.00	1.34	.37	10.85	.24	.00	.49	.24	.00	.73	.00	.00	1.46	
Ciutulești	1643	1535	1485	14.88	51.65	9.97	4.04	.74	1.14	1.21	1.62	.81	.20	8.35	1.62	1.28	.13	.34	.00	.00	.13	.00	.07	1.82	
Coșemița	1447	1088	1035	31.59	16.23	28.21	5.51	1.93	.68	3.19	1.26	1.16	2.32	.48	2.32	.29	.97	.58	.10	.00	.48	.00	.00	2.71	

Locality name	Registered voters	Participating registered voters	Valid votes cast	PC	DC	FDPM	PDF	DAP	FCA	ADF	PESJ	SDP	SU	SSD	Plugaru Anatol	Boicenco Valeriu	PS	PR	CDU	Calinici Iulius	Frecăujan Grigore	UPL	Renia Valeriu	Other indep. candidates
Domulgeni	1053	938	911	20.64	45.01	7.14	7.03	.88	4.39	3.40	1.43	1.87	.88	1.10	2.96	.44	.33	.00	.00	.00	.66	.11	.11	1.65
Dumitreani	492	428	412	18.45	5.83	54.13	1.94	1.46	4.37	.24	2.67	2.18	1.46	.00	3.40	.49	.00	.49	.73	.00	.00	.00	.49	1.70
Frumușica	1151	1147	1104	11.41	40.76	25.72	4.26	.54	.27	5.71	1.45	1.00	.45	.63	4.71	.91	.27	.09	.18	.00	.09	.45	.00	1.09
Ghindești	2488	2058	1982	41.22	21.49	11.20	3.33	2.37	6.21	1.31	1.01	1.97	.76	1.36	2.07	.81	.30	.66	.81	.05	.20	.45	.25	2.17
Gura Camencii	1147	874	853	13.72	24.15	17.70	4.69	8.21	1.76	16.41	2.46	2.46	.47	.94	1.64	.00	.35	.00	.35	.00	.47	1.06	.12	3.05
Gura Căinarului	1231	947	911	33.04	24.37	8.45	4.83	2.74	3.18	2.31	.88	8.67	.55	.88	5.71	.22	.22	.11	.33	.00	.77	.11	.11	2.52
Gvozdova	791	659	610	29.51	15.41	14.59	10.33	4.92	1.97	3.11	5.57	.98	.98	.16	3.93	1.48	.49	.66	.33	.00	1.31	.33	.00	3.93
Hârtop	628	563	542	41.33	15.13	15.87	10.33	2.58	.92	.18	1.85	.92	.55	.92	2.58	.55	.74	.37	.37	.00	.18	.00	.00	4.61
Iliciovca	1100	876	867	83.04	.92	8.19	.35	.46	1.04	.00	.23	.12	.35	.35	.23	.12	.12	.00	.00	.00	.00	.00	.00	4.50
Ion Vodă	167	152	146	24.66	28.77	9.59	1.37	6.85	1.37	6.85	4.79	1.37	.68	5.48	.00	1.37	.00	1.37	.68	.00	1.37	.00	.00	3.42
Ivanovca	327	360	286	67.13	1.40	15.03	.00	.35	1.05	.00	.00	2.10	2.80	.00	2.10	1.05	.70	.00	.00	.00	.00	.35	.00	5.94
Izvoare	752	664	657	9.28	34.70	5.18	16.89	25.11	.61	2.13	.76	.15	.00	.46	.46	.61	.46	.61	.15	.00	.00	.91	.00	1.52
Lunga	1852	1532	1495	16.45	46.35	9.50	4.21	1.81	4.68	.54	1.14	6.29	.74	1.34	3.01	.47	.40	.67	.07	.00	.07	.07	.00	2.21
Maiscoie	278	225	219	85.39	.46	9.59	.00	.00	.46	.00	.46	.00	.00	.00	.00	.00	.00	.00	.00	.00	.00	.91	.00	2.74
Mărășești	130	113	107	12.15	50.47	13.08	10.28	.93	.93	.93	3.74	2.80	.00	.00	1.87	.93	.00	.00	.00	.00	.00	.00	.00	1.87
Mărculești	1402	1381	1325	24.23	32.53	18.94	5.66	1.96	2.26	.83	.45	1.43	.75	3.25	4.60	.23	.60	.53	.23	.00	.00	.00	.00	1.51
Mărinești	35	32	32	46.88	12.50	25.00	6.25	.00	.00	.00	.00	.00	.00	6.25	.00	.00	.00	.00	.00	.00	.00	.00	.00	3.13
Mihailovca	155	170	165	61.21	1.21	16.36	3.64	.00	1.21	2.42	.00	6.06	3.03	.61	3.64	.61	.00	.00	.00	.00	.00	.00	.00	.00
Nicolaevca	809	676	661	80.18	1.06	9.83	.00	.30	1.21	.15	1.06	.45	1.21	.30	.00	.30	1.06	.00	.00	.00	.15	.30	.15	2.27
Prajila	1626	1445	1319	49.96	13.72	10.99	8.04	1.90	.45	1.44	1.90	1.06	.53	.23	4.85	.91	.15	.23	.00	.00	.38	.08	.08	3.11
Prodănești	1333	967	943	39.55	8.91	32.87	4.56	.74	2.33	.42	1.38	2.76	2.33	.32	.74	.53	.11	.64	.00	.00	.53	.21	.00	1.06

Locality name	Registered voters	Participating registered voters	Valid votes cast	PC	DC	FDPM	PDF	DAP	FCA	ADF	PESJ	SDP	SU	SSD	Plugaru Anatol	Boicenco Valeriu	PS	PR	CDU	Calinici Iulius	Frecăujan Grigore	UPL	Reniță Valeriu	Other indep. candidates
Prodăneștii Vechi	200	179	170	32.35	37.06	14.12	5.88	1.18	.00	5.88	.00	.59	.00	.00	.59	.00	.00	.00	.00	.00	.59	.00	.00	1.76
Putinești	1270	1000	949	31.82	21.81	9.38	11.38	.84	1.90	.95	.74	3.16	.95	1.48	8.11	.74	1.69	.21	1.48	.00	.32	.42	.00	2.63
Radulenii Noi	43	42	41	19.51	.00	56.10	.00	7.32	.00	.00	.00	17.07	.00	.00	.00	.00	.00	.00	.00	.00	.00	.00	.00	.00
Rădulenii Vechi	1142	1042	1016	6.50	3.15	82.87	1.38	.59	.49	.69	1.08	.89	.00	.69	.59	.20	.10	.10	.00	.00	.20	.00	.10	.39
Roșietici	377	352	334	24.85	32.63	14.07	10.78	1.50	.30	2.10	.60	1.50	1.20	.00	4.49	1.80	.30	.90	.00	.00	.00	.60	.30	2.10
Roșieticii Vechi	461	491	478	23.22	43.51	9.41	9.62	1.26	.42	3.14	1.67	1.46	.00	.42	1.05	.84	.21	1.46	.00	.00	.63	.21	.00	1.46
Sârbești	282	216	212	39.62	13.68	12.74	.47	25.47	.00	.47	.47	.00	.94	.47	.47	.47	.47	.47	.47	.00	.00	.94	.00	2.36
Scăieni	454	410	400	14.25	27.25	12.00	14.25	23.25	.00	1.75	.75	1.50	.25	1.50	.00	.00	.00	.25	.25	.00	.00	.50	.00	2.25
Sevirova	562	529	524	5.73	75.00	6.30	3.44	.38	.19	1.15	1.34	3.44	.19	.00	.38	.57	.38	.38	.38	.00	.00	.00	.00	.76
Ștefănești	1533	1133	1095	32.05	16.16	35.98	3.47	.82	.64	1.46	.73	1.92	1.19	.55	1.28	.73	.27	.37	.09	.00	.09	.27	.27	1.64
Trifănești	734	726	698	11.89	75.93	5.16	.72	1.00	.43	.57	1.29	.72	.00	.29	.57	.14	.43	.00	.14	.00	.00	.00	.00	.72
Țăra	227	210	200	23.50	40.00	11.50	2.00	3.50	2.00	2.00	2.50	2.50	.00	3.00	1.50	.50	.50	.50	.00	.00	.50	.00	.00	4.00
Valea Rădoaiei	122	121	117	88.89	.85	3.42	.85	.00	.85	.00	.00	.00	.00	.00	.00	.00	4.27	.00	.00	.00	.00	.00	.00	.85
Vărvăreuca	1990	1633	1567	34.21	24.25	9.38	13.85	2.68	1.60	.89	.70	.89	.45	.38	1.98	.13	1.28	.70	2.68	.00	.06	.38	.00	3.51
Zarojeni	203	199	194	51.03	4.12	13.92	15.46	.52	4.12	.00	2.06	2.58	.52	1.03	2.06	.52	.00	.00	.00	.00	.00	.52	.00	1.55
GLODENI																								
Glodeni	8676	5723	5559	48.70	6.26	15.88	8.81	1.65	6.22	2.55	.76	.54	2.03	.45	.49	.77	.22	.22	1.33	.00	.09	.07	.11	2.84
Balatina	2994	1938	1839	36.22	6.04	25.72	7.78	3.64	2.56	4.08	.87	1.58	.44	.87	.76	.92	1.85	.22	2.28	.00	.54	.22	.16	3.26
Bisericani	237	207	191	14.14	30.37	10.99	24.08	4.71	1.57	1.57	1.05	.00	1.05	.52	1.05	1.05	.52	2.09	2.62	.00	.52	.00	.00	2.09
Brânzeni	310	282	277	32.13	35.74	10.47	5.05	1.44	3.25	2.89	3.25	.36	.72	.00	.72	.72	.72	.36	.72	.00	.36	.00	.36	.72
Butești	415	358	333	25.53	19.22	12.91	18.62	3.30	.60	1.50	8.11	2.40	.60	.30	.60	.90	.90	.30	.90	.00	.60	.00	.00	2.70

Locality name	Registered voters	Participating registered voters	Valid votes cast	PC	DC	FDPM	PDF	DAP	FCA	ADF	PESJ	SDP	SU	SSD	Plugaru Anatol	Bolcenco Valeriu	PS	PR	CDU	Calinici Iulius	Frecăuțan Grigore	UPL	Rența Valeriu	Other Indep. candidates
Cajba	1257	924	884	18.44	15.50	20.36	11.76	3.28	.11	15.95	1.58	4.41	.45	.23	1.02	1.47	.68	.23	.45	.00	.23	.23	.00	3.62
Camenca	1016	839	818	21.03	28.48	6.60	4.77	.49	23.35	4.89	.98	.37	1.10	.24	.37	.73	.86	.61	1.10	.12	.86	.24	.00	2.81
Camencuța	95	92	80	83.75	2.50	8.75	.00	2.50	.00	1.25	.00	.00	1.25	.00	.00	.00	.00	.00	.00	.00	.00	.00	.00	.00
Ciuculea	2592	1766	1681	16.30	7.50	35.10	20.05	1.37	1.13	2.02	1.90	2.44	.48	.71	1.01	.83	.59	.48	3.51	.00	.30	.30	.06	3.93
Clococenii Vechi	623	460	442	54.98	1.58	17.87	6.33	3.85	.90	3.62	.00	4.75	.23	.23	.45	.68	1.58	.00	.23	.00	.00	.00	.00	2.71
Cobani	1945	1369	1337	26.25	10.32	27.90	8.30	12.12	.97	5.24	1.80	.60	.82	.82	.75	.75	.60	.45	.22	.00	.52	.00	.00	1.57
Cuhnești	2144	1512	1446	32.50	16.46	12.52	10.17	3.94	1.24	3.18	.62	1.31	.28	.35	2.77	.69	.55	.21	.35	.00	.14	.07	.14	12.52
Danu	2375	1677	1605	68.29	.37	12.59	.93	1.87	1.87	.31	.69	.37	1.12	.00	.00	.06	.25	.00	.25	.00	.12	.31	.00	10.59
Dușmani	1243	1040	989	30.54	8.90	16.38	4.35	1.31	1.01	21.74	.81	1.52	.20	.71	.71	1.21	1.01	1.01	2.02	.00	.40	.51	.20	5.46
Fundurii Noi	757	651	643	51.63	.47	8.71	.31	2.95	.78	.31	1.56	.62	.47	.00	.31	.00	.16	.00	.47	.00	.00	.00	.00	31.26
Hâjdieni	3666	2183	2057	18.28	5.15	17.26	24.16	11.42	1.70	10.11	.97	.63	.97	.68	.58	1.51	.15	.34	1.70	.00	.39	.49	.15	3.35
Iabloana	3598	2499	2394	24.81	3.01	15.54	11.19	21.55	1.75	11.65	1.21	.92	.88	.33	.75	.54	.08	.38	1.55	.04	.38	.84	.04	2.55
Limbenii Noi	1030	881	858	13.87	31.12	30.42	9.44	1.98	.47	2.33	3.15	1.05	1.28	.47	.58	1.05	.00	.47	.35	.00	.35	.00	.00	1.63
Limbenii Vechi	1234	887	844	17.42	15.05	20.38	11.37	5.09	2.01	2.61	13.74	2.01	.36	.36	.24	.95	1.18	.71	.59	.00	2.13	.00	.12	3.67
Nicolaevca	253	145	141	64.54	2.13	3.55	11.35	7.09	.00	.00	.71	.00	2.13	.00	.00	.71	.00	.00	2.13	.00	.00	.71	.00	4.96
Petrunea	1460	1170	1119	38.16	1.16	35.21	4.56	3.40	3.84	1.52	3.22	1.16	1.52	.36	.45	1.25	.45	.18	1.34	.00	.27	.09	.18	1.70
Sadovoe	882	624	612	25.33	3.27	17.32	4.58	.65	38.56	.49	1.31	.65	4.25	.16	.00	.49	.16	.00	.82	.00	.00	.33	.16	1.47
Soroca	91	80	80	52.50	1.25	21.25	.00	11.25	1.25	2.50	.00	.00	7.50	.00	.00	.00	.00	.00	2.50	.00	.00	.00	.00	.00
Sturzești	3771	2629	2533	74.97	2.80	6.51	2.25	2.96	1.34	1.42	.79	.67	1.26	.04	.00	.47	.28	.12	.12	.04	.04	.32	.04	3.55
Tomeștii Noi	557	502	479	34.45	6.26	24.43	7.52	12.32	6.05	.42	.00	.84	.00	.21	.42	.21	1.67	.00	1.25	.00	.21	.21	.00	3.55
Ustia	1370	1018	956	12.76	7.01	29.81	20.61	1.15	1.57	15.79	1.26	1.05	.94	.31	1.36	1.46	.42	1.05	1.05	.00	.00	.21	.10	2.09
Viișoara	1393	988	941	34.86	6.16	15.41	17.32	2.87	1.49	1.81	1.81	.96	.32	.11	1.06	.43	.85	.00	.96	.00	.43	.21	.00	12.96

Locality name	Registered voters	Participating registered voters	Valid votes cast	PC	DC	FDPM	PDF	DAP	FCA	ADF	PESJ	SDP	SU	SSD	Plugaru Anatol	Bolcenco Valeriu	PS	PR	CDU	Calinici Iulius	Frecăţan Grigore	UPL	Renţa Valeriu	Other indep. candidates	
HÂNCEŞTI																									
Hânceşti	10015	7040	6858	28.17	11.64	26.48	7.26	1.08	3.32	9.13	1.09	2.14	.64	1.20	.93	1.27	.39	.66	1.76	.01	.16	.13	.45	2.07	
Anini	160	140	136	30.88	8.09	19.12	5.15	2.21	2.21	.00	.74	.00	.00	.00	1.47	1.47	.00	.00	25.00	.00	.74	1.47	.00	1.47	
Bălceana	1045	973	944	11.97	17.69	12.92	4.98	.53	8.16	23.52	5.08	3.81	.11	.74	1.06	.74	.53	.85	.32	.00	.32	.11	1.27	5.30	
Bobeica	471	389	371	18.87	30.46	11.05	2.96	14.02	.27	5.12	1.08	2.70	.27	.81	3.50	1.62	.27	2.96	.00	.00	.00	.54	.00	3.50	
Boghiceni	1871	1217	1196	19.98	6.10	47.99	5.02	1.25	.50	3.26	1.42	.67	1.09	.25	1.25	4.10	.59	.33	3.85	.17	.17	.17	.00	1.84	
Bozieni	1263	955	928	32.97	14.55	19.40	9.27	1.19	1.94	5.71	.97	1.72	.32	.11	.75	.86	.65	.54	2.48	.00	3.45	.43	.11	2.59	
Brălianovca	242	193	186	34.95	7.53	39.78	3.23	.54	1.08	.54	3.76	.00	.54	.54	.54	2.15	.00	.00	.00	.00	.00	1.61	.00	3.23	
Bujor	2445	1770	1717	13.45	20.44	18.00	15.61	3.84	1.46	5.94	4.14	2.04	.35	1.05	2.21	3.20	.41	.52	1.40	.00	.41	.17	2.10	3.26	
Buţeni	2332	1531	1476	25.75	10.50	27.44	11.25	.61	2.24	5.89	2.37	3.59	.61	.41	1.02	1.42	.41	.61	.88	.00	.20	.54	.34	3.93	
Caracui	1539	1128	1069	32.83	6.17	43.41	2.90	.75	1.87	1.50	1.40	.94	1.31	.37	.37	.94	.28	1.03	1.22	.09	.19	.09	.09	2.25	
Călmăţui	927	792	761	41.52	18.13	14.45	7.10	.53	3.81	3.29	1.71	1.05	.92	.39	1.31	.26	.26	.39	3.15	.00	.13	.26	.53	.79	
Cărpineanca	159	134	129	41.09	3.10	43.41	.00	.00	.00	.78	.00	.78	.78	.78	.00	2.33	.78	.00	4.65	.00	.00	.78	.00	.78	
Cărpineni	5834	4394	4149	11.45	20.87	32.90	11.59	.89	2.00	3.71	1.54	1.66	1.88	.77	1.37	.82	.53	1.59	.36	.00	.46	.24	2.46	2.89	
Cioara	1324	1169	1131	29.71	5.57	20.07	7.69	8.49	1.24	7.16	7.52	3.27	1.15	.18	.97	1.24	.44	.44	1.15	.00	1.06	.35	.09	2.21	
Comeşti	376	305	277	5.42	51.26	11.91	7.22	2.17	2.89	5.42	6.14	1.44	.72	.72	.00	.00	.00	.72	.72	.00	2.53	.00	.00	.72	
Cotul Morii	1072	970	948	3.69	15.61	42.72	6.01	3.06	.00	9.70	4.54	3.16	1.79	.11	.53	.53	.21	2.11	2.32	.00	1.16	.21	.00	2.53	
Crasnoarmeiscoe	1519	1099	1076	49.54	.93	30.20	2.23	.37	.93	.37	2.97	.37	.93	.93	.00	1.02	.00	.19	1.30	.00	.19	.19	.00	7.34	
Dahnovici	855	675	643	15.24	31.26	12.91	6.07	10.73	1.40	7.47	1.09	.93	.16	.31	2.02	2.64	.31	2.80	.62	.00	.00	.31	.47	3.27	
Dancu	1016	829	800	38.25	8.25	19.75	12.13	.38	4.25	6.25	1.63	1.25	.63	.38	.50	.88	.38	.25	.75	.00	.13	.13	1.50	2.38	
Drăguşeni	897	763	734	26.16	32.56	12.53	6.54	8.31	.82	2.18	.41	.41	.41	.00	.82	3.00	.14	1.63	1.50	.00	.00	.41	.14	2.04	

Locality name	Registered voters	Participating registered voters	Valid votes cast	PC	DC	FDPM	PDF	DAP	FCA	ADF	PESJ	SDP	SU	SSD	Plugaru Anatol	Bolcenco Valeriu	PS	PR	CDU	Calmici Iulius	Freacăujan Grigore	UPL	Reniță Valeriu	Other indep. candidates
Dubovca	200	187	180	13.33	6.11	13.89	7.78	2.22	2.22	36.67	.00	1.11	.56	.00	.00	1.67	.00	.00	6.11	.00	.00	.56	.56	7.22
Fărlădeni	612	441	422	31.04	20.14	9.48	1.42	26.54	.71	1.66	.47	.24	1.18	.47	.24	2.13	.00	.00	1.42	.00	.24	1.42	.00	1.18
Fundul Galbenei	1550	1289	1213	7.83	8.08	18.96	23.58	1.15	.49	27.37	.25	1.65	1.15	.33	1.40	.91	.33	.58	.74	.00	.08	.25	.99	3.87
Horjești	532	507	492	10.37	4.27	52.64	10.37	.41	.20	.61	3.46	.00	.61	.41	.00	.61	.00	.20	.20	.00	1.22	.00	11.59	2.85
Ivanovca	617	545	536	53.54	.00	24.07	2.43	.93	4.85	2.99	7.09	.00	.75	.00	.75	1.68	.19	.00	.00	.00	.00	.19	.00	.56
Lăpușna	3971	2476	2387	19.69	10.81	32.43	10.14	.75	1.84	2.47	3.27	1.17	.84	.96	1.55	1.84	.34	.63	4.82	.08	.63	.38	.92	4.44
Leușeni	1531	1229	1172	19.28	14.59	45.65	4.78	1.45	1.71	2.22	3.92	.00	.68	1.37	.51	.09	.60	.51	.77	.00	.34	.00	.51	1.02
Logănești	2649	1699	1625	25.11	10.40	32.74	6.95	2.15	1.35	3.51	2.71	3.14	.86	1.42	2.46	1.97	.18	.98	.31	.00	.55	.25	.74	2.22
Mereșeni	1224	916	878	20.05	6.26	38.38	5.24	.34	.91	2.39	.80	4.67	1.25	13.21	.57	1.94	.00	.68	1.03	.00	.11	.00	.11	2.05
Mingir	3304	2323	2201	21.26	7.81	30.76	11.81	2.23	.45	8.63	.64	.59	1.14	.45	1.04	1.68	.18	.18	.86	.00	.09	.32	1.64	8.22
Mirești	770	627	609	15.11	37.44	9.52	12.32	3.12	.00	7.22	3.45	2.13	.66	.82	2.63	.33	.49	.16	1.81	.00	.82	.33	.00	1.64
Negrea	1100	842	798	17.79	8.65	32.08	7.52	2.38	1.13	7.02	9.52	.63	1.38	.38	2.51	.50	.50	.25	2.63	.00	1.00	.25	.63	3.26
Nemțeni	1314	967	936	17.74	6.41	45.09	3.53	.32	2.03	8.87	2.14	.32	1.39	.11	1.82	.75	.11	.11	7.26	.11	.32	.21	.00	1.39
Obileni	834	663	626	17.73	29.71	18.05	9.11	1.12	.64	9.27	.80	6.87	.32	1.28	.16	.48	.32	.16	1.60	.00	.16	.16	1.12	.96
Onești	1029	728	693	17.89	14.72	44.16	1.88	.87	1.88	1.88	1.88	1.88	2.02	.72	2.45	1.15	.00	.58	2.89	.00	.00	.14	1.15	1.88
Pașcâni	869	733	697	27.40	2.87	34.43	3.01	2.01	4.16	3.73	11.19	2.30	1.15	1.00	.29	1.72	.29	.29	.00	.00	1.29	.00	.00	2.87
Pereni	790	729	694	15.85	5.62	28.96	13.54	1.73	.29	9.94	12.39	1.01	1.15	.29	.29	3.17	.14	1.01	2.45	.00	.58	.29	.14	1.15
Pervomaiscoe	497	466	457	26.26	9.19	25.16	7.88	9.63	.44	6.56	1.75	4.38	.88	.22	1.09	.44	.44	.44	1.53	.22	.22	.66	.44	2.19
Pogănești	1020	826	808	16.34	16.46	12.13	11.63	3.22	.99	25.87	1.11	.62	.12	.50	.25	.25	.37	7.55	.74	.00	.00	.12	.37	1.36
Rusca	99	81	78	32.05	10.26	21.79	1.28	.00	5.13	2.56	8.97	.00	2.56	1.28	.00	2.56	.00	1.28	5.13	.00	2.56	1.28	.00	1.28
Sărata Galbenă	3149	2071	2002	35.31	5.04	31.92	8.29	.90	1.60	2.00	1.50	2.95	1.75	.75	.65	1.35	.45	.10	.55	.00	.25	.05	.10	4.50

Locality name	Registered voters	Participating registered voters	Valid votes cast	PC	DC	FDPM	PDF	DAP	FCA	ADF	PESJ	SDP	SU	SSD	Plugaru Anatol	Boicenco Valeriu	PS	PR	CDU	Calinic Iulius	Frecăuțan Grigore	UPL	Reniță Valeriu	Other indep. candidates	
Sărata-Mereșeni	426	362	358	22.07	3.35	26.54	1.68	2.51	.84	.56	.84	.28	1.68	.00	.00	.28	1.12	.00	.00	.00	.00	.00	.00	.00	38.27
Sărăteni	381	360	349	9.74	33.81	9.17	4.01	1.43	.86	27.22	5.73	.29	.86	.29	1.72	1.43	.57	.29	2.01	.00	.29	.00	.00	.00	.29
Secăreni	584	494	459	6.32	43.79	20.26	2.61	.22	7.63	2.18	6.54	.22	.87	.00	.87	3.70	1.31	.65	.22	.44	.65	.00	.22	1.31	
Sofia	788	630	614	19.22	35.67	14.50	4.23	.00	1.95	13.03	.49	.49	.33	.49	1.79	.98	.00	1.63	.33	.00	.16	.16	.33	4.23	
Stolniceni	1495	1031	973	14.59	21.17	38.23	2.06	.51	1.44	10.48	.82	1.64	1.23	.21	.41	1.34	.31	.31	1.34	.00	.31	.51	.31	2.77	
Șipoteni	542	515	510	15.88	10.98	49.22	5.10	.00	.20	5.29	.20	.98	3.92	.98	.39	2.94	.20	.98	.20	.00	.00	.00	.39	2.16	
Tălăești	1410	1192	1168	34.93	7.02	18.75	7.62	.77	1.28	3.68	17.21	.17	.94	.43	.00	.17	.34	.43	1.03	.00	1.37	.09	.00	3.77	
Valea Florii	112	103	103	39.81	2.91	41.75	.97	.00	.00	.97	.00	.00	.97	.00	.00	.00	.00	.00	8.74	.00	.00	.97	.00	2.91	
Voinescu	1815	1241	1184	12.67	9.38	56.17	10.47	.59	.25	2.96	.42	.25	1.18	.25	1.27	1.01	.17	.34	.34	.25	.25	.17	.59	1.01	
IALOVENI																									
Ialoveni	9062	5939	5737	17.27	35.80	14.47	14.26	.80	3.40	2.61	.21	1.87	.92	3.10	.44	1.17	.24	.35	.14	.02	.07	.02	.28	2.56	
Bardar	3234	2256	2173	10.17	33.36	12.24	26.37	.97	1.47	5.11	.23	.74	.60	.41	2.76	.83	.28	1.15	.28	.05	.05	.05	.46	2.44	
Băcioi	6251	3087	2953	21.16	15.78	27.12	17.78	1.52	1.90	3.18	.61	.78	.88	.68	1.08	2.91	.34	.85	.54	.00	.07	.24	.27	2.30	
Bălțați	265	181	175	16.00	8.57	18.29	11.43	17.14	4.57	2.29	1.14	2.86	.00	.57	1.71	8.00	.00	1.14	.57	.00	.00	.00	.00	5.71	
Brăila	607	401	387	29.97	25.06	11.37	5.94	5.43	3.36	2.07	.00	3.88	.52	1.03	.26	4.39	.52	.78	2.07	.00	.00	.78	.00	2.58	
Budăi	171	124	119	21.85	40.34	5.88	6.72	.00	2.52	.84	.00	14.29	.84	.84	.84	2.52	.00	.00	.00	.00	.00	.84	.00	1.68	
Costești	7473	5416	5232	16.55	45.18	14.39	7.78	2.58	.65	1.87	.23	.25	.21	1.87	.55	1.62	.06	.54	.23	1.61	.02	.02	.13	3.65	
Dănceni	1468	997	981	8.87	50.66	15.80	5.91	.61	3.16	4.18	.31	1.94	.51	.41	.51	1.83	.00	.92	.00	.00	.10	.10	1.02	3.16	
Hansca	609	362	340	38.82	12.35	13.82	5.88	7.06	.88	3.82	1.47	.88	.59	.59	1.18	7.35	.59	.59	.88	.00	.00	1.18	.00	2.06	
Horești	2041	1506	1421	16.82	24.49	24.91	12.39	1.62	.56	6.19	.84	1.55	.77	.42	2.67	3.94	.07	.35	.42	.00	.14	.14	.14	1.55	
Horodca	642	417	396	37.88	27.53	5.81	7.32	3.03	.25	1.26	.00	.00	.51	.00	1.26	4.80	.51	.00	.00	.00	.51	.51	.25	8.59	

Locality name	Registered voters	Participating registered voters	Valid votes cast	PC	DC	FDPM	PDF	DAP	FCA	ADF	PESJ	SDP	SU	SSD	Plugaru Anatol	Bolcenco Valeriu	PS	PR	CDU	Callinici Iulius	Frecăuțan Grigore	UPL	Reșiță Valeriu	Other indep. candidates
Malcoți	1521	976	910	14.84	23.96	22.86	13.30	2.31	2.97	3.30	.11	1.76	.44	2.97	1.32	.88	.33	4.18	.22	.00	.33	.44	.66	2.86
Miliștii Mici	2493	1886	1826	35.98	19.22	14.29	10.84	1.31	1.53	2.19	.33	1.26	.44	2.74	.82	2.30	.00	3.34	.60	.00	.11	.05	.66	1.97
Molești	1732	1187	1139	28.45	8.17	26.87	7.11	11.94	1.14	2.99	.79	.79	.53	.79	.35	3.07	.44	.35	.09	.00	.09	.26	.44	5.36
Nimoreni	1460	835	792	25.13	33.08	14.14	8.33	1.77	2.53	2.15	1.01	1.77	.38	3.03	1.26	1.52	.25	.51	.38	.13	.13	.13	.76	1.64
Peatra Albă	472	277	266	51.50	14.66	15.41	6.39	1.13	3.01	.75	.00	.75	.38	1.13	1.13	1.13	.75	.75	.00	.00	.00	.00	.38	.75
Pojăreni	620	489	465	16.34	55.91	9.03	8.17	.86	.22	1.51	.00	.65	.00	.22	.86	1.94	.22	.22	.00	.00	.22	.43	.22	3.01
Puhoi	3297	2333	2267	12.44	14.56	8.34	15.97	1.19	1.46	1.01	1.24	2.60	.31	32.77	1.99	2.73	.13	.40	.09	.00	.44	.04	.40	1.90
Ruseștii Noi	3374	1796	1716	15.15	33.86	11.71	12.53	11.01	1.69	3.21	.52	.58	.23	1.81	1.28	1.69	.23	1.22	.29	.00	.29	.47	.12	2.10
Ruseștii Vechi	226	149	139	9.35	32.37	9.35	10.79	21.58	.00	9.35	.00	1.44	.72	.72	.00	1.44	.72	.00	.00	.00	.00	2.16	.00	.00
Sociteni	845	609	581	9.47	41.66	13.77	14.11	1.03	2.58	3.61	.34	1.03	.00	1.89	1.20	6.37	.00	.17	.34	.00	.17	.00	.69	1.55
Suruceni	1702	1111	1084	8.76	29.98	3.97	7.29	.74	2.58	8.12	.09	.37	.09	1.75	2.21	2.86	.18	.46	.09	.09	.00	.09	27.49	2.77
Țipala	2237	1398	1314	17.81	19.86	15.37	13.39	3.35	9.36	1.67	1.67	3.20	.68	.46	1.75	6.70	.30	.99	.30	.00	.38	.15	.53	2.05
Ulmu	2152	1481	1401	37.76	11.42	7.78	25.27	1.78	.36	2.07	.64	1.64	.64	.86	2.36	1.86	.07	.79	.00	.00	.64	.29	.14	3.64
Văsieni	2833	1647	1555	27.07	20.00	9.84	16.40	1.41	1.09	2.89	.45	.96	.32	2.51	2.64	8.62	.06	.64	.39	.06	.51	.45	.19	3.47
Zămbreni	1698	1206	1161	11.46	11.20	48.84	4.31	1.72	.60	10.08	.26	1.29	.52	2.24	2.24	.86	.09	.69	.26	.09	.17	.00	.34	2.76
LEOVA																								
Leova	7077	5357	5203	37.40	12.38	25.37	4.73	2.61	1.71	4.00	1.86	1.06	.88	.90	.65	.62	.23	.44	.21	.02	.21	.15	.06	4.50
Băiuș	704	534	507	48.32	6.90	16.17	7.50	1.97	.00	1.18	6.71	.99	.20	.20	.99	1.18	.20	.00	.59	.00	.00	.20	.00	6.71
Beștemac	754	614	600	54.67	10.00	16.00	2.33	2.33	1.17	3.33	2.00	1.00	.33	2.50	1.17	.17	.33	.00	.33	.00	.00	.00	.33	2.00
Borogani	2525	2029	1955	16.37	4.81	23.79	16.27	.77	.51	24.81	1.02	.36	.72	.66	3.53	1.89	.31	.61	.26	.20	.20	.10	.66	2.15
Cazangic	595	522	497	12.27	4.63	6.64	63.78	1.21	.00	3.22	1.01	.60	.60	.00	1.01	2.01	.00	.20	.40	.00	.00	.00	.00	2.41

Locality name	Registered voters	Participating registered voters	Valid votes cast	PC	DC	FDPM	PDF	DAP	FCA	ADF	PESJ	SDP	SU	SSD	Plugaru Anatol	Boiceanu Valeriu	PS	PR	CDU	Calinic Iulius	Fecedujan Grigore	UPL	Renita Valeriu	Other indep. candidates	
Sama	656	585	554	41.16	11.19	24.37	5.05	.72	1.08	5.05	3.61	.72	.54	.00	.18	3.61	.18	.72	.00	.00	.00	.00	.00	.00	1.81
Selste	179	159	156	13.46	10.90	17.31	48.72	.00	.64	.00	1.28	.00	1.28	.00	1.28	.00	.64	.00	.00	.00	1.92	.00	.00	.00	2.56
Tighet	1238	927	882	17.80	11.00	31.18	10.43	3.97	2.27	9.86	2.49	.57	1.13	.68	1.02	2.15	1.36	.57	.11	.11	.34	.11	.11	.11	2.72
Tochile-Răducani	1001	848	815	21.47	15.21	46.75	4.29	1.60	1.10	3.56	2.09	.25	.74	.25	.00	.12	.25	.00	.00	.00	.12	.00	.00	.00	2.21
Tomai	1965	1660	1613	7.63	28.33	35.28	8.62	11.72	.81	1.92	.81	.12	1.67	.00	.25	1.55	.06	.12	.00	.00	.19	.12	.00	.00	.81
Tomaiul Nou	324	313	301	76.41	1.33	9.30	.33	1.33	1.99	.00	2.33	1.00	.66	4.32	.00	.00	.00	.00	.00	.00	.00	.33	.00	.00	.66
Troian	203	210	209	92.34	.48	2.87	.96	.00	.48	.00	1.44	.00	.96	.00	.00	.00	.48	.00	.00	.00	.00	.00	.00	.00	.00
Troita	269	266	261	57.85	.38	13.03	.38	1.15	11.88	.00	11.49	.00	.38	.38	.00	1.53	.00	.00	.77	.00	.00	.38	.00	.00	.38
Victoria	93	75	75	20.00	22.67	18.67	5.33	4.00	2.67	9.33	2.67	.00	2.67	.00	.00	2.67	.00	.00	.00	.00	.00	2.67	.00	.00	6.67
Vozneseni	499	470	467	58.24	.86	14.99	.43	1.07	19.70	.00	2.57	.21	.64	.00	.00	.00	.43	.00	.00	.00	.00	.64	.00	.00	.21
NISPORENI																									
Nisporeni	7890	6636	6413	22.41	24.59	13.66	12.97	2.03	2.29	2.35	1.54	4.01	.42	.70	-3.35	1.78	3.65	.70	.03	.09	.08	.08	.09	.08	2.12
Balanesti	1811	1562	1512	29.76	10.12	12.43	32.08	3.24	.79	1.32	.93	.79	.73	.20	1.46	1.52	.99	1.92	.20	.00	.20	.00	.00	.00	1.32
Balaresti	1488	1357	1320	32.58	13.41	11.89	10.08	.15	.45	1.59	2.58	2.35	.00	.08	1.44	1.67	.15	2.88	16.74	.00	.00	.00	.00	.00	1.97
Barboieni	520	453	433	25.40	31.41	15.24	9.93	2.31	1.39	6.47	.00	.46	.23	.00	.92	1.62	.00	1.62	.00	.00	.00	.00	.00	.00	3.00
Boldresti	2304	1858	1750	42.97	6.29	27.09	8.23	2.40	.97	.97	.63	2.06	1.09	.91	1.43	1.37	.29	.46	.63	.06	.11	.34	.06	.06	1.66
Bolturn	670	602	563	32.50	14.92	19.01	3.55	1.07	.53	.71	.53	19.72	.89	.71	.36	2.31	.53	.89	.00	.36	.00	.18	.00	.00	1.24
Bratleni	797	722	698	14.18	28.08	38.11	6.45	.29	1.29	.86	.57	.86	.86	.00	1.58	1.43	.00	2.29	.57	.00	.14	.14	.14	.14	2.15
Bursuc	507	573	564	44.68	33.69	7.27	4.96	.53	.18	.00	.00	.71	.35	.00	1.42	.53	.53	2.84	.89	.00	.00	.00	.00	.00	1.06
Callimaneshti	446	445	434	40.55	23.27	15.44	5.53	4.15	1.38	.92	.69	.00	.46	.23	3.23	.23	.23	1.38	.92	.00	.00	.00	.00	.00	1.38
Cateleni	635	579	551	32.67	14.70	9.62	21.60	.18	.91	.73	1.45	2.00	.00	.00	4.36	1.27	.73	4.17	2.18	.00	.18	.36	.18	.00	2.00

Locality name	Registered voters	Participating registered voters	Valid votes cast	PC	DC	FDPM	PDF	DAP	FCA	ADF	PESJ	SDP	SU	SSD	Plugaru Anatol	Boicenco Valeriu	PS	PR	CDU	Calinici Iulius	Frecăţan Grigore	UPL	Reniţă Valeriu	Other Indep. candidates
Cârneşti	280	273	259	10.04	17.37	44.40	17.37	.77	.77	1.16	1.54	.00	3.86	.00	.39	.00	.00	.00	.00	.00	.77	.39	.00	1.16
Cioreşti	1664	1484	1393	9.83	41.28	9.76	14.57	1.72	1.01	1.44	.43	1.29	.22	4.74	5.53	2.66	.36	1.22	.65	.00	.14	.22	.00	2.94
Ciuciuleni	4203	3047	2916	24.14	10.84	10.56	9.09	4.49	.45	3.16	.38	3.57	.55	.69	.79	1.03	.41	.96	.58	24.21	.17	.41	.10	3.43
Ciuteşti	1166	925	889	7.54	53.88	7.65	7.42	8.89	1.35	2.14	.45	1.57	.90	1.35	2.47	.45	.00	1.35	.56	.22	.11	.34	.00	1.35
Cristeşti	793	647	621	37.68	7.73	22.87	5.64	4.67	1.61	3.22	1.93	4.83	.97	.32	2.58	1.29	.16	1.45	.16	.16	.48	.16	.48	1.61
Dolna	814	705	633	32.54	14.53	10.11	6.48	1.58	3.63	1.90	.79	20.54	.32	2.05	.63	.32	.79	1.90	.16	.00	.16	.32	.16	1.11
Drăguşenii Noi	1291	850	830	19.16	20.96	28.92	11.20	1.57	.24	1.45	1.33	.84	1.08	.12	4.94	1.69	.48	.48	.12	.00	.00	.12	.00	5.30
Drojdeni	301	249	235	19.15	24.26	37.87	5.53	3.40	.00	1.28	.00	2.13	1.28	.00	.00	.85	.43	1.28	.00	.00	.00	.00	.43	2.13
Grozeşti	1452	1216	1166	16.30	21.96	13.12	21.44	2.06	6.35	1.29	.43	1.37	.09	.43	2.06	1.37	.86	5.49	1.80	.60	.00	.26	.26	2.49
Heleşteni	142	151	146	35.62	18.49	23.29	4.11	.00	.00	2.05	.00	2.05	.00	.00	4.11	2.74	1.37	2.74	.00	.00	.00	.68	.00	2.74
Horodca	204	140	126	7.94	21.43	19.05	3.17	.00	.00	3.97	.00	.00	.00	.00	2.38	.00	.00	.00	.00	.00	.00	.00	.00	42.06
Isăicani	449	393	364	37.36	7.97	35.99	2.20	.27	1.37	2.75	2.20	3.85	1.10	1.10	.27	.82	.00	.00	.82	.00	1.10	.00	.27	.55
Iurceni	1308	1065	1002	28.74	20.86	19.56	8.28	7.09	1.00	4.29	.00	1.70	.60	.10	2.30	1.70	.30	1.50	.50	.00	.10	.00	.20	1.20
Marinici	1000	993	951	35.33	19.45	18.51	9.15	.42	.32	.84	1.37	.63	.63	.11	2.00	3.05	.32	2.42	1.47	.11	.74	.21	.21	2.73
Micleuşeni	1555	1392	1235	32.96	28.58	9.23	10.69	1.78	.65	2.11	.57	1.30	.57	1.70	2.43	.73	.32	.49	.40	.00	.16	.57	.16	4.62
Mileşti	2025	1744	1650	14.67	12.73	14.24	31.94	11.03	.97	2.73	2.18	1.33	1.03	.85	.67	1.45	.36	1.64	.55	.00	.30	.00	.00	1.33
Păruceni	320	293	283	7.07	28.62	14.84	13.78	13.07	1.41	.35	1.41	2.12	1.41	.00	5.65	1.06	.00	1.06	1.77	.00	.71	.00	.35	5.30
Selişte	1870	1487	1434	4.88	11.23	3.49	5.30	66.74	.49	.70	.14	1.05	.07	.14	.77	.70	.21	.07	.35	.00	.07	1.26	.14	2.23
Soltăneşti	886	774	749	24.57	29.11	6.14	8.81	9.88	1.47	1.47	.80	1.47	.80	.53	5.87	2.67	2.14	1.47	.93	.00	.13	.27	.13	1.34
Şendreni	787	771	738	19.51	35.91	9.62	17.07	.95	1.08	3.12	.54	1.90	.54	.81	2.17	2.44	.54	1.49	.14	.00	.00	.14	.14	1.90
Şişcani	1531	1260	1209	21.17	35.32	24.73	7.11	.83	.83	2.07	.00	.83	.83	.33	1.32	1.24	.17	1.16	.08	.00	.00	.00	.17	1.82

Locality name	Registered voters	Participating registered voters	Valid votes cast	PC	DC	FDPM	PDF	DAP	FCA	ADF	PESJ	SDP	SU	SSD	Plugaru Anatol	Boicenco Valeriu	PS	PR	CDU	Calinici Iulius	Frecăţan Grigore	UPL	Renăă Valeriu	Other indep. candidates
Valea-Trestieini	750	575	547	38.03	16.64	4.20	11.15	4.20	.55	3.29	2.74	5.48	.00	6.03	.73	.91	.37	2.56	.55	.00	.55	.18	.18	1.65
Vărzăreşti	2744	2164	2082	22.14	33.24	9.22	20.65	1.06	.91	1.59	.82	1.06	.62	.72	1.92	1.06	.48	1.63	.48	.10	.00	.10	.24	1.97
Vânători	710	582	556	17.99	39.39	14.39	10.25	2.70	1.44	.72	.72	1.08	1.62	.90	2.16	.00	.36	2.70	.54	.00	.72	.54	.36	1.44
Vulcăneşti	333	192	186	17.20	20.43	25.27	6.45	5.91	.54	.00	9.68	1.08	2.69	.00	2.69	.54	1.61	.00	.00	.00	.00	.54	.00	5.38
Zberoiaia	1122	877	866	12.82	29.21	10.16	29.45	6.00	1.15	1.04	.23	1.04	.23	.92	1.15	1.62	.23	.92	.58	.00	.12	.00	.12	3.00
OCNIŢA																								
Ocnitza	6254	4389	4232	55.88	6.36	20.91	3.88	.61	1.98	.59	1.28	.64	1.49	.45	.57	.21	.99	.19	1.82	.33	.07	.14	.05	1.56
Bărlădeni	674	661	647	86.09	.93	3.40	.93	1.08	.77	.00	1.70	.62	1.08	.00	.15	1.08	.31	.31	.00	.00	.15	.00	.15	1.24
Bămova	1912	1289	1253	42.86	17.80	14.05	11.41	.40	.32	1.04	5.27	.16	.48	.00	.48	.32	.88	.80	.32	.16	1.60	.00	.24	1.44
Berezovca	418	381	375	83.47	.53	.53	8.00	1.33	.53	.00	1.87	.00	.53	1.33	.53	.00	.80	.00	.00	.00	.00	.00	.00	.53
Calaraşovca	1380	1186	1154	84.49	.52	4.42	7.37	.26	.00	.00	.09	.00	1.04	.43	.00	.00	.00	.00	.00	.00	.17	.09	.00	1.13
Cepeleuţi	1159	991	970	19.18	18.56	18.04	33.40	.52	.93	.31	2.68	.31	.41	1.34	.21	.82	.10	.62	.21	.10	.62	.00	.00	1.65
Clocuşna	1982	1654	1593	39.80	14.56	13.43	2.26	.50	.56	.44	21.09	.00	.13	.25	.25	.13	.63	2.20	.38	.00	2.39	.00	.13	.88
Codreni	745	660	645	89.77	.31	2.33	2.17	.16	.00	.31	1.09	.00	.31	2.95	.16	.00	.16	.00	.00	.00	.16	.16	.00	.00
Corestăuţi	970	961	928	78.66	.65	10.34	.75	2.80	.43	.22	.97	.22	.54	.00	.22	.00	.22	.32	.22	1.29	.22	.32	.00	1.62
Dăngeni	1466	1310	1176	60.46	8.25	15.73	4.25	.60	1.28	.77	2.55	.26	.85	.68	.51	.43	.17	.09	1.02	.00	.09	.09	.00	1.96
Frunză	1132	945	936	68.80	1.92	17.09	3.63	.53	.96	.00	1.28	.53	1.82	.21	.00	.11	.75	.43	.75	.00	.00	.00	.00	1.18
Gârbova	1135	973	953	42.60	13.54	20.67	13.33	.00	.52	.94	1.57	.52	.42	.31	.94	.21	.10	.31	.31	.00	.31	.00	.00	3.36
Grinăuţi-Moldova	768	664	577	52.86	8.84	16.12	6.24	6.24	1.04	.87	.69	1.56	.35	.69	1.04	.52	.17	.00	.35	.00	.17	.00	.35	1.91
Grinăuţi-Raia	601	583	557	68.58	4.67	8.62	8.80	2.51	1.08	.00	1.26	.36	.00	1.44	.36	.00	.18	.18	.90	.00	.18	.00	.36	.54
Hădărăuţi	1716	1673	1633	62.40	2.88	13.29	4.29	11.76	.06	.43	.37	.24	.18	.43	.24	.24	.24	.43	.18	.18	.37	.24	.43	1.10

Locality name	Registered voters	Participating registered voters	Valid votes cast	PC	DC	FDPM	PDF	DAP	FCA	ADF	PESJ	SDP	SU	SSD	Plugaru Anatol	Boicenco Valeriu	PS	PR	CDU	Calinici Iulius	Frecautan Grigore	UPL	Renija Valeriu	Other indep. candidates		
Lencăuți	840	759	739	30.45	9.61	29.91	18.00	.27	.68	2.44	1.76	.27	.81	.81	1.08	.27	.27	.41	.68	.41	.27	.00	.27	1.35		
Lipnic	2034	1281	1240	25.08	40.32	18.63	5.65	.89	1.05	.48	1.53	.48	.32	.00	.40	.16	.89	.65	.73	.00	.73	.24	.08	1.69		
Maiovca	120	123	121	80.99	4.13	2.48	4.13	1.65	.00	.00	4.96	.00	.00	.00	.00	.00	.00	.00	.00	.00	1.65	.00	.00	.00		
Mereșeuca	945	891	876	52.40	15.07	8.45	10.62	.80	.91	3.42	.91	.34	.00	.23	1.26	.11	.00	1.03	.46	.46	.11	.00	.00	3.42		
Mihălășeni	1128	864	825	44.24	10.91	22.30	9.33	.48	.73	1.33	1.94	.85	.85	.36	1.82	.12	.12	.97	.24	.00	.48	.36	.36	2.18		
Naslavcea	1005	974	958	90.50	.63	5.85	.21	.00	.00	.00	.63	.00	.73	.00	.00	.10	.21	.00	.31	.00	.10	.31	.00	.42		
Ocnia, village	2311	1905	1860	67.31	8.98	14.52	.91	2.10	.70	.43	.65	.43	.27	.97	.43	.00	.27	.16	1.51	.00	.11	.00	.11	.16		
Otaci	3690	2631	2538	82.74	3.59	5.67	2.36	.59	.35	.39	.16	.12	.51	.55	.04	.16	.95	.12	.24	.00	.08	.28	.00	1.10		
Paladea	498	483	465	35.70	38.28	4.73	5.38	3.01	.43	.65	2.37	.65	.43	.00	1.08	.65	1.94	.65	.65	.00	.65	.00	.00	2.80		
Paustova	701	588	578	45.50	18.17	20.59	4.84	.00	1.21	1.73	.00	.35	1.38	1.04	.17	.52	1.04	.52	.35	.17	.00	.00	.00	2.42		
Rădiul Mare	666	629	618	42.07	21.04	14.72	6.15	6.47	1.13	.97	1.13	.32	.16	.65	.65	.81	.00	.97	.00	.16	.16	.16	.49	1.78		
Rângaci	169	172	168	47.62	.00	5.95	5.36	.00	2.98	.00	36.31	.00	.00	.00	.00	.00	.60	.00	.00	.00	.00	.00	.00	1.19		
Rujnița	1025	1010	987	82.57	.71	5.78	.20	.51	.61	.00	1.01	1.32	.61	.00	.10	.30	3.95	.00	1.62	.00	.00	.20	.00	.51		
Sauca	1511	1348	1309	53.40	2.44	17.04	5.96	.84	.53	2.75	.99	.38	.23	2.52	9.24	.23	.15	.23	.23	.00	.46	.38	.38	1.60		
Unguri	1122	1031	1000	94.50	.60	.70	1.00	.10	.00	.20	.10	.00	.30	.90	.10	.00	.50	.00	.30	.00	.10	.60	.00	.00		
Vălcineț	1425	1043	963	76.84	3.53	12.25	.73	.52	.62	.00	.73	.42	1.04	.73	.00	.83	.52	.10	.00	.00	.10	.00	.00	1.04		
Verejeni	846	722	667	35.38	14.09	26.24	3.45	.00	4.80	2.85	3.30	.00	.60	.15	.60	.45	.00	.00	.75	.15	.90	.15	.00	6.15		
ORHEI																										
Orhei	19639	14078	13678	29.43	22.19	15.36	11.49	.53	5.66	2.55	.86	2.32	.70	1.82	1.02	.95	.42	.34	.50	.04	.24	.10	.09	3.39		
Berezlogi	1056	890	863	11.24	5.79	74.39	2.09	.12	.35	.35	.46	.12	.46	.35	.46	1.74	.35	.00	.00	.00	.23	.12	.12	1.27		
Biești	1356	1129	1097	17.59	19.60	17.32	7.57	4.92	5.29	1.73	2.46	9.57	.91	1.09	1.46	.91	.36	.36	1.00	.00	.73	.09	.27	6.75		

Locality name	Registered voters	Participating registered voters	Valid votes cast	PC	DC	FDPM	PDF	DAP	FCA	ADF	PESJ	SDP	SU	SSD	Plugaru Anatol *	Bolcenco Valeriu	PS	PR	CDU	Calinici Iulius	Frecăujan Grigore	UPL	Rența Valeriu	Other indep. candidates
Bolohan	1080	916	912	9.65	42.65	12.94	6.36	1.10	6.36	1.86	4.93	.88	.55	1.75	1.10	5.59	.77	.11	.22	.33	.00	.22	.22	2.41
Brănești	1171	809	784	8.04	53.32	18.24	4.34	2.17	1.15	2.30	1.02	2.30	.38	.38	.51	2.30	.13	.38	.00	.00	.13	.00	.13	2.81
Brăviceni	1413	1043	1018	19.25	25.34	13.36	4.52	.79	3.44	2.16	.98	17.29	.69	3.54	.39	2.06	.39	.20	.49	.59	.59	.20	.00	3.73
Breanova	482	414	395	50.13	11.14	15.19	6.33	.51	1.01	3.04	4.30	1.01	.00	1.27	.25	2.03	.25	.25	.51	.00	.76	.00	.51	1.52
Budăi	247	187	185	12.97	7.57	22.70	9.73	1.08	.00	1.62	22.70	4.86	.00	.00	8.65	.54	.00	.00	.00	.00	5.95	.54	.00	1.08
Bulăiești	1274	852	827	53.81	1.69	30.71	.60	.73	.97	.00	.36	3.99	2.42	.12	.12	.12	1.21	.00	.00	.00	.48	.12	.00	2.54
Butuceni	377	327	315	5.40	62.86	4.13	11.43	.00	.00	3.17	2.54	7.94	.32	.00	.00	.00	.32	.00	.32	.00	.00	.00	.63	.95
Camenca	784	672	651	5.68	48.39	15.05	5.38	.77	.46	2.61	11.67	2.61	.15	1.08	.31	.15	.46	.31	.00	.00	1.84	.15	.00	2.92
Chipereni	1742	1313	1244	22.19	21.54	9.81	12.06	1.61	1.45	2.41	.96	5.14	.16	.72	2.73	1.53	.24	.16	.16	.00	.48	.24	.08	16.32
Cihoreni	660	551	528	18.75	17.99	10.98	11.36	3.03	19.51	1.52	1.33	4.55	.76	1.33	2.46	.19	.76	.76	.57	.00	.95	.19	.38	2.65
Ciocâlteni	1860	1358	1313	5.03	46.92	17.21	10.05	.46	2.44	2.51	.53	2.67	.30	2.44	3.05	1.29	.08	.69	.61	.00	.15	.00	.23	3.35
Cișmea	964	774	746	10.72	50.27	10.05	13.14	.00	1.21	.40	1.07	2.41	.00	1.61	4.42	.80	.00	1.07	.27	.00	.00	.27	.27	2.01
Cișova	1034	815	788	7.87	25.13	30.33	16.12	1.52	6.09	.63	2.79	2.03	.76	1.52	.38	.25	1.14	.00	.00	.00	.76	.76	.25	1.65
Crihana	164	150	149	9.40	13.42	26.17	9.40	3.36	.67	2.68	2.68	4.03	.67	.00	.67	2.68	1.34	.00	.00	.00	.00	.00	2.01	20.81
Cucuruzeni	1351	984	944	9.11	25.64	27.65	4.66	2.86	5.83	8.90	.42	5.30	1.27	1.91	.95	1.06	.32	.21	.21	.00	.42	.21	.00	3.07
Cucuruzenii de Sus	250	250	250	7.20	18.40	46.00	5.20	.40	.00	.80	.00	.80	2.00	1.20	3.60	2.00	.00	.80	.40	.00	.00	.00	.00	11.20
Curchi	278	240	238	31.51	5.04	13.45	36.13	.84	5.04	1.68	.00	.42	.00	.00	.42	.00	.00	.00	.00	.00	.00	.00	.00	5.46
Dișcova	689	477	461	16.49	11.06	9.54	16.49	.43	25.38	.87	.43	1.74	1.30	1.08	.43	6.07	.22	1.30	1.08	.22	1.08	.22	.43	4.12
Donici	587	425	400	8.75	34.25	14.00	15.00	1.25	2.00	3.25	11.00	.75	.25	2.25	.00	.25	.75	.50	.50	.00	.50	.25	.00	4.50
Furcăeni	984	859	808	15.59	36.51	14.98	4.95	1.73	2.23	2.48	9.28	2.10	.62	.87	.25	4.08	.12	.62	.25	.00	.74	.62	.00	1.98
Ghețova	1012	879	847	9.09	17.00	22.20	10.27	1.53	6.26	12.28	.94	5.43	.24	2.24	5.08	2.60	.59	.59	.24	.24	.12	.12	.00	2.95

Locality name	Registered voters	Participating registered voters	Valid votes cast	PC	DC	FDPM	PDF	DAP	FCA	ADF	PESJ	SDP	SU	SSD	Plugaru Anatol	Boicenco Valeriu	PS	PR	CDU	Calinici Iulius	Freacăţan Grigore	UPL	Renifă Valeriu	Other indep. candidates
Hâjdieni	463	406	402	31.84	3.23	50.75	3.23	.00	.75	.25	1.74	4.23	.75	.00	.25	1.24	.00	.00	.25	.00	.50	.25	.00	.75
Hulboaca	523	513	506	11.86	25.69	4.74	18.77	.00	8.10	3.56	1.38	11.07	.99	5.34	.20	4.55	.59	.40	.40	.00	.20	.00	.00	2.17
Isacova	1469	1224	1180	15.42	27.29	16.53	9.07	1.53	2.03	6.10	1.78	5.59	.34	1.86	.93	5.08	.51	.25	.08	.00	.17	.25	.00	5.17
Ivancea	1388	1005	973	31.45	9.56	22.20	1.23	23.54	.10	1.23	.21	.72	2.88	.10	1.13	.51	.21	.21	1.13	.10	.00	.51	.21	2.77
Izvoare	247	218	212	13.21	26.89	14.15	13.21	.00	.94	10.85	4.25	1.89	.00	4.72	2.36	.00	.00	.00	1.89	.00	1.42	.00	.00	4.25
Jora de Jos	850	722	714	14.15	9.52	19.19	4.48	.98	5.60	14.57	.56	.98	2.10	.56	2.66	2.10	.56	.42	.84	.00	.00	.00	.00	20.73
Jora de Mijloc	878	707	685	9.49	7.45	23.21	6.28	.58	8.32	10.51	1.75	5.84	.29	1.02	6.86	5.55	.15	.15	2.04	.00	.29	.00	.00	10.22
Jora de Sus	607	490	477	3.56	9.43	27.67	4.61	1.26	4.61	28.09	.42	1.47	.63	.63	3.77	2.10	.63	.00	.63	.00	.00	.63	.00	9.85
Lopatna	311	269	257	6.61	12.84	25.29	1.95	1.17	15.56	4.28	6.23	8.17	.00	3.50	1.56	1.56	1.17	.78	3.11	.00	1.17	.00	.00	5.06
Lucăşeuca	1473	1140	1070	22.90	14.95	7.85	23.46	.28	4.21	1.59	.09	3.27	.19	2.43	2.43	9.35	.56	.47	.75	.00	1.31	.00	.00	3.93
Mana	320	287	277	18.05	10.47	14.44	29.96	.36	1.81	.72	1.81	.00	.36	.00	6.14	4.69	.00	.00	4.69	.00	.72	.00	.00	5.78
Mălăeşti	751	593	568	26.76	22.36	10.92	6.51	7.39	3.70	3.17	1.76	3.17	.18	2.46	1.06	3.35	1.06	.53	.00	.18	.35	1.06	.00	4.05
Mârzaci	439	386	366	35.52	44.81	4.37	2.73	.82	.55	3.01	.55	.27	.82	.00	2.46	.82	.00	.00	.27	.00	.27	.27	.00	2.46
Mârzeşti	595	447	430	16.05	37.91	13.49	10.93	.23	1.86	3.02	1.86	4.42	1.86	2.09	3.26	.00	.00	.70	.70	.00	.00	.23	.00	1.40
Mitoc	1706	1284	1246	12.20	32.34	11.64	25.44	.72	1.52	2.09	.48	2.49	.72	1.28	1.61	3.53	.40	.40	.56	.00	.32	.00	.00	2.25
Morozeni	887	729	699	16.88	21.32	8.58	17.60	.86	5.29	4.29	1.72	11.44	.29	2.00	.72	4.58	.86	.14	.14	.00	.57	.14	.00	2.58
Neculăieuca	942	654	619	25.53	24.39	14.22	13.09	.65	3.23	2.75	1.78	3.23	.65	1.29	1.13	1.94	.48	.16	.00	.16	.32	.16	.48	4.36
Noroceni	290	223	221	.90	26.70	25.34	11.31	7.69	6.79	9.05	4.52	.90	.00	1.81	1.81	.45	.00	.00	.90	.00	.00	.90	.00	.90
Pelivan	1477	1263	1242	31.32	11.19	31.64	6.68	1.13	2.82	2.42	.64	2.50	.48	3.06	1.21	.72	.08	.56	1.37	.00	.08	.08	.08	1.93
Peresecina	5375	4453	4224	5.97	30.30	16.41	12.38	.33	1.47	.80	5.75	1.37	.33	9.23	3.46	1.14	.19	8.24	.21	.00	.88	.02	.00	1.52

Locality name	Registered voters	Participating registered voters	Valid votes cast	PC	DC	FDPM	PDF	DAP	FCA	ADF	PESJ	SDP	SU	SSD	Plugaru Anatol	Botencoc Valeriu	PS	PR	CDU	Cainici Iulius	Frecăţan Grigore	UPL	Renită Valeriu	Other indep. candidates	
Piatra	1841	1319	1285	17.28	20.16	6.30	8.17	3.19	5.06	11.52	2.26	8.17	.62	1.17	3.74	6.38	1.09	.54	.08	.00	.62	.16	.16	3.35	
Podgoreni	718	620	592	31.59	26.52	21.96	5.41	.34	.34	.17	1.18	2.36	.68	.84	.51	.84	.34	.68	.00	.00	.17	.17	.00	5.91	
Pohorniceni	562	499	484	15.70	11.36	14.46	21.49	1.86	11.36	2.89	4.13	6.40	.41	1.24	.62	3.72	.00	.62	.62	.00	.21	.62	.00	2.27	
Pohrebeni	1319	1233	1219	18.54	14.77	24.61	13.04	.66	3.53	3.45	.66	5.99	.90	1.23	7.05	1.97	.00	.25	.49	.00	.41	.00	.25	2.21	
Puţinţei	625	450	428	14.49	17.99	19.16	18.93	.47	7.24	1.64	1.87	3.50	.47	2.34	.93	5.37	.23	.70	.70	.00	.47	.00	.00	3.50	
Sămănanca	458	361	344	48.26	.58	27.91	.87	1.16	4.36	.29	.87	3.20	6.10	1.45	.00	1.74	1.45	.00	.29	.00	.29	.00	.00	1.16	
Selişte	1424	960	931	14.07	36.41	13.64	7.09	.86	6.44	2.04	2.26	3.33	.11	2.36	.97	3.01	.54	.43	.11	.00	.21	.00	.00	6.12	
Sirota	371	354	344	24.13	5.52	56.40	.00	.58	1.74	2.33	1.16	1.16	.29	.00	2.03	.29	.00	.58	.00	.00	.00	.00	.00	.00	3.78
Step-Soci	1430	1000	968	15.08	12.60	11.47	3.41	.21	2.07	1.34	26.34	11.16	.31	2.27	6.61	1.14	.83	.31	.41	.00	2.07	.00	.00	2.38	
Susleni	3576	2826	2738	20.53	29.15	17.60	10.12	.84	8.98	1.83	1.02	1.06	.29	1.83	1.10	1.21	.40	.22	.15	.00	.15	.07	.04	3.43	
Şercani	371	349	334	25.15	11.38	15.27	3.89	.60	.30	14.07	4.79	.00	.60	1.20	.60	2.10	2.10	.00	.00	.00	1.20	.00	.00	16.77	
Tabăra	595	461	454	32.16	24.67	5.07	11.01	1.54	3.52	5.73	.66	3.08	.88	.44	5.95	1.32	.00	.44	.66	.00	.22	.22	.00	2.42	
Târzieni	240	213	206	33.98	25.24	7.77	3.40	7.77	.49	.49	.49	3.88	.00	11.65	.00	.97	.49	.00	.00	.00	.49	.00	.00	2.91	
Teleşeu	952	750	718	15.32	47.35	14.90	8.22	.42	2.37	2.79	.56	1.25	1.25	1.25	.56	.97	.42	.42	.00	.00	.14	.00	.14	1.67	
Trebujeni	1020	896	825	10.42	63.03	7.88	5.94	.73	1.45	2.42	.00	.97	.00	.85	1.82	.48	.61	1.45	.00	.00	.00	.00	.00	1.94	
Văţci	549	466	448	11.83	30.80	5.13	8.48	.45	9.15	3.35	5.36	11.61	.22	1.12	3.57	1.12	.45	.22	.45	.00	1.34	.45	.22	4.69	
Văprova	480	363	352	19.03	33.24	12.22	15.34	1.99	4.55	1.42	1.14	.85	.00	.85	1.14	3.13	1.70	.57	.00	.00	.57	.00	.00	2.27	
Vâscăuţi	915	790	757	15.72	23.25	21.93	15.59	1.45	.79	2.11	4.62	3.70	1.72	.13	2.77	2.64	.13	.26	.40	.00	.40	.13	.13	2.11	
Voroteţ	799	650	630	14.29	10.16	7.78	1.27	1.75	.32	.63	1.75	57.62	.32	1.43	.00	.79	.00	.32	.00	.00	.16	.00	.00	1.43	
Zorile	1020	732	704	22.59	25.28	19.32	6.82	1.56	4.12	3.55	.99	2.13	.14	1.28	1.99	3.69	.28	.71	.14	.00	.28	.28	.14	4.69	

Locality name	Registered voters	Participating registered voters	Valid votes cast	PC	DC	FDPM	PDF	DAP	FCA	ADF	PESJ	SDP	SU	SSD	Plugaru Anatol	Bolcenco Valeriu	PS	PR	CDU	Calinic Iulius	Frecăţan Grigore	UPL	Renţă Valeriu	Other Indep. candidates	
RÂŞCANI																									
Râşcani	7745	5826	5736	47.14	6.68	19.77	7.88	1.64	4.08	.40	.65	2.28	.82	2.49	.45	1.76	.17	.21	.94	.28	.30	.03	.02	2.02	
Alexăndreşti	452	425	401	40.15	12.47	28.93	4.74	3.74	.25	.25	.75	2.74	.75	.50	1.25	.50	.25	.25	.00	.00	.25	.00	.00	.00	2.24
Aluniş	1413	853	830	33.01	11.45	6.39	8.92	1.81	4.82	13.37	6.39	8.07	.48	.60	1.45	1.08	.60	.00	.00	.00	.72	.00	.00	.00	.84
Avrămeni	408	326	301	18.60	13.29	23.92	9.97	4.32	.33	2.33	10.63	5.32	1.33	.00	1.33	.00	1.33	.00	.00	.00	2.99	.33	.00	.00	3.99
Balabanul Nou	251	231	219	60.73	1.83	15.07	1.83	.00	2.28	.00	.46	.00	3.20	7.31	.00	4.11	.00	.00	.00	.00	1.37	.46	.00	.00	1.37
Borosenii Noi	1355	1178	1160	11.12	6.90	31.21	6.72	1.03	2.50	.69	1.29	.86	.78	1.03	.34	.26	.43	.09	.17	.09	.26	.17	.43	33.62	
Branişte	404	365	351	7.69	11.68	12.25	26.21	5.13	1.42	1.14	17.66	1.99	.57	.85	2.85	.00	1.42	.57	.28	.00	1.71	.00	.00	.00	6.55
Bulhac	189	178	168	60.12	.60	22.62	.00	1.19	1.79	.00	4.17	7.14	.60	.00	.00	.00	.60	.00	.00	.00	.00	.00	.00	.00	1.19
Cepăria	185	175	173	72.83	.58	9.83	4.62	.00	.00	.00	2.31	1.73	1.73	4.62	.00	.00	.58	.00	.00	.00	.58	.00	.00	.00	.58
Ciubara	357	360	355	83.38	.28	4.23	.56	1.13	.28	.00	1.13	6.20	.56	1.69	.00	.00	.28	.00	.00	.00	.00	.00	.00	.00	.28
Corlăţeni	3691	2841	2731	9.04	15.89	12.52	24.75	10.62	2.78	3.00	.51	1.35	.48	1.14	1.76	1.35	.15	.59	.81	9.08	.18	.44	.22	3.33	
Costeşti	1729	1349	1325	40.53	10.26	26.79	2.87	3.47	3.32	1.28	.60	3.70	1.43	1.66	.83	1.13	.30	.15	.53	.15	.15	.08	.08	.08	.68
Cuculeţii Vechi	316	281	278	43.53	6.83	33.09	5.04	.36	.72	.72	.00	4.32	.36	.00	1.08	.00	.00	.00	.72	.00	.00	.00	.00	.00	3.24
Dămăşcani	274	260	251	14.74	51.00	6.37	3.98	1.99	1.20	1.20	6.37	3.59	.40	.40	.80	.00	2.79	.00	.00	.00	2.39	.40	.00	.00	2.39
Druţa	618	562	557	8.08	7.00	43.99	15.62	2.33	1.26	.36	.72	8.98	1.44	3.23	1.08	1.62	.00	.54	.00	.36	.54	.18	.18	.00	2.51
Dumeni	168	157	150	22.67	46.67	9.33	4.67	1.33	.00	.00	4.00	3.33	.00	2.67	.67	.67	.00	1.33	.00	.00	1.33	.00	.67	.67	
Duruitoarea	389	363	349	40.69	10.32	19.48	3.72	15.19	.86	1.72	.00	.29	1.43	1.72	1.15	.29	.00	.29	1.15	.00	.57	.00	.29	.86	
Duruitoarea Nouă	663	623	594	45.96	11.28	23.40	3.70	.84	1.18	1.52	.84	3.37	.84	2.02	.34	.51	.00	.00	.84	.00	.51	.51	.00	.00	2.36
Gălăşeni	852	685	669	17.04	35.13	14.20	11.66	.90	.15	.60	11.96	2.24	.00	.90	.60	.00	.75	.15	.90	.00	.30	.00	.00	.00	2.54
Grinăuţi	861	778	757	15.19	4.62	13.21	13.21	3.70	37.91	.53	.40	2.11	2.25	.00	.92	.26	.26	.40	.79	1.98	.79	.00	.13	1.32	

Locality name	Registered voters	Participating registered voters	Valid votes cast	PC	DC	FDPM	PDF	DAP	FCA	ADF	PESJ	SDP	SU	SSD	Plugaru Anatol	Boicenco Valeriu	PS	PR	CDU	Calinici Iulius	Frecăuțan Grigore	UPL	Renită Valeriu	Other indep. candidates	
Hîliuți	1883	1740	1682	19.80	4.70	40.37	18.91	.95	3.86	.59	.71	3.45	.71	.48	.65	.54	.42	.59	1.31	.12	.30	.06	.00	1.49	
Horodiște	657	625	607	7.41	14.33	33.28	15.65	2.31	.66	.16	2.31	16.97	.66	.82	.66	.82	.49	.16	.49	.00	.33	.00	.00	2.47	
Lupăria	202	174	171	71.93	1.17	2.34	1.17	6.43	1.75	.00	2.34	.58	.58	.00	.00	.00	1.17	.00	.00	.00	.00	2.34	.00	8.19	
Malinovscoe	997	793	759	67.46	.79	1.45	1.19	5.14	3.95	.13	.13	1.05	.53	1.19	.00	.53	.13	.00	.26	.00	.00	.26	.00	15.81	
Mălăiești	567	507	485	24.74	15.88	18.35	14.02	2.27	4.12	4.33	5.36	3.30	1.24	.62	.21	.21	1.44	.21	.00	.00	.62	.21	.00	2.89	
Mihăileni	3445	2513	2387	23.08	25.89	19.94	7.33	3.69	.88	2.60	3.48	2.14	.67	1.05	1.17	.63	.67	1.34	.34	.00	.59	.25	.13	4.15	
Mihăilenii Noi	180	172	171	81.87	1.75	7.02	.00	.00	.00	.00	.00	9.36	.00	.00	.00	.00	.00	.00	.00	.00	.00	.00	.00	.00	
Moșeni	546	516	496	6.25	19.76	7.66	47.18	.40	.20	.81	.40	1.01	.20	.20	2.42	.00	.00	.00	.81	.20	1.01	.00	.00	11.49	
Nihoreni	2383	2062	2019	68.99	1.49	16.05	2.18	.99	3.32	.15	.30	2.82	.59	1.93	.00	.20	.20	.00	.15	.05	.05	.10	.10	.35	
Păscăuți	735	703	697	71.16	2.01	10.19	.72	.72	1.43	.14	2.58	1.58	.29	1.29	.00	.29	6.46	.00	.14	.00	.14	.29	.00	.57	
Pârjota	1369	1084	1038	21.87	6.17	18.40	22.16	4.53	1.45	2.02	8.57	3.08	1.25	1.54	1.06	1.35	.77	.29	.10	.19	1.16	.00	.00	4.05	
Pelinia	5818	4295	4121	13.95	23.49	19.27	24.19	1.31	.87	4.42	.61	1.31	.66	.58	3.28	.90	.29	.75	.32	.05	.29	.27	.05	3.15	
Petrușeni	931	852	829	7.24	25.21	16.65	5.19	2.17	10.62	.36	20.27	3.38	.12	.48	.48	.60	2.29	.60	.00	.00	2.05	.00	.00	2.29	
Pociumbăuți	349	340	334	3.89	35.63	25.45	12.57	.30	.90	.90	5.69	1.80	.90	.90	1.20	.00	.30	.60	.60	.60	.60	.30	.00	.00	7.49
Pociumbeni	695	641	631	10.30	16.01	36.77	13.31	.32	.48	.95	.48	4.12	.63	.79	2.06	.32	.00	.95	.48	2.22	.79	.48	.16	8.40	
Răcăria	1171	1058	1038	50.10	4.34	23.12	1.45	1.54	1.06	.39	3.76	2.89	1.35	5.97	.00	2.50	.48	.00	.87	.00	.00	.10	.00	.10	
Rămăzan	499	426	409	76.53	.73	11.49	.00	.49	1.71	.00	.49	3.67	1.96	.24	.24	.49	.24	.00	.00	.00	.49	.24	.00	.98	
Recea	1874	1458	1416	8.76	14.34	25.21	16.03	1.91	2.47	5.44	6.43	3.25	1.27	1.48	7.49	.42	1.62	.07	.71	.00	.64	.14	.00	2.33	
Reteni	329	299	292	19.18	27.74	8.56	14.04	.68	.68	1.37	16.10	2.40	1.03	1.71	.00	.00	1.03	.00	.00	.00	2.05	.00	.00	3.42	
Singureni	1095	783	750	28.27	9.20	13.20	13.87	12.27	2.53	1.33	1.20	1.33	1.47	.27	1.60	1.60	.00	.00	7.20	1.60	.27	.40	.00	2.40	
Slobozia-Recea	142	123	121	14.88	4.13	61.98	4.13	.00	5.79	2.48	.00	.00	.83	.00	1.65	.00	1.65	.00	.00	.00	.83	.83	.00	.83	

Locality name	Registered voters	Participating registered voters	Valid votes cast	PC	DC	FDPM	PDF	DAP	FCA	ADF	PESJ	SDP	SU	SSD	Plugaru Anatol	Boicenco Valeriu	PS	PR	CDU	Calinici Iulius	Frecăuțan Grigore	UPL	Renița Valeriu	Other indep. candidates		
Sturzeni	1002	849	834	28.18	9.23	27.34	9.11	.84	.12	1.80	1.20	11.51	.48	5.64	1.56	.00	.00	.24	.48	.00	.00	.12	.00	2.16		
Sverdiac	488	437	420	47.62	1.43	25.71	8.81	.24	.71	.00	2.14	4.05	3.81	.24	1.43	.24	.24	.00	.24	.00	.24	1.19	.00	1.67		
Șaptebani	1396	1302	1254	43.22	6.06	17.54	5.10	.48	12.04	.32	3.59	2.47	.88	1.04	1.20	.48	.16	.32	3.03	.00	.40	.08	.00	1.59		
Știubeieni	327	297	295	38.98	1.36	16.95	.68	.68	.34	.00	3.73	25.42	.34	.68	.00	.00	4.41	.00	5.08	.00	.00	.00	.34	1.02		
Șumna	107	104	103	63.11	2.91	5.83	.97	.97	2.91	.00	4.85	1.94	1.94	10.68	.00	.00	1.94	.00	.97	.00	.00	.00	.00	.97		
Ușurei	378	378	370	80.00	.81	8.92	1.08	.00	1.08	.27	.00	1.89	.81	.00	.00	.27	.00	.00	.00	.00	3.51	.27	.00	1.08		
Vasileuți	1043	927	925	77.73	.76	3.57	.32	.65	.86	.00	1.30	2.27	.22	4.65	.11	.76	.76	.00	2.49	.00	.00	.32	.00	3.24		
Vărătic	1666	1510	1485	25.72	6.40	39.80	4.18	.67	2.15	1.68	.67	3.97	.74	.88	2.49	.88	.13	.20	.54	.47	4.65	.47	.27	3.03		
Zăicani	2533	2095	2044	17.66	14.19	22.36	5.09	2.05	2.05	.59	8.71	2.40	.29	.93	.93	1.13	.10	.24	.29	17.27	1.17	.00	.00	2.54		
REZINA																										
Rezina	7570	5638	5450	27.94	34.55	16.68	3.27	1.49	3.30	1.30	1.25	.83	1.23	3.54	.66	.48	.46	.29	.33	.00	.22	.15	.04	2.00		
Boșernița	313	250	236	29.66	47.03	10.17	3.39	1.69	1.27	.00	.00	.42	1.27	.42	.00	.42	.42	.42	.00	.00	.85	.00	.00	2.54		
Buciușca	217	208	199	5.53	55.78	11.06	3.52	.50	5.53	.00	1.51	1.01	1.01	7.54	.00	2.01	.00	.00	.00	.00	2.51	.00	.00	2.51		
Bușăuca	783	587	562	15.48	14.06	26.87	7.12	8.72	6.41	.71	11.21	1.60	1.42	1.07	.36	1.42	.00	.36	.00	.00	1.42	.36	.00	1.42		
Cineșeuți	2246	1441	1381	46.71	5.43	24.40	4.34	4.27	3.98	.65	1.52	3.77	1.30	.72	.43	.43	.36	.07	.14	.00	.14	.51	.00	.80		
Ciorna	929	659	613	13.87	44.86	19.58	5.06	1.96	1.79	.00	1.79	1.79	1.79	1.31	.00	.82	.65	.16	.16	.00	.65	.65	.00	3.10		
Cogâlniceni	367	303	291	20.62	31.62	10.65	3.78	6.87	2.06	2.06	11.34	1.03	.34	.00	.69	1.03	.34	.34	.34	.00	3.44	.34	.00	3.09		
Cuizăuca	1018	857	830	6.87	46.27	12.77	2.53	2.53	1.08	.24	18.67	.48	.60	.60	.12	1.08	.60	.36	.36	.00	2.41	.24	.24	1.93		
Echimăuți	1707	1097	1034	19.05	28.92	21.95	5.03	2.90	6.09	3.48	1.74	1.84	.58	1.06	.87	1.26	.19	.10	.58	.00	.39	.10	.19	3.68		
Ghiduleni	658	597	578	3.63	49.13	29.24	3.11	3.11	.17	1.90	2.25	.00	1.56	.35	.52	.35	.69	.17	.00	.00	.35	.00	.35	3.11		
Gordinești	788	672	645	8.53	35.19	17.83	8.53	10.08	2.02	.78	5.12	.16	.47	.93	.78	.16	1.09	.47	1.55	.00	1.24	1.55	.00	3.57		

Locality name	Registered voters	Participating registered voters	Valid votes cast	PC	DC	FDPM	PDF	DAP	FCA	ADF	PESJ	SDP	SU	SSD	Plugaru Anatol	Boicenco Valeriu	PS	PR	CDU	Calinici Iulius	Frecăţan Grigore	UPL	Roniţă Valeriu	Other indep. candidates
Horodişte	604	546	501	14.37	23.15	21.16	2.20	17.96	1.20	2.00	1.00	1.20	.80	.80	1.40	.60	1.40	.80	.20	.00	1.40	.80	.00	7.58
Ignăţei	1839	1573	1535	7.43	11.01	22.28	4.69	39.41	.26	4.36	2.48	.65	.39	.52	.52	1.04	.07	.72	.33	.00	.91	.85	.00	2.08
Lalova	799	733	707	16.27	26.17	30.41	9.62	.85	1.70	.28	3.39	1.27	.71	.99	2.12	.71	.99	.42	.14	.00	.00	.28	.00	3.68
Lipceni	420	410	399	23.31	27.07	19.30	11.78	.75	4.26	3.76	.50	1.00	.75	3.26	.50	.50	.00	.00	.25	.00	.00	.50	.00	2.51
Mateuţi	1544	1288	1244	14.23	41.72	29.58	2.49	.64	.56	2.57	.96	.64	.64	1.05	.48	.80	.08	.16	.16	.00	.24	.32	.00	2.65
Meşeni	632	490	469	5.54	8.96	27.08	.00	33.48	1.07	.43	9.38	4.90	.64	1.07	.21	.64	.43	.00	.21	.00	1.92	.85	.00	3.20
Mincenii de Jos	276	250	240	29.17	22.08	18.75	3.75	7.92	1.67	3.75	.42	.00	.42	.00	.42	3.75	.42	.00	.00	.00	.83	1.67	.00	5.00
Mincenii de Sus	234	190	179	11.73	46.37	11.73	3.35	12.29	2.79	1.68	2.79	.56	.00	.00	1.68	.00	.00	.56	1.12	.00	.00	.56	.00	2.79
Otac	428	368	353	10.20	26.06	29.75	4.53	.85	1.70	1.70	5.95	2.55	1.98	.28	1.13	1.70	.85	1.42	.00	.00	.28	.28	.00	8.78
Păpăuţi	1146	833	801	8.86	18.73	18.98	5.37	1.00	38.08	.37	2.12	.50	.37	1.37	.12	.00	.00	.00	.12	.12	.75	.25	.00	2.87
Pecişte	1320	994	931	24.17	17.51	17.08	3.44	14.82	2.26	1.18	5.26	.54	.97	2.58	1.93	.75	.86	.32	.43	.00	1.18	.43	1.18	3.11
Pereni	416	382	364	16.48	32.42	30.22	2.20	3.85	1.65	4.40	1.65	.00	.55	1.37	.00	.27	.82	1.92	.27	.00	.27	.00	.00	1.65
Piscăreşti	337	237	224	10.27	34.82	30.36	8.48	5.80	.45	.89	1.34	.45	2.23	.00	.00	.89	.00	.00	.00	.00	.00	1.34	.00	2.68
Pripiceni	821	779	738	2.85	29.00	5.28	4.47	49.59	.68	1.08	.41	.00	.27	.81	.41	.00	.00	.00	.14	.00	.14	.41	.00	4.47
Roşcani	145	129	124	11.29	6.45	43.55	1.61	6.45	.00	.81	4.84	.00	.00	.00	.00	.81	3.23	17.74	.00	.00	.00	.00	.00	3.23
Saharna	310	291	282	15.25	54.61	8.87	2.48	1.77	2.48	.71	2.48	4.96	1.06	3.55	.00	.00	.71	.00	.00	.00	.35	.71	.00	.00
Saharna Nouă	703	624	596	15.27	54.03	8.89	3.52	1.85	1.85	1.01	3.19	2.18	.00	1.85	.84	1.85	.67	.17	.50	.00	.17	.00	.00	2.18
Sârcova	1342	940	906	56.95	8.28	11.26	4.86	.77	.99	1.43	2.43	2.54	.22	.55	.88	3.86	.88	.11	.33	.00	.66	.44	.00	2.54
Slobozia-Gorodişte	421	355	334	26.05	19.16	19.76	5.39	9.58	.60	2.99	1.20	.30	.60	2.99	1.50	1.20	1.20	1.50	.30	.00	.60	.60	.30	4.19
Solonceni	832	542	506	13.83	28.26	16.01	6.92	11.86	1.78	4.35	5.34	1.19	1.98	3.16	.79	2.17	.99	.00	.00	.00	.00	.40	.00	.99
Stohnaia	831	657	603	12.44	58.54	11.77	3.98	1.16	1.16	1.00	1.00	.83	1.00	3.65	.50	.17	.66	.50	.17	.00	.33	.17	.00	1.00

Locality name	Registered voters	Participating registered voters	Valid votes cast	PC	DC	FDPM	PDF	DAP	FCA	ADF	PESJ	SDP	SU	SSD	Plugaru Anatol	Bolcenco Valeriu	PS	PR	CDU	Calinici Iulius	Frecăujan Grigore	UPL	Reșiță Valeriu	Other indep. candidates
Clișcăuți	127	105	96	17.71	.00	56.25	3.13	5.21	1.04	1.04	2.08	2.08	3.13	.00	.00	1.04	.00	.00	2.08	.00	.00	.00	.00	5.21
Cooda Iazului	257	226	221	38.91	.00	42.08	.00	.90	5.43	.00	.45	5.88	1.81	.90	.00	.90	.00	.00	.00	.45	.00	.90	.00	1.36
Copăceni	1650	1411	1402	9.49	22.97	8.56	35.24	.50	1.00	4.99	1.85	7.28	.50	.43	1.85	1.85	.14	.14	.57	.00	.14	.00	.00	2.50
Coșcodeni	690	535	503	16.10	18.89	19.68	11.53	6.76	1.59	2.98	.80	7.75	.00	.80	.40	6.76	.00	1.39	.00	.40	.40	1.19	.00	2.58
Cotiușeni Mici	767	690	670	21.19	24.33	24.03	5.97	2.24	1.94	.30	.30	4.93	1.04	1.19	1.49	1.34	.60	.60	.45	.00	.30	.45	.00	7.31
Cubolta	1583	1064	1026	41.81	18.62	11.40	7.31	1.75	2.14	1.46	.39	9.36	.29	.58	.49	1.27	.19	.39	.10	.19	.00	.10	.00	2.14
Dobrogea Veche	1362	926	887	34.27	1.69	4.06	1.80	1.92	2.93	.34	.34	2.71	2.14	.23	.11	.45	3.83	.11	.11	.00	.00	.00	.00	42.95
Drăgănești	1820	1461	1412	14.52	13.39	36.61	17.42	.28	.85	.28	.71	6.37	.50	.50	.42	.42	.21	.42	.14	.00	.35	.00	.28	6.30
Dumbrăvița	1182	1061	1030	20.49	12.52	21.75	14.85	2.82	.49	1.36	3.20	9.22	1.46	1.17	2.52	.97	.78	.87	.58	.00	.78	.10	.19	3.88
Flămânzeni	910	770	743	13.73	30.82	14.80	17.90	3.77	.27	1.48	2.15	5.38	.40	1.48	1.88	2.15	.27	.81	.40	.13	.00	.13	.00	2.02
Grigorauca	1106	887	871	42.59	7.92	26.64	5.74	4.59	3.44	.11	.23	3.67	2.18	.34	.34	.23	.11	.00	.11	.00	.11	.11	.00	1.49
Grigorești	900	630	608	23.68	11.84	13.98	13.82	1.32	2.63	.49	2.14	5.43	.33	1.32	3.13	.16	.00	.33	12.50	.00	.82	.00	.00	6.09
Gura-Oituz	100	95	95	7.37	.00	66.32	2.11	4.21	.00	.00	.00	1.05	.00	.00	.00	.00	.00	.00	.00	.00	.00	.00	.00	18.95
Heciul Nou	1533	1069	1025	17.66	8.59	37.56	13.37	1.46	2.73	1.95	.68	4.49	1.66	.00	.78	1.17	.29	.59	.00	.00	.10	.10	.00	6.83
Heciul Vechi	1143	835	787	17.92	13.09	29.86	25.67	.64	4.83	.38	.13	.64	.76	.89	.38	1.02	.51	.38	.38	.00	.51	.00	.13	1.91
Iezărenii Vechi	1061	855	834	14.39	5.16	59.83	8.03	1.20	.96	.24	1.08	3.00	.60	.60	1.08	.24	.00	.84	.00	.00	.24	.00	.00	2.52
Izvoare	330	312	310	13.23	.97	72.26	2.58	.65	2.90	.00	.32	1.94	.32	.32	.00	.00	.97	.32	.32	.00	.00	.00	.00	2.90
Lipovanca	110	113	113	39.82	3.54	1.77	1.77	41.59	2.65	.00	.00	.00	2.65	.88	.00	.00	4.42	.00	.00	.00	.00	.00	.00	.88
Mărinești	659	615	601	10.82	3.33	19.63	28.45	.17	3.99	.67	1.33	2.66	.67	.33	1.16	.33	.33	.17	.00	.00	.17	.33	.00	25.46
Mândreștii Noi	631	614	597	19.43	16.75	18.76	6.87	2.01	12.06	2.01	.34	2.68	.17	.67	5.19	.17	.34	1.01	.67	.00	.17	.34	.00	10.39
Mihailovca	646	572	555	42.52	.54	15.32	9.73	16.22	3.60	.00	.18	2.88	1.26	.00	1.26	.72	.00	.00	.00	.00	.36	.00	.00	5.41

Locality name	Registered voters	Participating registered voters	Valid votes cast	PC	DC	FDPM	PDF	DAP	FCA	ADF	PESJ	SDP	SU	SSD	Plugaru Anatol	Boicenco Valeriu	PS	PR	CDU	Calinici Iulius	Frecăţan Grigore	UPL	Renţă Valeriu	Other indep. candidates	
Nicolaevca	263	249	244	73.77	15.16	6.97	.00	.00	.41	.00	.00	.82	1.64	.41	.00	.00	.00	.41	.00	.00	.00	.00	.00	.41	
Octeabriscoe	436	305	291	61.51	2.41	10.65	1.37	2.75	10.31	.00	1.37	2.75	2.06	.34	.34	.00	2.41	.00	.00	.00	.00	.00	.00	.00	1.72
Pepeni	3204	2300	2254	19.61	7.50	25.07	14.91	1.11	9.76	1.64	1.51	5.01	.93	.44	4.26	1.60	.13	2.09	.53	.00	.35	.00	.04	3.50	
Petropavlovca	229	225	215	53.49	.47	12.56	9.77	15.35	3.26	.00	.00	1.86	1.86	.93	.00	.00	.00	.00	.00	.00	.00	.47	.00	.00	
Petrovca	607	586	579	23.83	5.01	36.79	16.93	.86	.69	.17	1.04	7.25	.69	.86	.52	.00	.00	.00	.17	.00	1.21	.00	.00	3.97	
Prepeliţa	1671	1438	1377	6.46	9.15	24.47	22.37	.80	.58	1.16	1.31	23.82	.65	.87	1.53	1.38	.36	.36	.44	.00	.00	.00	.51	3.78	
Rădoaia	3522	2494	2349	12.52	4.26	20.99	17.20	6.81	1.53	.85	6.09	6.43	.21	.72	5.24	1.58	.13	.51	.81	.00	.47	.30	.09	13.28	
Răzălăi	524	396	378	23.02	11.38	30.95	15.08	2.12	7.14	.79	.26	1.85	1.06	.26	2.91	.00	.26	.26	.00	.00	.26	.53	.00	1.85	
Sacarovca	216	207	201	62.19	2.99	22.39	.00	.00	1.00	.50	.00	1.00	1.49	.00	.00	.00	3.48	.50	.50	.00	.00	.00	.00	3.98	
Sângereii Noi	1716	1375	1350	8.44	3.41	12.59	9.93	.37	2.15	.30	.67	2.00	.30	.00	.37	.00	.37	.00	.07	.00	.22	.22	.00	58.59	
Slobozia-Măgura	324	293	281	58.36	7.12	5.34	8.19	2.14	.36	.00	.71	12.46	.00	.00	.71	.71	.71	.00	.00	.00	1.07	.71	.00	1.42	
Slobozia-Chişcăreni	795	656	636	71.86	4.25	15.25	.94	1.10	.79	.31	1.26	.31	1.57	.31	.00	.16	.16	.00	.16	.16	.31	.00	.00	1.10	
Sloveanca	427	382	375	6.67	24.27	17.33	9.60	1.60	2.93	.00	1.33	6.93	.27	.53	4.53	1.87	.00	.00	.27	.00	.27	.53	.27	20.80	
Tăura Nouă	205	199	198	68.18	6.06	16.67	5.05	1.01	.51	.00	.00	.51	.00	.51	.00	.00	.51	.00	1.01	.00	.00	.00	.00	.00	
Tăura Veche	371	355	341	81.82	1.17	7.04	1.17	.00	.59	.00	.00	4.99	.29	.29	.29	.00	.00	.29	.00	.00	.00	.29	.00	1.76	
Trifăneşti	362	323	320	7.50	11.88	13.13	13.44	.94	.00	1.25	2.19	2.19	.00	.94	3.13	.00	1.88	.00	.94	.00	.31	.63	.31	39.38	
Țambula	493	364	354	50.28	.56	8.19	1.98	2.54	21.75	.00	.00	7.06	1.98	2.54	.28	.00	.56	.00	.28	.00	.00	.00	.00	1.98	
Țipleşti	647	503	485	14.64	17.53	5.98	34.43	1.86	1.24	.62	.41	2.89	.41	.62	1.86	.21	.62	.00	.82	.00	.41	.21	.00	15.26	
Țăpoteşti	718	626	616	11.85	11.20	8.44	31.98	.32	25.49	.00	.49	.81	1.14	.32	.65	.65	.32	.65	.49	.00	.49	.16	.00	4.55	
Valea Norocului	248	234	225	30.22	.00	51.56	2.22	.44	5.33	.44	.89	3.56	1.33	.00	.44	.44	.00	.44	.00	.00	.00	.00	.00	2.67	
Vrăneşti	422	370	355	26.48	8.73	15.49	3.66	34.65	2.54	.00	.00	3.38	1.97	.28	.56	.00	.00	.56	.28	.00	.00	.28	.00	1.13	

Locality name	Registered voters	Participating registered voters	Valid votes cast	PC	DC	FDPM	PDF	DAP	FCA	ADF	PESJ	SDP	SU	SSD	Plugaru Anatol	Bolencu Valeriu	PS	PR	CDU	Calinici Iulius	Frecăujan Grigore	UPL	Rență Valeriu	Other indep. candidates
SOROCA																								
Soroca	18716	13713	13453	44.13	11.90	13.85	10.01	.60	6.74	2.71	1.32	1.65	.46	1.37	1.72	.38	.55	.31	.16	.02	.15	.10	.23	1.65
Alexandru cel Bun	418	308	298	18.12	20.47	17.11	5.03	1.34	10.40	1.34	11.41	2.01	.34	.34	4.36	1.01	.67	1.68	.00	.00	1.34	.00	.34	2.68
Balinți	309	278	266	80.08	.38	13.53	.00	.00	2.26	.38	1.50	.00	.38	.00	.00	.00	.00	.00	.00	.00	.38	.75	.00	.38
Bădiceni	2017	1668	1623	18.30	6.10	54.41	7.83	.43	1.66	.62	2.09	.68	1.29	.37	1.79	.55	.06	.80	.37	.00	.62	.00	.06	1.97
Băxani	815	807	757	35.40	15.98	11.76	14.00	.40	3.30	1.19	1.59	1.85	.00	.53	2.51	.26	.53	.00	.00	.00	1.98	.26	.00	8.45
Bulboci	1421	1222	1187	18.28	36.14	15.75	11.37	.25	4.21	1.35	2.19	.67	.17	.67	1.94	.84	.25	.76	.34	.17	.67	.08	.25	3.62
Bulbocii Noi	236	235	232	12.07	31.47	24.57	12.07	.86	4.74	5.17	.86	.86	.00	2.16	2.59	.43	.43	.00	.00	.00	.00	.00	.00	1.72
Căinari Vechi	2557	1858	1782	53.65	7.07	18.69	6.23	.67	3.93	1.35	2.92	.39	.95	.90	.51	.22	.17	.17	.06	.06	.34	.06	.17	1.52
Cosăuți	1972	1271	1208	30.30	14.32	19.29	22.76	1.08	5.22	1.49	.25	.17	.25	.41	.99	.00	.17	.17	.08	.00	.25	.25	.17	2.40
Cremenciug	480	418	411	40.39	10.22	25.30	5.84	.97	3.41	1.46	1.70	.97	.73	1.22	.24	.00	.00	.24	.00	.00	.97	.49	.00	5.84
Cureșnița	437	392	382	27.23	6.54	21.99	24.35	.52	3.14	5.76	1.31	1.83	1.05	.26	.52	.26	.00	1.57	.26	.00	.00	.00	.00	3.40
Cureșnița Nouă	222	238	232	36.21	21.12	6.47	3.02	.00	23.71	2.59	4.74	.86	.00	.00	.00	.00	.00	.00	.00	.00	.43	.00	.00	.86
Dărcăuți	1153	936	913	41.07	14.46	16.98	7.89	.55	2.63	2.08	2.74	.33	.99	.55	2.85	.66	.33	.00	.00	.00	.99	.11	.33	4.49
Dubna	700	678	657	10.81	23.59	31.66	17.81	1.22	4.87	2.44	1.07	.15	.46	1.52	.61	.00	.30	.00	.00	.00	1.07	.15	.00	2.28
Dumbrăveni	290	284	277	30.69	12.27	31.05	5.05	.36	3.97	.72	6.86	.72	1.81	.00	.72	.00	.72	.00	.00	.00	1.81	.00	.36	2.89
Egoreni	744	612	597	12.23	4.86	8.71	32.33	.34	31.49	.67	1.84	.50	.34	.67	1.34	.17	.84	.34	.17	.00	.84	.00	.67	1.68
Florieni	149	130	124	67.74	8.06	4.84	2.42	4.03	4.84	.81	2.42	.00	.00	.00	.81	.00	1.61	.00	.00	.00	.81	.81	.00	.81
Grigorăuca	138	132	132	19.70	6.82	50.76	2.27	.76	4.55	.00	.00	.76	2.27	.00	.00	.00	.76	.00	.00	.00	.76	.00	.00	10.61
Holoșnița	800	637	615	27.80	7.32	23.58	20.00	1.14	3.41	1.95	3.58	3.41	.49	1.30	.49	.65	1.14	.00	.16	.00	.49	.16	.16	2.76
Hristici	930	705	688	29.22	11.77	4.22	22.82	.44	6.25	15.41	1.02	.29	.29	.15	2.03	1.45	.44	.58	.29	.00	.44	.87	.00	2.03

Locality name	Registered voters	Participating registered voters	Valid votes cast	PC	DC	FDPM	PDF	DAP	FCA	ADF	PESJ	SDP	SU	SSD	Plugaru Anatol	Boicenco Valeriu	PS	PR	CDU	Calinici Iulius	Frecaujan Grigore	UPL	Renita Valeriu	Other indep. candidates
Iarova	596	544	536	43.66	3.54	41.23	1.49	.19	4.66	.75	.00	1.68	.93	.00	.00	.00	.00	.00	.00	.00	.19	.00	.00	1.68
Iorjnița	511	431	406	50.99	11.08	9.61	17.49	.74	1.97	1.23	1.23	.49	.49	.25	1.97	.00	.49	.25	.49	.00	.00	.00	.00	1.23
Lugovoie	116	117	115	23.48	3.48	53.91	7.83	.00	.87	.87	5.22	.00	.00	.00	.00	.87	.87	.00	.00	.00	1.74	.00	.00	.87
Mălcăuți	190	179	176	9.09	45.45	15.91	7.95	.57	1.70	6.82	5.11	.00	.00	.00	2.27	1.14	.00	.57	.00	.00	.00	.57	.00	2.84
Oclanda	558	535	527	80.27	.57	12.90	.00	.38	.76	.00	.38	.00	.76	2.85	.00	.00	.38	.00	.00	.00	.00	.38	.00	.38
Ocolina	754	703	682	11.44	19.94	17.01	26.83	.44	3.96	2.79	2.35	1.17	.73	.15	1.32	.29	.88	1.61	.29	.00	2.20	.29	.00	6.30
Parcani	804	649	619	29.08	12.76	33.93	12.44	.32	2.75	.81	.97	.32	.32	.32	1.45	.48	.65	.97	.32	.00	.00	.00	.65	1.45
Pârlița	396	381	372	15.05	7.80	31.72	16.13	.00	14.78	1.08	2.15	3.23	1.08	1.08	.00	.00	.81	.81	.54	.00	1.08	.00	.27	2.42
Racovăț	2403	1884	1814	21.72	17.92	36.33	6.34	.17	4.91	2.54	1.10	1.43	.88	.99	1.54	.55	.11	1.43	.17	.06	.11	.06	.00	1.65
Redi-Cereșnovăț	774	669	642	35.05	19.00	12.93	15.26	.16	4.21	2.34	1.09	.62	.78	.31	2.65	.78	.16	.47	.93	.00	.16	.16	.16	2.80
Regina Maria	373	360	357	19.61	14.29	34.17	16.81	.84	.84	1.40	3.08	.28	1.40	.00	3.08	.28	.28	1.12	.00	.00	.00	.00	.00	2.52
Rublenița	2321	1678	1629	43.28	10.01	7.18	24.86	.61	4.73	1.41	1.23	.37	.00	.43	1.35	.43	.49	.80	.25	.06	.06	.00	.25	2.21
Rublenița Nouă	107	104	99	34.34	7.07	13.13	15.15	.00	12.12	.00	7.07	.00	.00	.00	2.02	.00	4.04	3.03	.00	.00	2.02	.00	.00	.00
Ruslanovca	355	324	310	33.87	2.26	51.29	1.94	.32	2.26	1.29	1.29	.00	.65	.00	.97	.65	.65	.32	.32	.00	.32	.65	.00	.97
Schinieni	965	872	851	22.68	8.11	45.71	5.29	.47	2.94	.59	2.12	.71	.94	.59	2.59	2.23	.24	.12	.35	.12	.82	.12	.12	3.17
Slobozia-Cremene	1002	873	812	17.73	26.35	34.24	6.03	1.11	3.08	.25	1.72	1.48	.74	1.23	1.60	.00	.00	1.23	.00	.00	.25	.37	.37	2.22
Slobozia-Vărăncău	578	497	480	7.50	33.54	17.92	17.29	.42	8.96	.00	2.29	.21	.21	1.04	5.21	1.04	.21	1.46	.83	.00	.21	.00	.00	1.67
Sobari	276	258	242	5.37	21.90	6.20	4.13	.00	48.76	.83	1.65	2.48	.00	1.24	.00	1.24	.83	.00	.00	.00	.41	.00	.00	4.96
Soloneț	481	423	416	9.38	30.29	23.08	5.29	.72	9.86	2.40	6.97	.48	.96	1.20	2.88	.00	.96	.24	.96	.00	1.68	.00	.00	2.64
Stoicani	680	607	588	35.71	9.01	28.57	8.33	.51	4.42	2.21	4.25	1.87	.68	.00	.85	.34	.17	1.19	.34	.00	.51	.17	.00	.85
Șeptelici	810	709	679	61.71	3.83	14.87	4.57	1.03	1.91	2.21	2.80	.15	.44	.15	.74	.15	.15	.44	.15	.00	1.03	.00	.00	3.68

Locality name	Registered voters	Participating registered voters	Valid votes cast	PC	DC	FDPM	PDF	DAP	FCA	ADF	PESJ	SDP	SU	SSD	Plugaru Anatol	Bolcenco Valeriu	PS	PR	CDU	Calinici Iulius	Frecăujan Grigore	UPL	Renită Valeriu	Other indep. candidates
Șolcani	770	722	697	36.01	13.20	23.82	6.17	.57	2.87	1.15	4.02	1.43	.86	.43	.86	.86	1.00	1.58	.14	.00	1.00	.86	.72	2.44
Trifăuți	706	583	565	20.53	10.09	35.75	11.86	.53	7.43	3.54	.35	.35	.53	.35	1.24	1.24	2.12	.35	.00	.00	.18	.35	.00	3.19
Țepilova	588	447	438	29.45	11.64	11.64	11.42	.91	24.66	.68	1.14	.00	.46	.91	1.37	.46	.23	.23	.68	.23	.91	.00	.00	2.97
Vanțina	257	250	243	26.75	2.47	42.39	4.12	.41	7.00	13.99	.00	.00	.00	.00	.00	.82	.00	.41	.00	.00	.00	.41	.00	1.23
Vasilcău	1736	1332	1303	14.66	11.44	52.57	3.91	.92	6.83	1.07	.69	1.23	.92	.00	1.69	.38	1.15	.77	.15	.08	.31	.08	.00	1.15
Vădeni	1648	1287	1218	7.31	50.16	20.36	5.83	.99	1.89	2.22	1.56	1.56	.08	1.40	1.64	.74	.49	.66	.08	.00	.41	.08	.08	2.46
Vărăncău	1222	1029	985	18.68	35.53	14.11	12.89	.20	2.23	1.93	1.32	1.52	.41	3.96	1.12	.41	.00	2.13	.30	.00	.10	.20	.00	2.94
Voloave	697	579	562	41.64	10.50	27.05	11.03	.36	2.49	.53	1.25	.00	.53	.18	.71	.53	.36	.36	.00	.00	.36	.18	.18	1.78
Volovița	789	615	601	31.45	16.47	11.31	8.32	.33	8.65	1.66	8.49	.67	.33	.83	3.83	1.66	.33	1.33	.17	.17	.67	.00	.17	3.16
Zastâncă	1404	939	923	29.69	23.51	17.88	9.43	.54	9.32	1.08	1.41	1.30	.22	.54	1.52	.43	.22	.65	.00	.00	.22	.00	.11	1.95
STRĂȘENI																								
Strășeni	11297	8070	7824	27.53	29.45	16.22	9.79	.81	4.12	1.71	.42	2.56	.77	1.85	.65	.74	.33	.47	.13	.08	.06	.12	.18	2.02
Bucovăț	944	672	645	43.72	17.67	16.12	8.53	1.86	2.02	.47	.62	1.86	.62	.93	1.24	.62	.16	.62	.16	.16	.00	.16	.00	2.48
Căpriană	1593	945	866	24.25	36.37	16.51	7.04	.46	1.04	.92	1.73	.92	.81	.12	4.39	1.15	.23	.58	.46	.00	.69	.00	.12	2.19
Chelăuza	461	365	355	22.25	31.55	11.27	10.14	3.10	2.25	5.07	.85	1.13	1.41	.85	1.13	1.69	.28	1.41	.00	.00	.85	.28	.85	3.66
Chirianca	765	543	509	20.04	28.68	13.75	5.70	4.52	.79	5.30	.20	3.34	.98	3.14	3.93	.00	.79	2.55	.20	.00	.00	.79	.59	4.72
Ciobanca	424	315	299	27.09	21.74	8.70	28.43	.67	.67	1.00	.67	2.34	1.34	.67	.33	1.00	.67	.00	1.00	.00	.67	.67	.00	2.34
Codreanca	1648	1202	1137	8.27	32.01	8.80	29.20	1.50	2.11	3.25	.18	3.17	.88	.09	3.61	.53	.70	.35	.53	.00	.26	.09	.00	4.49
Cojușna	4640	2751	2651	26.78	22.22	18.94	13.47	1.43	1.96	3.09	.87	2.30	1.13	2.23	.79	.98	.19	.83	.15	.00	.15	.08	.23	2.19
Drăgușeni	538	467	426	31.46	25.35	5.87	24.41	1.88	.23	1.64	.47	1.41	.47	.23	.47	.94	.47	.23	.00	.00	.00	.23	.00	4.23
Gălești	1790	1296	1236	17.15	13.92	32.28	13.51	3.80	.65	2.91	.89	1.05	.97	4.69	1.62	2.27	.57	.89	.40	.00	.00	.57	.08	1.78

Locality name	Registered voters	Participating registered voters	Valid votes cast	PC	DC	FOPM	PDF	DAP	FCA	ADF	PESJ	SDP	SU	SSD	Plugaru Anatol	Boicenco Valeriu	PS	PR	CDU	Calinici Iulius	Frecăţan Grigore	UPL	Renită Valeriu	Other indep. candidates		
Gornoe	198	162	160	48.13	13.13	14.38	1.25	.63	3.75	.00	.00	.00	2.50	8.13	.63	.00	.00	.00	.00	.00	.00	.00	.00	.00	7.50	
Grebleşti	520	454	421	9.50	47.74	6.41	5.46	1.66	3.33	3.80	8.55	2.38	.00	1.19	2.85	.48	.48	.95	.24	.00	.24	.71	.24	.00	3.80	
Lozova	4065	3007	2907	31.79	15.24	11.32	15.03	2.27	.93	3.65	.65	3.72	.72	1.24	2.27	1.72	.41	5.09	.31	.07	.07	.38	.03	.00	3.10	
Lupa-Recea	338	307	287	3.83	18.47	31.71	19.16	1.39	1.39	3.14	1.74	.35	.70	.35	2.44	.70	.35	.70	1.05	.00	.00	.70	.00	.00	11.85	
Micăuţi	1760	1010	966	19.67	47.31	7.04	10.87	.21	2.07	1.14	.41	.52	.62	1.35	.52	.62	.10	.83	.41	.00	.10	.31	.21	.00	5.69	
Negreşti	996	742	711	20.25	20.53	9.56	27.14	.84	2.11	9.56	.14	.84	.70	1.69	.70	.56	.42	1.13	.42	.00	.14	.00	.00	.00	3.23	
Oneşti	663	591	565	8.85	26.55	2.65	54.51	.00	.00	1.77	.35	.71	.00	.18	.71	.35	.00	1.42	.35	.00	.00	.00	.88	.71		
Pănăşeşti	1743	1205	1140	16.23	37.28	8.42	21.23	2.11	1.58	2.11	.96	1.93	.26	1.14	1.49	.44	.18	.88	.18	.00	.61	.00	.61	.00	2.37	
Rădeni	665	517	490	12.45	46.12	7.14	16.33	3.67	1.43	1.63	.82	2.24	.41	2.24	.20	.61	.00	.61	.82	.00	.20	.41	.00	.00	2.65	
Recea	1977	1076	1007	25.02	29.59	11.22	9.33	4.77	1.29	3.48	.40	2.68	.79	1.69	.79	.99	.89	.60	.50	.00	.30	.30	.30	.00	5.06	
Romăneşti	775	662	637	40.03	9.58	25.43	5.49	6.75	2.35	.47	1.10	1.41	1.41	1.88	1.41	.00	.31	.16	.16	.00	.16	.31	.00	.00	1.57	
Roşcani	1025	709	673	11.59	25.41	10.25	13.37	26.00	1.04	3.27	.59	.45	.45	2.23	.59	1.49	.30	.15	.45	.00	.15	.45	.45	.00	1.34	
Saca	258	241	228	16.23	33.77	6.58	7.02	3.07	5.26	17.98	.00	3.07	.44	2.19	.44	.00	.00	.00	.00	.00	.00	.00	.00	.00	.00	3.95
Scoreni	1937	1295	1219	37.08	17.72	9.35	16.49	4.43	2.21	1.97	.08	1.31	.33	1.15	1.39	2.54	.16	.00	.57	.16	.08	.08	.16	.00	2.71	
Sireţi	3555	2042	1955	12.07	36.32	15.50	21.13	1.23	1.53	1.89	.46	.77	1.07	1.64	1.02	1.89	.51	.31	.31	.05	.05	.15	.46	.00	1.64	
Stejăreni	402	279	271	46.49	13.28	22.51	.74	.37	.37	.00	.00	.00	1.48	.00	11.81	.00	.00	.00	1.11	.00	.00	.74	.00	.00	1.11	
Tătăraşti	1022	868	850	30.94	22.35	18.35	6.94	1.41	1.06	2.71	4.82	2.24	1.18	1.65	.94	1.06	1.06	.82	.00	.00	.59	.35	.00	.00	1.53	
Truşeni	5425	3041	2909	14.75	23.38	8.22	29.36	1.89	1.34	4.71	.38	1.07	.58	8.97	1.07	.65	.28	.38	.24	.07	.00	.21	.07	.00	2.41	
Ţigăneşti	853	709	681	6.75	8.96	1.76	75.18	.00	1.32	1.17	.29	1.47	.15	.00	.00	.15	.29	.29	.15	.00	.00	.44	.00	.00	1.62	
Voinova	1060	724	698	31.52	19.05	9.17	6.73	17.05	.86	2.01	1.58	1.58	.14	1.15	2.72	.86	.00	1.43	.29	.00	.14	.43	.43	.00	2.87	
Vorniceni	3220	2464	2367	14.96	33.42	21.46	4.48	1.73	1.23	1.48	1.69	3.30	1.06	1.82	5.70	1.44	.21	.63	.97	.08	.25	.13	.80	.00	3.17	

Locality name °	Registered voters	Participating registered voters	Valid votes cast	PC	DC	FDPM	PDF	DAP	FCA	ADF	PESJ	SDP	SU	SSD	Plugaru Anatol	Boiceco Valeriu	PS	PR	CDU	Calinici Iulius	Frecăujan Grigore	UPL	Renja Valeriu	Other indep. candidates
Zamciogi	709	543	510	18.24	34.90	9.22	15.69	3.14	2.94	1.57	.98	4.12	.39	2.35	2.55	.98	.78	.00	.20	.00	.20	.20	.20	1.37
Zubrești	2280	1357	1268	27.44	21.29	14.51	8.91	6.86	.24	2.84	.32	2.52	1.74	3.86	1.97	.79	.55	1.10	.32	.08	.08	.47	.24	3.86
ȘOLDĂNEȘTI																								
Șoldănești	5114	3039	2840	25.99	16.69	21.62	8.63	2.11	7.08	2.99	.99	2.61	.39	2.54	2.32	2.11	.21	.25	.18	.07	.25	.49	.14	2.36
Alcedar	864	715	691	32.71	11.29	9.99	6.66	10.56	6.51	4.92	.43	.72	.43	4.05	5.35	1.16	.72	.72	1.45	.00	.00	.58	.00	1.74
Chipeșca	1200	902	847	36.48	5.55	36.48	5.67	3.07	1.06	.00	2.60	2.48	.00	.47	1.30	.94	.12	.35	.12	.00	.47	.12	.71	2.01
Climăuți de Jos	916	787	749	24.57	32.18	10.41	1.74	8.95	1.07	.80	6.94	2.80	.67	3.07	1.20	.93	.00	.27	.27	.00	.93	.67	.27	2.27
Cobâlnea	2396	1909	1804	29.71	27.33	17.24	7.10	2.33	2.83	1.16	.89	1.94	.44	1.00	3.16	1.33	.06	.28	.06	.00	.17	.00	.11	2.88
Cot	315	313	308	9.09	18.18	23.05	3.57	2.60	.00	.32	32.79	.65	1.30	.32	.65	1.30	1.30	.00	.00	.00	3.90	.00	.00	.97
Cotiujeni Mari	2549	2050	1970	23.30	28.83	10.00	9.34	1.32	4.47	1.62	4.16	1.27	.66	.81	7.61	.56	.66	.81	.71	.15	.61	.20	.15	2.74
Curătura	342	307	285	36.49	12.98	22.46	1.40	4.21	1.75	.00	1.40	5.26	.70	5.96	.35	.70	.70	.00	.00	.00	1.05	.70	.00	3.86
Cușelăuca	106	98	96	41.67	21.88	6.25	10.42	4.17	8.33	1.04	.00	.00	.00	.00	2.08	.00	.00	1.04	.00	.00	.00	.00	.00	3.13
Cușmirca	1770	1286	1230	43.82	10.49	17.32	7.32	1.87	.98	.41	1.06	.33	.65	1.46	.81	2.20	.57	.24	.33	.00	.16	.16	.08	9.76
Dobrușa	615	517	500	20.20	15.60	18.60	8.60	11.60	8.40	1.00	1.20	1.00	.20	2.60	4.20	.80	.00	.20	.40	.00	.60	.40	.20	4.20
Fuzăuca	650	491	470	57.87	1.49	24.68	.64	4.47	2.77	1.06	.64	2.34	1.70	.00	.21	.21	.21	.00	.00	.00	.21	.85	.00	.64
Găuzeni	886	666	654	16.21	16.06	38.38	4.59	3.52	11.77	1.38	.15	.00	.92	.31	3.06	.31	.31	.15	.00	.00	.61	.00	.00	2.29
Hligeni	751	670	657	10.05	8.98	3.96	2.89	58.90	3.81	3.96	.46	.61	.76	1.52	1.98	.61	.30	.00	.00	.00	.15	.15	.00	.91
Mihuleni	423	385	382	18.85	9.16	5.50	3.14	42.15	3.14	4.19	.52	1.57	.00	1.57	6.54	.52	.79	.00	.00	.00	.00	.79	.26	1.31
Olișcani	2163	1665	1572	19.21	26.27	28.50	6.11	2.61	4.20	1.78	.89	.64	1.15	1.84	1.84	1.34	.13	.38	.19	.00	.45	.25	.06	2.16
Parcani	564	493	472	25.42	20.13	25.64	2.12	10.59	.85	1.06	.64	.64	.42	1.06	6.14	1.27	.64	.00	.00	.00	.00	.21	.42	2.75
Pohoama	1564	1257	1197	33.67	12.36	12.53	21.97	3.26	4.18	1.42	1.34	.84	.42	.25	2.67	.42	.08	1.34	.25	.00	.33	.00	.42	2.26

Locality name	Registered voters	Participating registered voters	Valid votes cast	PC	DC	FDPM	PDF	DAP	FCA	ADF	PESJ	SDP	SU	SSD	Plugaru Anatol	Boicenco Valeriu	PS	PR	CDU	Calinici Iulius	Frecăuțan Grigore	UPL	Reniță Valeriu	Other indep. candidates	
Poiana	692	581	545	44.04	15.05	12.48	1.10	1.65	5.69	2.94	.37	1.28	.18	.37	10.83	.73	.73	.18	.37	.00	.00	.37	.00	1.65	
Râsponeni	2016	1667	1639	27.64	11.65	38.32	4.27	2.07	1.04	1.65	5.49	.61	.73	.55	1.10	.49	.31	.31	.49	.00	.92	.18	.06	2.14	
Recești	295	270	263	29.28	17.11	11.79	4.18	.76	15.97	5.70	1.90	.76	.00	.38	7.22	1.14	.38	.00	.76	.00	.00	.00	.00	2.66	
Rogojeni	485	435	424	58.96	6.84	20.28	1.89	2.59	1.89	.00	1.42	.00	.00	.94	2.59	.24	.00	.47	.24	.00	.24	.24	.00	1.18	
Salcia	716	677	633	17.38	14.85	33.02	1.90	4.90	2.05	2.21	13.27	1.58	.47	.95	.95	2.05	.32	.00	.00	.00	1.26	.00	.00	2.84	
Sămășcani	1020	877	854	23.07	10.19	17.21	1.41	1.17	40.98	.59	.59	.94	.12	.47	.47	.70	.12	.23	.12	.00	.35	.12	.00	1.17	
Socola	346	280	269	34.94	31.23	15.61	2.97	1.86	3.72	.00	2.97	.74	.74	.00	.00	.37	1.49	.00	.00	.00	.00	.00	.00	3.35	
Șestaci	909	686	654	15.44	34.86	10.24	7.95	3.06	6.57	4.43	5.35	.92	.00	3.06	1.53	1.83	.00	.15	.15	.00	1.22	.46	.00	2.75	
Șipca	565	518	500	8.00	12.60	13.60	1.40	12.60	8.40	6.60	17.00	.20	.00	11.00	3.80	.00	.60	.00	.60	.00	.40	1.00	.00	2.20	
Vadul-Rașcov	1197	1002	978	23.01	34.56	17.89	3.07	1.02	5.32	.72	3.07	1.23	.92	.72	3.68	.61	1.12	.00	.20	.00	.41	.20	.20	2.04	
Zahorna	274	276	264	34.85	19.70	12.50	8.33	1.14	11.74	.38	.00	1.89	.00	.38	3.03	.76	.00	.00	.76	.00	.00	.00	.38	4.17	
ȘTEFAN-VODĂ																									
Ștefan-Vodă	4896	3847	3768	33.15	22.98	14.23	6.71	.90	3.64	5.02	.53	3.05	.66	1.73	1.41	1.09	.40	.74	.32	.00	.08	.08	.27	3.03	
Alava	240	219	210	39.52	17.14	10.00	2.38	13.81	5.71	1.90	.48	4.76	.48	.00	.00	.48	.00	.00	.48	.00	.00	.95	.00	1.90	
Antonești	1827	1557	1532	10.97	15.21	8.62	21.08	16.97	.85	8.75	.65	3.13	.33	2.35	1.70	.46	.13	1.89	.20	.00	.07	.20	.33	6.14	
Brezoaia	720	665	650	89.08	.46	1.23	.00	2.46	2.77	.92	.31	.15	1.85	.00	.00	.31	.15	.15	.00	.00	.00	.15	.00	.00	
Carahasani	2188	1788	1726	17.67	11.88	10.25	6.26	25.67	.64	12.98	.23	1.91	.23	1.33	1.51	2.03	.35	.64	.12	.00	.00	.35	.17	5.79	
Căplani	2601	2353	2289	49.89	12.76	7.03	6.82	.79	.39	9.44	.44	1.97	.17	1.70	1.97	2.62	.09	.66	.83	.00	.00	.09	.39	1.97	
Cioburciu	2040	1426	1361	8.67	26.38	11.90	24.10	6.98	.66	5.73	1.03	2.50	.96	1.32	1.10	2.06	.44	.88	.37	.00	.15	.00	.00	4.78	
Copceac	1634	1373	1345	8.48	8.33	12.42	5.58	12.04	6.62	27.29	1.04	1.78	1.26	.37	.67	4.16	.37	1.12	.45	.07	.37	.59	.00	6.99	

Locality name	Registered voters	Participating registered voters	Valid votes cast	PC	DC	FOPM	PDF	DAP	FCA	ADF	PESJ	SDP	SU	SSD	Plugaru Anatol	Bolcenco Valeriu	PS	PR	CDU	Calinici Iulius	Frecuțan Grigore	UPL	Rență Valeriu	Other indep. candidates	
Crocmaș	2132	1250	1185	18.48	9.03	15.78	12.49	12.57	4.89	12.24	.51	1.18	.76	1.60	3.71	.59	.84	1.27	.25	.00	.25	.42	.00	3.12	
Ermoclia	2720	2024	1932	15.94	31.47	8.07	9.78	13.10	1.81	4.81	.83	1.14	.57	.72	.67	3.57	.26	1.45	.47	.00	.10	.41	.16	4.66	
Feștelia	1921	1443	1405	6.76	7.83	4.20	6.55	1.35	1.49	62.06	1.35	.57	.43	.50	.64	1.42	.28	.71	.00	.07	.57	.07	.00	3.13	
Grădinița	460	425	420	31.90	1.67	20.71	.48	23.81	3.57	.71	.00	3.33	4.52	3.81	.24	.71	.00	.24	.00	.00	.00	.48	.24	3.57	
Lazo	75	79	79	48.10	.00	12.66	2.53	29.11	.00	.00	1.27	1.27	1.27	1.27	1.27	.00	.00	.00	.00	.00	.00	.00	.00	1.27	
Leuntea	382	363	352	52.27	.28	5.97	.00	8.52	1.99	.00	.28	1.14	11.36	14.77	.00	.57	.00	.00	.00	.00	.00	.57	.28	.00	1.99
Marianca de Jos	393	342	323	8.98	30.03	9.60	15.48	13.00	3.10	10.84	.93	.62	.00	.93	.31	.62	.00	.31	.31	.00	.00	.62	.00	4.33	
Olănești	3924	2595	2484	10.95	24.11	29.95	7.00	5.43	.40	11.35	.04	.36	1.41	.48	1.25	1.57	.24	2.82	.36	.00	.00	.04	.00	2.21	
Palanca	1372	881	829	35.34	9.41	17.85	3.50	8.44	.97	9.29	.60	6.39	.00	3.50	.24	.84	.72	.00	.24	.00	.36	.12	.12	2.05	
Popeasca	1609	1387	1334	4.27	18.44	7.72	9.15	5.02	1.42	32.01	1.35	.60	.45	.37	2.47	5.85	.00	.45	.15	.00	.07	.22	.30	9.67	
Purcari	1623	976	926	16.09	24.95	7.88	17.93	4.86	1.30	10.15	.97	.76	.54	1.19	2.92	5.29	.54	.11	.00	.00	.22	.65	.11	3.56	
Răscăieți	1963	1271	1208	5.63	6.29	6.95	11.26	54.55	.33	2.32	.17	1.08	.41	.33	1.90	1.32	.08	.50	3.15	.00	.08	.41	.00	3.23	
Răscăieții Noi	390	308	304	4.93	37.50	11.51	11.84	5.26	2.96	6.25	4.28	.00	1.32	1.32	.99	7.24	.33	.33	1.32	.00	.99	.00	.33	1.32	
Semionovca	636	582	564	68.62	.71	7.80	.35	1.60	10.99	.18	.71	4.61	1.77	.00	.00	.18	.71	.00	.35	.00	.18	.53	.00	.71	
Slobozia	2593	2015	1898	19.18	20.81	10.22	20.23	3.85	1.21	6.22	1.42	1.26	.16	.79	.90	6.69	.26	2.69	.42	.00	.21	.16	.53	2.79	
Ștefănești	772	703	660	25.61	26.82	12.58	8.64	7.73	3.18	4.55	.76	.76	.00	1.52	1.21	1.67	.00	.61	.30	.15	.00	.15	.00	3.79	
Talmaz	5139	3760	3622	5.74	28.85	36.42	5.74	1.30	.25	7.65	.55	1.21	.50	1.79	3.18	2.79	.17	.08	.52	.03	.25	.08	.03	2.87	
Tudora	1374	1101	1054	30.65	14.42	30.65	7.97	1.80	2.18	5.31	.28	1.14	.66	.28	.19	1.23	.09	.00	.19	.38	.19	.00	.00	2.37	
Viișoara	372	301	291	38.14	6.87	13.06	2.06	2.06	.69	7.56	1.03	.34	1.37	.34	1.03	20.96	.69	.00	.00	.00	.34	.00	.69	2.75	
Volintiri	2456	1806	1726	16.34	10.83	45.89	3.53	1.80	.81	6.84	.81	1.04	1.16	.35	.70	3.36	.17	.81	.41	.00	.29	.06	.00	4.81	

Locality name	Registered voters	Participating registered voters	Valid votes cast	PC	DC	FDPM	PDF	DAP	FCA	ADF	PESJ	SDP	SU	SSD	Plugaru Anatol	Bolcenco Valeriu	PS	PR	CDU	Calinici Iulius	Frecăţan Grigore	UPL	Renţa Valeriu	Other indep. candidates
TARACLIA																								
Taraclia	9385	7073	6867	62.73	.57	13.28	.90	3.09	5.04	.03	9.39	1.16	1.06	.64	.01	.17	.44	.03	.15	.00	.15	.13	.01	1.00
Albota de Jos	537	459	449	69.04	3.12	7.80	.45	10.69	.45	.00	4.01	1.56	.67	.22	.00	.00	.45	.00	.00	.00	.00	.22	.00	1.34
Albota de Sus	860	741	727	81.16	1.24	6.33	.41	1.10	.41	.00	4.95	.69	.41	.14	.00	.00	.69	.55	.00	.00	.28	.41	.00	1.24
Aluatu	788	625	596	12.08	34.73	37.08	1.34	5.03	1.85	.17	3.19	.00	1.51	.34	.17	.17	.34	.17	.00	.00	.67	.00	.00	1.17
Balabanu	539	386	372	51.34	15.32	16.40	.81	7.80	.81	.00	.27	.54	1.34	.54	.27	.00	.81	.27	.54	.00	.27	.81	.00	1.88
Borceag	964	812	806	6.95	70.60	11.54	6.33	.25	.00	.50	.12	.87	.37	.37	.25	.00	.12	.00	.50	.00	.00	.00	.00	1.24
Budăi	749	669	655	75.73	1.22	9.31	1.37	4.58	3.82	.61	.31	.46	1.83	.00	.15	.00	.00	.00	.00	.00	.00	.31	.15	.15
Cairaclia	1220	1220	1175	68.77	.85	17.11	.00	3.66	2.13	.00	3.23	.43	.94	.85	.00	.26	.17	.09	.09	.00	.26	.09	.00	1.11
Cealac	283	233	222	64.86	3.15	7.66	2.25	10.36	2.25	1.35	1.80	4.05	.90	.00	.00	.00	.45	.00	.00	.00	.90	.00	.00	.00
Chirilovca	164	144	143	62.24	3.50	4.90	.00	18.18	.70	.70	.00	3.50	4.20	2.10	.00	.00	.00	.00	.00	.00	.00	.00	.00	.00
Ciumai	704	461	447	74.05	1.57	2.01	3.36	11.63	2.46	.89	.45	.45	.22	.00	.89	.00	.45	.00	.00	.00	.00	.67	.00	.89
Corten	2416	1969	1897	61.10	.63	5.96	.32	21.09	2.00	.21	1.32	.42	.47	.21	.00	.00	.37	.11	.32	.00	.21	.32	.00	4.96
Dermenji	42	59	59	61.02	8.47	11.86	.00	1.69	3.39	1.69	.00	.00	1.69	.00	1.69	.00	6.78	.00	.00	.00	.00	.00	.00	1.69
Hagichioi	162	152	149	23.49	53.69	6.04	.67	4.70	.00	.00	4.70	1.34	.67	2.01	.67	.00	.67	.00	.00	.00	.67	.00	.00	.67
Hârtop	269	253	239	43.10	27.20	15.48	1.67	1.67	.84	2.51	3.35	1.67	.42	.00	.00	.00	.00	.00	.00	.00	.84	.00	.00	1.26
Mirmoe	196	178	169	78.11	2.96	5.92	.00	4.73	.59	2.96	.00	.00	.59	2.37	.00	.59	.59	.00	.00	.00	.59	.00	.00	.00
Musaitu	789	622	610	63.93	5.90	8.52	6.89	5.25	5.25	.16	.00	1.15	.66	.00	.33	.00	.49	.33	.00	.00	.16	.00	.00	.98
Novosiolovca	852	596	578	84.60	1.04	7.96	.00	1.73	.00	.00	.52	.35	2.08	.00	.00	.00	.17	.00	.00	.00	.35	.00	.00	1.21
Roşija	84	82	79	77.22	3.80	11.39	.00	.00	.00	.00	3.80	.00	.00	1.27	.00	.00	.00	.00	.00	.00	1.27	.00	.00	1.27
Salcia	267	207	202	63.86	8.42	13.37	.50	4.95	.99	.00	.00	.00	3.96	.00	1.49	.00	.00	.50	.50	.00	.00	.00	.00	1.49

Locality name	Registered voters	Participating registered voters	Valid votes cast	PC	DC	FDPM	PDF	DAP	FCA	ADF	PESJ	SDP	SU	SSD	Plugaru Anatol	Bolcenco Valeriu	PS	PR	CDU	Calinici Iulius	Frecaujan Grigore	UPL	Ronița Valeriu	Other indep. candidates		
Samurza	192	164	160	53.75	1.25	28.13	3.13	6.88	1.25	.00	2.50	.00	.63	.63	.00	.63	.00	.00	.00	.00	.00	.00	.00	.00	1.25	
Sofievca	439	360	353	76.77	3.97	9.07	5.10	.85	.00	.00	1.13	.85	1.13	.00	.57	.00	.28	.00	.28	.00	.00	.00	.00	.00	.00	
Svetlâi	166	147	144	70.83	1.39	11.81	4.17	2.78	.69	.00	.69	.00	1.39	.69	.00	.00	1.39	.69	.00	.00	.00	2.08	.69	.69		
Tvardița	4593	3864	3772	44.01	.53	2.28	.48	37.67	7.34	.40	.34	.11	.56	.05	.00	.21	.37	.05	.13	.00	.00	.48	.00	.00	4.98	
Valea Perjei	3666	3174	3083	48.17	7.46	4.09	3.08	25.82	1.33	.06	3.80	.16	1.07	.13	.26	.16	.16	.23	.00	.00	.36	.10	.00	.00	3.57	
Vinogradovca	407	345	330	48.18	7.27	3.64	2.12	19.70	11.21	.00	.91	2.12	.30	.91	.00	.91	.30	.30	.00	.00	.00	.61	.00	.00	1.52	
TELENEȘTI																										
Telenești	5028	3917	3821	19.97	17.77	29.94	12.01	.65	1.54	1.54	.94	6.10	1.10	1.54	2.12	.65	.24	.44	.42	.00	.10	.03	.10	.10	2.77	
Bănești	1454	1091	1064	22.09	17.86	27.35	14.10	1.03	.56	1.79	2.16	3.85	1.60	.66	1.69	1.69	.94	.47	.66	.09	.00	.09	.00	.00	1.32	
Băneștii Noi	370	350	346	32.08	6.36	46.24	4.05	.29	.00	.58	1.45	2.31	2.31	.00	1.16	.58	.00	.00	.00	.00	.00	.29	.87	.87	1.45	
Bogzești	474	406	390	19.49	35.13	15.64	7.44	1.79	.26	.26	2.56	.77	.51	.00	4.87	.51	.51	1.03	.26	.00	1.28	.00	.00	.00	7.69	
Brânzanii Noi	639	515	510	32.94	20.00	33.33	2.35	.98	2.35	.59	.78	.59	1.96	1.18	.39	.98	.20	.00	.59	.00	.20	.39	.00	.00	.20	
Brânzării Vechi	1264	925	902	10.31	44.24	20.29	8.76	1.88	.78	1.00	.89	2.88	.89	2.77	1.00	.89	.11	1.00	.11	.00	.22	.00	.00	.00	2.00	
Budăi	1292	1224	1189	24.14	54.58	8.75	5.47	.59	.08	.17	.50	.93	.93	.34	.59	.08	.59	.08	.25	.00	.00	.25	.08	.08	1.60	
Căzănești	1266	973	929	3.98	41.23	20.24	11.09	3.12	3.12	1.51	1.40	3.12	.86	1.72	1.29	3.23	.32	.32	.65	.00	.32	.32	.00	.00	2.15	
Câșla	628	556	537	24.58	19.18	20.30	7.82	2.05	.56	.93	.37	11.17	1.12	.37	.93	2.42	.19	1.30	3.54	.00	.19	.19	.00	.00	2.79	
Chiliceni	1242	1066	1007	20.95	38.63	11.92	7.94	2.48	.70	3.08	.30	5.16	.89	1.09	.40	1.69	.40	.40	.10	.00	.30	.50	.00	.00	3.08	
Chiștelnița	2205	1723	1693	24.51	7.21	27.41	11.70	3.43	.65	1.24	5.14	8.21	.35	.71	1.30	1.12	.59	.59	.30	.18	1.95	.12	.06	.06	3.25	
Chițcani	1550	1301	1258	5.33	26.71	44.67	9.14	1.03	1.19	2.07	.79	1.67	1.91	.08	1.51	.48	.24	.16	.24	.00	.72	.24	.24	.24	1.59	
Ciulucani	1140	1016	974	19.40	10.57	5.85	5.54	.72	.51	.82	3.90	44.46	.51	1.33	.21	.82	.72	.51	.10	.00	1.03	.00	.00	.00	2.98	
Codru	488	432	403	19.60	26.80	26.30	5.46	.99	.25	.99	.25	10.92	1.49	.99	.74	.74	.00	.74	.50	.00	.25	.25	.00	.00	2.73	

Locality name	Registered voters	Participating registered voters	Valid votes cast	PC	DC	FDPM	PDF	DAP	FCA	ADF	PESJ	SDP	SU	SSD	Plugaru Anatol	Boicenco Valeriu	PS	PR	CDU	Calinici Iulius	Frecăţan Grigore	UPL	Renija Valeriu	Other indep. candidates
Codrul Nou	446	418	415	12.53	45.30	31.33	5.06	.00	.24	.00	.24	.00	.72	.72	1.69	.00	.72	.48	.00	.00	.24	.24	.00	.48
Coropceni	914	812	791	30.47	11.25	44.63	1.39	.38	.00	.00	2.91	1.77	1.01	.38	1.90	.88	.38	.51	.38	.00	.38	.13	.00	1.26
Cozeşti	471	370	351	4.27	28.49	54.13	4.56	.85	.00	.85	.28	3.70	.85	.00	.28	.28	.00	.28	.28	.00	.00	.00	.00	.85
Crăsnăşeni	917	691	675	11.56	23.11	22.96	21.63	1.63	.00	1.48	4.74	.74	.89	.30	.59	1.93	2.22	.74	.15	.00	.74	.15	.30	4.15
Cucioaia	550	412	398	27.89	9.80	9.80	18.84	1.26	.50	7.54	1.01	8.54	.50	2.51	1.01	4.77	.25	.75	.25	.00	.50	.00	.00	4.27
Flutura	223	184	182	10.44	2.20	33.52	6.59	2.75	2.75	.00	31.87	.00	3.85	2.75	.55	.00	.00	.00	.00	.00	.00	1.10	.55	1.10
Ghermăneşti	345	316	303	36.30	15.18	17.49	8.25	.66	.33	.99	1.65	7.59	1.65	3.96	1.65	2.31	.00	.33	.00	.00	.33	.33	.00	.99
Hârtop	157	137	134	6.72	74.63	5.22	3.73	.75	.00	.75	2.24	.00	.00	.00	.00	.75	.00	.75	.00	.00	1.49	.00	.00	2.99
Hirişeni	1297	1152	1109	48.06	17.76	10.64	10.46	1.26	.27	.90	.36	3.07	.18	.81	.72	1.98	.54	.63	.27	.00	.18	.36	.00	1.53
Ineşti	1568	1184	1089	13.31	18.82	22.59	27.92	1.01	1.10	1.10	2.02	2.66	.55	1.19	2.39	1.01	.18	.46	.64	.00	.46	.28	.00	2.30
Leuşeni	1227	1137	1119	19.84	39.14	14.21	14.39	.09	.27	1.52	1.25	3.75	.18	1.25	.71	1.34	.27	.63	.36	.00	.18	.09	.00	.54
Măndreşti	2661	2212	2127	15.75	33.57	13.12	14.25	.47	.24	1.03	.38	13.31	.85	.75	1.46	1.46	.28	.19	.99	.00	.24	.14	.09	1.46
Mihălaşa	1018	861	831	28.40	25.39	17.81	12.52	.60	1.20	2.05	.96	3.97	1.08	1.20	1.56	.72	.24	.24	.48	.12	.12	.12	.12	1.08
Negureni	1840	1427	1391	19.27	18.40	34.72	10.64	.93	.43	.50	7.19	.93	.65	.36	2.66	.50	.36	.29	.29	.00	.50	.00	.07	1.29
Nucăreni	690	572	552	12.86	26.09	6.16	32.97	2.54	2.90	.91	.36	5.07	.54	1.45	.72	.91	.72	.54	.54	.00	.54	.18	.00	3.99
Ordăşei	618	501	470	15.74	28.94	10.85	14.47	5.96	.21	4.68	4.47	1.28	.43	.43	1.28	4.47	.64	.85	.64	.00	.64	.85	.00	3.19
Pistruieni	604	496	479	5.01	29.65	16.70	8.77	3.34	.21	1.88	12.11	6.47	.63	.84	.42	3.76	1.04	.84	.00	.00	2.92	.63	.21	4.59
Ratuş	946	788	786	17.05	29.01	20.48	14.76	2.29	1.65	.76	3.05	.76	.38	.25	1.27	1.27	.51	.64	.25	.00	1.53	.00	.00	4.07
Sărătenii Noi	200	218	208	14.42	43.75	5.29	20.67	1.44	.48	.96	.48	4.81	.48	2.88	.48	1.92	.00	.48	.00	.00	.00	.00	.00	1.44
Sărătenii Vechi	1858	1581	1535	6.91	46.25	12.25	15.18	.39	.46	10.10	.78	2.28	.72	.46	1.04	.72	.20	.78	.13	.00	.07	.00	.26	1.04
Scorţeni	1563	1078	1020	26.18	11.86	25.88	13.33	2.65	1.86	2.55	2.94	.78	.69	1.37	.88	1.86	.88	.29	.10	.00	.59	.10	.39	4.80

Locality name	Registered voters	Participating registered voters	Valid votes cast	PC	DC	FOPM	PDF	DAP	FCA	ADF	PESJ	SDP	SU	SSD	Plugaru Anatol	Bolenco Valeriu	PS	PR	CDU	Calinici Iulius	Frecaujan Grigore	UPL	Renija Valeriu	Other indep. candidates	
Suhuluceni	923	854	808	15.72	28.09	26.61	6.56	3.84	.87	1.49	1.11	3.34	1.36	.87	1.73	2.48	.12	.50	.25	.00	.50	.00	.00	4.58	
Târșitei	1136	916	890	9.66	21.12	11.24	20.22	.56	.34	1.57	28.88	1.69	.11	.22	.22	.34	.34	.11	.00	.00	.90	.00	.22	2.25	
Țanțăreni	1210	1013	858	9.44	50.12	9.56	11.42	1.52	.93	1.63	2.10	1.98	.12	.82	1.52	1.75	.35	3.50	.58	.00	.00	.00	.23	2.45	
Vadul-Leca	900	710	682	8.06	32.40	13.49	20.53	3.37	2.20	.29	.44	2.93	.88	2.49	3.52	3.67	.29	1.32	.29	.00	.59	.15	.00	3.08	
Văsieni	880	634	607	32.62	32.13	10.21	7.74	.66	.49	5.27	.49	1.15	.82	.49	.33	3.29	.33	.16	.16	.00	.16	.16	.00	3.29	
Verejeni	1982	1460	1422	9.77	37.06	23.63	9.14	.77	.77	1.05	1.76	6.47	.49	1.97	2.60	.84	.21	.63	.07	.00	.84	.14	.07	1.69	
Zgârdești	664	566	549	14.94	55.37	6.56	10.20	.55	.18	.18	.73	4.37	.18	1.46	.55	.36	.00	.55	.00	.00	.73	.00	.36	2.73	
UNGHENI																									
Ungheni	21126	15244	14774	33.89	15.63	19.50	9.90	1.82	5.60	.90	.47	4.14	1.85	1.13	1.12	.36	.26	.45	.42	.05	.07	.10	.18	2.13	
Agronomovca	567	416	409	66.50	.98	10.76	6.11	8.31	2.93	.24	.00	.73	1.22	.00	.00	.00	.49	.00	.24	.00	.00	.49	.00	.98	
Alexeevca	846	660	624	28.04	6.73	6.57	5.29	28.53	2.08	.80	.48	11.70	.96	1.12	.80	1.12	.64	.48	.16	.00	.00	.80	.00	3.69	
Blindești	398	315	298	27.85	19.46	25.17	8.72	2.01	6.38	1.68	.00	4.03	.34	.34	.00	.67	.34	.00	.34	.00	.00	.00	.00	2.68	
Boghenii Noi	390	353	342	35.38	13.74	24.27	2.92	11.11	2.92	.88	1.17	3.51	.88	.29	.58	.00	.00	.29	.29	.00	.00	.58	.00	1.17	
Boghenii Vechi	298	277	265	15.85	46.79	14.72	6.79	6.04	.75	.00	.00	5.28	.38	.00	.00	.00	.38	.75	.00	.00	.00	1.13	.00	1.13	
Buciumeni	441	342	324	27.16	11.42	42.90	6.17	.31	.93	.93	1.23	.93	.62	.62	.93	.00	1.54	1.54	.93	.00	.31	.00	.00	1.54	
Bulhac	174	158	150	55.33	.67	30.67	6.67	.00	.00	.00	.00	.00	2.67	.00	.00	.00	2.67	.00	.00	.00	.00	.00	.00	1.33	
Bumbăta	1749	1015	973	11.10	7.19	68.55	1.95	.72	1.75	.82	.72	2.06	1.34	.31	.62	.31	.21	.00	.62	.00	.21	.41	.00	1.13	
Bușila	1150	909	870	39.66	10.80	17.13	9.66	1.26	1.84	.92	.23	12.76	.23	.57	.46	.11	.00	.46	.34	.00	.23	.11	.00	3.22	
Buzduganii de Jos	337	306	303	28.71	2.31	25.74	1.98	.33	26.07	.00	.66	11.55	.99	.33	.00	.00	.00	.00	.00	.00	.00	.33	.00	.99	
Buzduganii de Sus	324	301	254	32.28	1.57	24.80	11.81	1.57	21.65	.39	.00	2.36	3.54	.00	.00	.00	.00	.00	.00	.00	.00	.00	.00	.00	
Cetireni	1512	1147	1094	21.94	14.90	16.45	20.75	4.66	1.92	1.74	.64	10.60	.18	.55	.82	1.65	.37	.37	.37	.00	.09	.27	.00	1.74	

Locality name	Registered voters	Participating registered voters	Valid votes cast	PC	DC	FDPM	PDF	DAP	FCA	ADF	PESJ	SDP	SU	SSD	Plugaru Anatol	Boicenco Valeriu	PS	PR	CDU	Calinici Iulius	Frecăujan Grigore	UPL	Renița Valeriu	Other indep. candidates
Chirileni	1312	1010	976	16.29	15.37	27.05	14.24	2.46	2.46	1.95	.92	9.22	1.13	.72	.61	1.13	.61	1.02	.72	.10	.10	.31	.10	3.48
Cioropcani	1196	810	786	57.38	.51	26.97	2.29	2.04	1.40	.25	.51	1.40	2.54	.25	.00	.64	1.65	.00	.00	.00	.00	.38	.00	1.78
Condrătești	784	682	642	30.22	27.88	7.79	8.41	1.40	2.34	1.09	.16	11.21	.62	.62	3.12	.00	.47	.93	.00	.00	.00	.16	.00	3.58
Comești	4021	3444	3305	16.70	25.72	13.89	27.11	2.54	5.23	.45	.15	2.90	.45	.27	.91	.24	.24	.51	.21	.00	.15	.06	.06	2.18
Costuleni	1889	1242	1214	17.55	21.50	12.03	19.85	.91	13.26	1.40	1.40	3.46	.66	.82	.25	2.80	.25	1.24	.25	.00	.33	.00	.00	2.06
Coșeni	298	281	267	16.85	38.20	5.99	13.11	4.12	.37	3.37	3.37	8.24	.75	.37	.75	.00	.00	.37	.00	.00	.37	.00	.75	3.00
Curtoiaia	213	210	205	6.83	52.20	8.78	.98	.49	2.44	.49	.98	19.02	.00	2.93	.00	.00	.49	.98	.49	.00	1.46	.00	.00	1.46
Drujba	412	392	377	36.87	8.75	21.22	6.37	1.33	3.45	.27	.27	11.67	1.06	1.59	1.86	1.86	.53	.80	.27	.00	.27	.00	.00	1.59
Elizavetovca	155	151	145	20.69	11.72	28.97	17.93	4.83	6.21	.00	.00	4.14	.69	.00	.00	.00	1.38	.00	.00	.00	.00	.00	.00	3.45
Floreni	203	172	172	75.00	1.74	11.63	2.91	.58	2.91	.00	.00	2.33	1.74	.00	.00	.58	.00	.00	.00	.00	.00	.00	.00	.58
Florești	440	344	332	18.98	25.00	36.45	8.73	.90	2.71	.00	.30	2.71	.60	1.51	.30	.30	.30	.00	.00	.00	.30	.30	.00	.60
Florițaia Nouă	500	412	393	25.19	9.92	20.10	16.54	1.78	.51	2.29	.76	16.03	.25	.25	.25	.25	.51	.00	1.02	.00	.00	.51	.00	3.82
Florițaia Veche	540	469	455	17.14	7.03	14.51	35.38	1.98	4.84	.88	1.54	6.59	.22	1.98	.66	.66	.22	1.76	.66	.00	.44	.22	.00	3.30
Frăsinești	833	728	688	15.84	14.10	20.35	3.63	4.22	24.42	.87	.29	7.99	1.31	.73	.15	2.03	.29	.15	.00	.00	.87	.29	.58	1.89
Gherman	1212	700	663	19.91	26.85	14.03	21.27	1.36	1.51	.45	.00	3.32	.30	.90	1.21	4.98	.15	1.21	.15	.00	.15	.15	.15	1.96
Grășeni	533	412	404	13.86	15.35	43.81	5.20	5.20	4.70	.99	1.24	1.73	.74	1.49	.74	.50	.00	.50	.25	.25	.74	.00	.00	2.72
Grozasca	255	223	206	22.33	13.59	23.30	14.08	.49	.49	1.46	.49	6.80	.49	.49	2.43	.49	.49	.49	9.71	.00	.49	.00	.00	1.94
Hârcești	623	491	472	16.95	34.11	14.62	8.05	2.33	3.81	6.57	.64	1.48	.85	.64	2.12	.85	.42	.85	.42	.00	.42	.42	.00	4.45
Hristoforovca	376	321	314	12.10	15.29	23.89	35.67	3.18	3.50	.96	.00	2.87	.00	.00	.32	.64	.32	.00	.00	.00	.00	.00	.96	.32
Izvoreni	103	96	95	38.95	15.79	20.00	1.05	5.26	1.05	2.11	.00	10.53	.00	1.05	.00	.00	.00	.00	.00	.00	1.05	.00	.00	3.16
Mănoilești	536	508	486	54.94	8.85	20.37	5.97	.62	.41	.21	.00	3.70	.62	.00	.00	1.44	.00	.00	.00	.00	.21	.00	.41	2.26

Locality name	Registered voters	Participating registered voters	Valid votes cast	PC	DC	FDPM	PDF	DAP	FCA	ADF	PESJ	SDP	SU	SSD	Plugaru Anatol	Bolcenco Valeriu	PS	PR	CDU	Calinic Iulius	Frecăţan Grigore	UPL	Remiță Valeriu	Other indep. candidates	
Măcăreşti	2090	1676	1582	30.85	26.93	16.43	10.11	1.20	1.45	1.14	.95	5.50	.57	.32	.63	.70	.57	.25	.06	.06	.32	.06	.00	1.90	
Măgurele	658	513	487	17.25	26.90	19.51	7.39	3.70	2.26	2.67	.41	2.46	.62	.00	1.23	.41	.41	.62	.21	.00	.62	.00	.00	13.35	
Mânzăteşti	380	364	346	39.88	16.76	15.61	.58	4.62	4.62	2.02	.29	7.80	1.73	.58	1.73	.29	.00	.29	.29	.58	.87	.29	.00	1.16	
Medeleni	403	395	372	23.12	14.78	13.71	6.72	1.88	5.38	1.08	1.34	2.15	.54	1.34	.00	23.66	.00	.27	.00	.00	1.34	.00	.27	2.42	
Mirceşti	296	268	259	11.58	34.75	16.60	14.29	10.42	1.93	1.54	.00	.00	.77	.00	.39	1.54	.00	.00	.00	.00	.00	.00	.00	.00	6.18
Morenii Noi	766	505	485	48.45	7.01	21.03	.62	2.47	10.52	.21	.41	4.74	1.44	.82	.21	.00	.00	.21	.21	.00	.21	.00	.00	.00	1.44
Morenii Vechi	473	403	391	14.83	49.36	11.76	7.67	.51	6.14	1.79	.77	2.05	.26	.26	1.02	.77	.00	.26	.51	.00	.26	.00	.00	.00	1.79
Năpădeni	800	674	649	25.27	38.06	5.39	15.72	.46	1.08	1.08	.15	6.63	.00	.15	.77	.62	.31	.46	.15	.00	.15	.31	.00	.00	3.24
Negurenii Vechi	464	413	399	25.81	14.29	10.03	4.51	20.05	6.02	.50	2.51	8.77	.00	.25	1.00	1.00	.75	.00	.00	.00	.75	1.00	.00	.00	2.76
Nicolaevca	134	113	106	48.11	3.77	32.08	1.89	.94	1.89	.00	.00	1.89	4.72	2.83	.00	.00	.94	.00	.00	.00	.00	.94	.00	.00	.00
Pârliţa	3347	2072	2012	32.75	6.06	26.44	11.28	9.64	2.39	.50	.10	2.58	.84	.25	.89	.20	.05	1.24	.05	.00	.05	.10	.20	.00	4.37
Petreşti	2310	1762	1695	40.18	7.32	25.60	9.20	3.13	1.77	2.65	1.00	2.77	1.06	1.18	.77	.88	.12	.12	.24	.00	.24	.24	.29	.00	1.24
Poiana	259	228	224	7.59	36.16	7.59	16.52	12.05	1.79	.89	.00	12.50	1.34	.89	.00	.00	1.34	.00	.00	.00	.45	.00	.00	.00	.89
Rădenii Vechi	1558	1172	1111	30.60	12.51	22.50	16.56	2.88	1.71	2.16	.45	3.06	.72	.54	.81	.36	.18	.54	.27	.00	.00	.36	.18	.00	3.60
Rezina	555	468	445	28.99	22.70	15.96	7.42	1.35	4.72	.00	.90	15.96	.00	1.35	.67	.00	.00	.00	.00	.00	.00	.00	.00	.00	.00
Romanovca	344	306	293	29.35	21.50	26.96	5.12	5.12	3.41	.00	.00	4.10	1.37	1.02	.00	.68	.00	.00	.00	.00	.00	.34	.00	.00	1.02
Sculeni	1923	1418	1375	26.40	11.05	17.53	20.22	1.24	5.67	2.11	.80	9.24	.44	.73	.87	1.53	.22	.22	.22	.00	.22	.07	.00	.00	1.24
Semeni	1004	751	710	36.76	13.80	19.44	7.89	1.41	4.08	.70	1.41	4.37	.70	1.13	.14	2.39	.70	.56	.70	.00	.28	.56	.14	.00	2.82
Sineşti	921	678	643	17.57	46.97	20.53	3.11	2.18	.62	.78	.31	1.24	.47	.78	1.09	.78	.00	.47	.47	.00	.62	.00	.31	.00	1.71
Stolniceni	520	439	433	27.25	10.39	39.26	5.31	.69	5.54	1.39	.00	3.00	3.00	.46	.23	1.39	.46	.23	.00	.00	.00	.23	.00	.00	1.15
Teşcurenii	758	598	564	32.09	21.28	12.06	11.35	1.77	.53	1.06	.71	10.28	.71	2.66	.89	.35	.71	.71	.18	.00	.18	.35	.00	.00	2.13

Locality name	Registered voters	Participating registered voters	Valid votes cast	PC	DC	FDPM	PDF	DAP	FCA	ADF	PESJ	SDP	SU	SSD	Plugaru Anatol	Boicenco Valeriu	PS	PR	CDU	Calinici Iulius	Frecăuțan Grigore	UPL	Rența Valeriu	Other indep. candidates
Todirești	2097	1541	1468	23.77	5.93	34.33	9.74	5.11	3.13	1.16	.61	2.04	.89	.27	1.02	.89	.41	7.36	.68	.00	.20	.14	.14	2.18
Țâghira	555	497	475	16.00	34.53	10.32	9.47	2.74	1.89	1.26	7.58	5.26	.21	1.05	3.16	1.05	.63	.84	.00	.21	.21	.21	.21	3.16
Unțești	1034	834	787	35.58	17.41	13.47	13.34	1.52	4.19	2.03	.51	2.54	.76	1.14	.25	3.81	.13	.51	.51	.00	.38	.13	.00	1.78
Valea Mare	921	791	760	26.97	20.92	15.26	4.87	1.32	16.05	.79	1.58	3.42	.53	.79	.92	2.11	.26	.13	.13	.00	.00	.26	.13	3.55
Veverița	129	126	110	34.55	8.18	23.64	2.73	2.73	.00	.00	.00	28.18	.00	.00	.00	.00	.00	.00	.00	.00	.00	.00	.00	.00
Vulpești	868	752	707	42.72	10.89	21.64	4.95	.14	3.96	.42	.42	9.34	.85	.99	.00	.57	.14	.57	.00	.00	.00	.42	.00	1.98
Zagarancea	710	767	723	34.99	20.06	19.50	7.88	2.21	3.04	.55	1.24	2.63	.69	.97	.55	.69	.41	.97	.41	.00	.14	.14	.14	2.77
Zăzulenii Noi	345	270	257	78.21	1.17	6.61	2.72	3.89	1.56	.00	.00	2.72	3.11	.00	.00	.00	.00	.00	.00	.00	.00	.00	.00	.00
Zăzulenii Vechi	274	267	250	24.80	15.20	20.00	7.20	6.40	4.80	.80	6.80	6.00	.80	.00	.80	.80	.40	.80	.40	.00	.80	.00	.00	3.20
VULCĂNEȘTI																								
Alexandru Ioan Cuza	1829	1349	1307	10.10	66.64	6.58	3.90	1.53	2.98	1.15	.46	.23	.15	.08	2.75	1.07	.08	.38	.31	.00	.00	.23	.15	1.22
Brânza	1567	1468	1434	3.42	69.94	4.67	14.50	1.19	.35	.42	.14	.56	.14	.07	1.39	1.32	.63	.21	.14	.00	.14	.00	.00	.77
Burlăceni	1407	1047	1014	52.66	2.27	24.36	5.33	1.58	5.23	.79	.39	.00	1.68	.10	.49	3.25	.39	.00	.00	.00	.00	.10	.00	1.38
Câmpeni	1019	606	578	40.48	2.08	33.74	4.33	2.25	5.88	.17	4.33	1.04	2.25	.69	.00	.69	1.04	.00	.00	.00	.00	.17	.17	.69
Cășlița-Prut	941	775	716	10.34	49.16	20.25	8.10	.28	1.68	.00	.98	1.82	.84	.42	1.68	.98	1.12	.98	.00	.00	.14	.00	.00	1.26
Colibași	3649	3285	3191	4.01	43.40	6.17	33.56	.44	1.22	1.28	.63	.56	.34	.13	1.47	2.60	.53	1.94	.13	.00	.00	.16	.03	1.38
Găvănoasa	877	574	554	34.48	7.58	28.52	1.26	1.99	4.33	4.87	.18	4.69	1.08	3.61	.54	.54	.90	.36	.00	.00	.00	.18	.18	4.69
Giurgiuiești	2072	1842	1751	12.45	60.25	8.68	9.54	3.03	.51	.46	.06	.23	.57	.40	.29	.11	.23	.17	.00	.00	.00	.06	.00	2.97
Grețeni	80	71	69	69.57	2.90	10.14	1.45	.00	7.25	4.35	.00	.00	1.45	.00	.00	.00	.00	.00	1.45	.00	.00	.00	.00	1.45
Iujnoie	505	378	366	44.26	13.39	23.50	3.28	1.64	2.46	1.09	.55	.00	1.09	.55	2.73	2.73	.55	.00	.27	.00	.27	.55	.00	1.09
Nicolaevca	503	394	381	32.81	3.94	43.04	2.89	.79	4.99	2.62	.26	3.94	2.36	1.05	.26	.26	.00	.26	.00	.00	.26	.00	.00	.26

Locality name	Registered voters	Participating registered voters	Valid votes cast	PC	DC	FDPM	PDF	DAP	FCA	ADF	PESJ	SDP	SU	SSD	Plugaru Anatol	Boicenco Valeriu	PS	PR	CDU	Calinici Iulius	Frecăujan Grigore	UPL	Remița Valeriu	Other indep. candidates
Slobozia Mare	4164	3457	3298	8.04	47.51	11.07	19.31	1.15	.91	3.64	1.12	.45	.24	1.24	.61	2.55	.70	.12	.06	.00	.27	.06	.09	.85
Vadul lui Isac	2014	1406	1351	31.98	35.83	9.99	12.66	.52	.89	.37	.52	.37	.44	.30	1.55	1.63	.00	.30	.74	.00	.30	.15	.07	1.41
Văleni	2123	1961	1887	22.68	44.04	15.16	10.81	.58	.74	.42	.26	.42	.74	.37	.74	1.11	.21	.21	.00	.00	.21	.11	.00	1.17
Vladimirovca	227	167	164	17.68	2.44	50.61	1.83	2.44	10.37	1.83	.00	5.49	1.83	1.22	.00	1.83	.00	.00	.00	.61	.00	.00	.00	1.83
TAU GAGAUZ-YERI																								
Comrat	15831	8744	8416	43.93	1.52	6.89	.62	.40	4.25	.15	22.83	1.30	5.85	.19	.05	.06	5.86	.02	.48	.00	.40	.11	.02	5.07
Alexeevca	241	164	162	71.60	.62	8.64	6.17	1.85	1.85	.00	4.94	.00	3.09	.00	.00	.00	.62	.00	.00	.00	.00	.62	.00	.00
Avdarma	2624	1761	1697	70.54	.59	11.90	.12	.41	1.36	.00	8.60	.29	2.47	.00	.00	.00	.71	.00	.06	.00	.65	.24	.00	2.06
Baurci	4314	3620	3499	77.31	.23	2.60	1.86	4.63	.69	.14	.37	1.71	1.66	6.77	.03	.40	.51	.00	.00	.00	.00	.06	.00	1.03
Beșalma	2405	1550	1490	44.97	.87	3.29	2.48	1.48	4.70	.27	27.05	.47	3.15	.87	.00	.87	5.23	.13	.20	.00	.74	.34	.00	2.89
Beșghioz	1892	1382	1342	68.78	.52	13.49	2.76	1.19	1.56	.22	.67	.22	1.49	6.11	.00	.37	.60	.07	.15	.00	.22	.30	.00	1.27
Bugeac	964	848	824	61.17	.73	6.67	1.82	.24	2.79	.36	14.32	3.28	4.00	.00	.12	.12	1.94	.00	.00	.00	.36	.00	.00	2.06
Carbalia	386	361	354	49.44	.56	44.07	.56	.85	1.41	.00	.00	.00	1.69	.28	.00	.00	.00	.00	.00	.00	.28	.00	.00	.85
Cazacia	4567	3601	3534	90.58	.20	5.35	.23	.11	.37	.00	.14	.06	.51	.96	.00	.17	.59	.00	.00	.00	.03	.00	.00	.71
Ceadâr-Lunga	13895	9339	8888	62.88	.69	16.17	2.54	1.40	3.63	.71	.25	.63	2.09	2.75	.05	.33	.98	.05	.09	.00	.07	.36	.01	4.34
Chioselia Rusă	453	380	372	50.27	3.23	27.15	1.88	1.61	.27	.00	1.34	7.26	5.38	.27	.00	.27	.27	.27	.00	.00	.27	.00	.00	.27
Chiriet-Lunga	1597	1461	1436	89.14	.07	4.94	1.32	.21	1.39	.00	1.11	.14	.42	.14	.00	.35	.49	.00	.00	.00	.07	.00	.00	.21
Chirsova	4562	3824	3677	77.97	.33	2.56	.52	.30	2.58	.14	9.22	.14	1.47	.00	.03	1.06	1.52	.05	.05	.00	.22	.22	.00	1.63
Chișmichioi	3447	2534	2393	74.01	.67	8.19	.08	2.09	.88	.04	10.53	.25	.79	.13	.00	.17	.84	.08	.08	.00	.13	.21	.00	.84
Cioc-Maidan	3721	3185	3080	84.12	.19	4.22	.10	.19	1.23	.16	2.21	.10	1.88	.03	.00	.26	2.18	.10	.10	.00	.00	.32	.00	2.60
Congaz	7393	4306	4153	77.97	.14	4.05	1.57	2.09	1.76	.00	6.67	.19	1.76	.10	.12	.10	.94	.00	.02	.02	.39	.24	.02	1.85

Locality name	Registered voters	Participating registered voters	Valid votes cast	PC	DC	FDPM	PDF	DAP	FCA	ADF	PESJ	SDP	SU	SSD	Plugaru Anatol	Bolcenco Valeriu	PS	PR	CDU	Calinici Iulius	Frecăţan Grigore	UPL	Renţă Valeriu	Other indep. candidates
Congazcic	1090	775	747	61.18	1.07	7.50	5.09	.80	2.54	.13	9.10	.00	4.15	.27	.00	1.20	2.01	.27	.00	.00	.54	.00	.13	4.02
Copceac	5130	4579	4459	83.22	.31	2.47	.38	1.95	.85	.70	.40	.70	.52	6.10	.00	.63	.83	.07	.02	.04	.00	.18	.00	.63
Cotovscoe	473	369	356	82.87	.84	4.21	5.90	.28	1.40	.00	.84	.84	1.12	.28	.28	.28	.56	.00	.00	.00	.00	.28	.00	.00
Dezghingea	2273	1769	1699	76.63	1.00	7.77	.06	.77	2.88	.29	3.53	.00	1.88	.00	.18	.29	.88	.00	.00	.00	.00	.06	.06	3.71
Etulia	2376	1596	1555	70.80	.90	15.63	.45	.45	1.54	.13	1.41	.26	2.19	.19	.06	3.15	.64	.26	.13	.00	.32	.64	.06	.77
Ferapontievca	751	560	550	39.09	.91	16.91	.36	11.64	10.36	.00	2.18	.00	15.82	.00	.00	.18	1.45	.00	.00	.00	.00	.18	.00	.91
Gaidar	2526	1569	1513	76.07	.13	9.98	.33	1.52	.46	.26	1.06	1.52	.86	6.48	.00	.20	.53	.00	.00	.00	.00	.13	.00	.46
Joftai	1275	1090	1074	82.40	1.02	5.31	.47	.74	.47	.28	.09	.65	1.86	4.10	.00	.19	1.02	.09	.09	.00	.00	.28	.00	.93
Svetlăi	1102	802	774	64.60	2.58	13.18	3.62	1.16	3.10	.13	1.81	1.03	4.39	.26	.00	.13	.39	.00	.26	.00	.13	.13	.00	3.10
Tomai	3024	2448	2346	72.68	.81	16.41	.68	.38	1.62	.00	.85	.77	.77	1.88	.00	.04	.77	.00	.09	.00	.13	.34	.00	1.79
Vulcăneşti	10701	7414	7190	75.26	1.86	11.36	1.35	.81	4.20	.18	.92	.21	1.34	.10	.14	.74	.32	.01	.00	.00	.04	.11	.08	.97
SPECIAL PRECINCTS (FOR TRANSNİESTRIAN RESIDENTS)																								
Cocieni	0	582	526	8.94	33.65	11.60	2.66	2.09	1.33	7.03	.19	14.45	.38	1.71	1.71	1.33	.76	.00	.57	.00	.00	.95	.19	10.46
Copanca	0	30	29	.00	31.03	10.34	17.24	.00	6.90	.00	6.90	6.90	.00	.00	.00	.00	.00	.00	.00	.00	3.45	.00	.00	17.24
Doroţcaia	0	157	149	4.03	33.56	5.37	1.34	.00	4.03	1.34	13.42	3.36	.00	30.20	.67	.00	.67	.00	.00	.00	.00	.00	.67	1.34
Fărlădeni	0	10	10	.00	10.00	.00	70.00	.00	.00	.00	.00	.00	.00	.00	.00	.00	10.00	.00	.00	.00	.00	.00	.00	10.00
Gura Bâcului	0	5	5	.00	60.00	40.00	.00	.00	.00	.00	.00	.00	.00	.00	.00	.00	.00	.00	.00	.00	.00	.00	.00	.00
Molovata Nouă	0	21	21	23.81	9.52	9.52	.00	9.52	4.76	.00	.00	.00	4.76	33.33	.00	.00	.00	.00	.00	.00	.00	.00	.00	4.76
Nimereuca	0	6	6	16.67	50.00	.00	.00	.00	16.67	.00	.00	.00	.00	.00	.00	.00	.00	.00	.00	.00	.00	.00	.00	16.67
Pohrebea	0	6	6	16.67	50.00	.00	.00	16.67	.00	.00	.00	.00	.00	.00	.00	.00	.00	.00	.00	.00	.00	.00	.00	16.67
Răscăeţ	0	53	53	1.89	43.40	15.09	3.77	3.77	.00	1.89	.00	9.43	5.66	3.77	.00	.00	.00	.00	7.55	.00	.00	.00	.00	3.77

Locality name	Registered voters	Participating registered voters	Valid votes cast	PC	DC	FDPM	PDF	DAP	FCA	ADF	PESJ	SDP	SU	SSD	Plugaru Anatol	Boicenco Valeriu	PS	PR	CDU	Calinici Iulius	Frecaujan Grigore	UPL	Renita Valeriu	Other indep. candidates	
Rezina nr.2	0	13	13	.00	.00	15.38	15.38	.00	15.38	15.38	.00	.00	7.69	.00	.00	30.77	.00	.00	.00	.00	.00	.00	.00	.00	.00
Rezina nr.3	0	459	459	25.05	13.73	12.64	6.10	3.05	3.05	2.40	1.31	4.36	2.83	13.73	1.53	.87	.65	.00	.87	.00	.22	.22	1.31	6.10	
Sanatauca	0	218	210	7.62	21.43	11.90	2.86	34.76	8.10	3.81	.95	.95	1.43	.95	.48	.00	.48	.00	.00	.00	.00	.00	.00	4.29	
Vamița	0	2216	2193	15.37	25.49	17.33	13.41	1.28	4.79	3.37	.36	3.10	1.46	4.97	.68	1.64	.18	.36	.27	.18	.18	.18	.18	5.20	

NOTES

3

CONTENTS

CHAPTER 1

**ELECTION-RELATED LEGISLATION AND
DOCUMENTATION**

1

CHAPTER 2

**DOCUMENTS OF THE CENTRAL ELECTORAL
COMMISSION**

2

CHAPTER 3

**RESULTS OF THE ELECTION IN THE REPUBLIC,
DISTRICTS AND LOCALITIES**

3

CHAPTER 4

**THE CONSTITUTIONAL COURT'S RESOLUTION ON
THE RESULTS**

4

RESOLUTION

REGARDING THE CONFIRMATION OF LEGALITY OF ELECTIONS TO THE PARLIAMENT OF THE REPUBLIC OF MOLDOVA AND VALIDATION OF THE ELECTED CANDIDATES

In the name of the Republic of Moldova, the Constitutional Court with the following nominal membership:

<i>Pavel BARBALAT</i>	Chairman
<i>Nicolae CHISEEV</i>	Judge
<i>Mihai COTOROBAI</i>	Judge-reporter
<i>Constantin LOZOVANU</i>	Judge
<i>Gheorghe SUSARENCO</i>	Judge-reporter
<i>Ion VASILATI</i>	Judge-reporter

with the participation of *Ludmila Zadorojnii*, Secretary, Mr. *Dumitru Nidelcu*, Chairman of the Central Electoral Commission, Mr. *Nicolae Televco*, Vice-chairman of the CEC, *Anatol Puica*, Secretary of the CEC, as well as *Mircea Snegur* and *Iurie Roşca*, Co-chairmans of the Democratic Convention of Moldova electoral bloc, *Dumitru Diacov*, Chairman of the "For a Democratic and Prosperous Moldova" electoral bloc, *Valeriu Matei*, Chairman of the Party of Democratic Forces and *Vladimir Voronin*, First Secretary of the Central Committee of the Communist Party of the Republic of Moldova, in compliance with Articles 62 and 135, paragraph (1) letter e) of the Constitution of the Republic of Moldova, has examined the results of the elections to the Parliament of the Republic of Moldova in public session.

The report on conducting elections to the Parliament of the Republic of Moldova of March 22, 1998, submitted by the Central Electoral Commission on March 30, 1998 to the Constitutional Court in compliance with Article 60, paragraphs (2) and (3) of the Electoral Code, was examined.

Having examined the report of the Central Electoral Commission and other election related materials, namely the resolutions of the Central Electoral Commission:

- Regarding the participation in voting of the electorate on election day, No 375, adopted on March 29, 1998;
- Regarding the summing up of results of the elections to the Parliament of the Republic of Moldova of the fourteenth legislature of March 22, 1998, No 376, adopted on March 29, 1998;
- Regarding the exclusion of candidates who did not pass the 4 % threshold in the parliamentary elections of March 22, 1998, from being awarded mandates, No 377, adopted on March 29, 1998;

- Regarding the declining order of valid votes cast for electoral candidates and the awarding of mandates to electoral candidates in parliamentary elections of March 22, 1998, No 379, adopted on March 29, 1998;
- Regarding the list of awarded mandates to the electoral candidates in parliamentary elections of March 22, 1998, No 380, adopted on March 29, 1998;
- Regarding the list of candidate deputies to the Parliament of the Republic of Moldova, No 381, adopted on March 29, 1998;
- Regarding the examination of appeals related to the conduct of parliamentary elections of March 22, 1998, No 374, adopted on March 29, 1998;
- Regarding the appeals of independent candidates to the position of deputy in the Parliament of the Republic of Moldova, Anatol Plugaru and Valeriu Boicenco, No 378, adopted on March 29, 1998;
- Notes related to the examination of appeals related to the activity of district electoral councils and precinct electoral bureaus;
- Attachment “Regarding the examination of appeals submitted to the Supreme Court of Justice, related to the activity of the Central Electoral Commission during the electoral campaign for elections to the Parliament of the Republic of Moldova of March 22, 1998”;
- The list of candidates to the position of deputy in the Parliament of the Republic of Moldova from the Communist Party of the Republic of Moldova, Democratic Convention of Moldova electoral bloc, “For a Democratic and Prosperous Moldova” electoral bloc, Party of Democratic Forces, as well as the resolutions of the Central Electoral Commission regarding their registration and modification;
- The candidates’ statements of consent to run for the position of deputy in Parliament of the Republic of Moldova, and conforming with Articles 62 and 135 paragraph (1) letter e) of the Electoral Code, the Constitutional Court is the only body entitled to confirm the results of elections to Parliament and validate mandates of newly-elected deputies, and hereby states the following:

The following results were established in the parliamentary elections of March 22, 1998:

a) number of voters included on the voter rolls	2,324,295
b) number of voters included on the supplementary voter rolls	106,923
c) number of voters issued ballots	1,681,285
d) number of voters who voted	1,680,470
e) number of invalid ballots	57,483
f) number of valid votes cast for electoral candidates:	
Democratic Convention Electoral Bloc	315,206
Communist Party of the Republic of Moldova	487,002
Party of Socialists	9,514
Party of Democratic Forces	143,428
“Socialist Unity” Electoral Bloc	29,647
Democratic Agrarian Party	58,874

"Alliance of Democratic Forces" Electoral Bloc	36,344
Valeriu Boicenco	15,245
Anatol Plugaru	17,736
Alexei Repede	1,153
Nicolae Guțul	1,899
Pavel Creangă	2,573
Ion Lipciu	2,132
Eugen Zastavnețchi	1,461
Mihail Cabaniuc	769
"For a Democratic and Prosperous Moldova" Electoral Bloc	294,691
Grigore Frecăuțanu	4,615
Nicolae Petrica	979
Petru Ursu	651
Social Democratic Party	30,169
Tihon Zaraf	1,831
Gheorghe Porcescu	2,892
"Furnica" (Ant) Civic Alliance Electoral Bloc	53,338
Mihai Șușu	1,272
"Speranța" (Hope) Social Democratic Electoral Bloc	21,282
Andrei Coca	943
Victor Gurău	919
Ana Bologan	1,460
Gheorghe Urdea	590
Pavel Lupacescu	1,968
Anatolii Ungurean	796
Stepan Barbov	2,382
United Party of Labour	3,124
Mihai Corj	1,081
Christian Democratic Union	8,342
Party of Reform	8,844
Ion Pranițchi	481
Mihail Revin	612
Gheorghii Constantinov	392
Boris Dariiev	335
Iulius Calinici	4,617
Renata Verejanu	933
Valeriu Reniță	2,983
Vladimir Djugostran	500
Nester Samofalov	857
Ion Batcu	250



Ion Odainic	2,065
Lidia Munteanu	500
Serghei Popa	818
Stepan Gradinar	271
Vladimir Nicorici	188
Valentina Melnic	521
Party of Economic and Social Justice of Moldova	31,663
Tudor Borta	640
Dan Nour	517
Alexei Frunze	227
Tamara Socol	298
Feodor Boțan	675
Petru Pleșca	734
Leonid Cucerenco	222
Cicala Evstafii	947
Nicolai Pravdin	229
Gheorghe Balmuş	909
Vasile Neculce	305
Mihail Boiciuc	477
Aftenie Certan	126
Mihail Kulev	277
Raisa Morari	252
Anatol Vișu	424
Valeriu Danici	165
Boris Cernei	290
Aurel Cepoi	468
Oleg Harciuc	81
Chiril Ilie	1,251
Nicolae Popistaș	335

Conforming with Articles 86 and 87 of the Electoral Code, the Constitutional Court states that, from all the electoral candidates – independent candidates, political parties, socio-political organizations, and electoral blocs, registered with the Central Electoral Commission, the following passed the 4% threshold of representation:

Communist Party of the Republic of Moldova	487,002
Democratic Convention Electoral Bloc	315,206
“For a Democratic and Prosperous Moldova” Electoral Bloc	294,691
Party of Democratic Forces	143,428

Upon analysing the appeals on the results of the elections to the Parliament of the Republic of Moldova, submitted to the Constitutional Court, it was concluded that they have no grounds. Verification of the appeals submitted to the CEC during the electoral campaign, prove that the violations committed during elections had no effect on the final outcome.

In compliance with the above mentioned, the Constitutional Court declares that the Parliament of the Republic of Moldova was legally elected on March 22, 1998, and is eligible to validate the mandates of the deputies in Parliament, in compliance with the Central Electoral Commission proposal.

With respect to this, conforming with Articles 62 and 135 of the Electoral Code, the Constitutional Court hereby decrees:

1. To confirm the results of the elections to the Parliament of the Republic of Moldova of March 22, 1998.
2. To validate the mandates of deputies to the Parliament of the Republic of Moldova, as follows:
 1. Voronin Vladimir Communist Party of the Republic of Moldova
 2. Snegur Mircea Democratic Convention of Moldova electoral bloc
 3. Diacov Dumitru "For a Democratic and Prosperous Moldova" electoral bloc
 4. Iovv Vasile Communist Party of the Republic of Moldova
 5. Neguța Andrei Communist Party of the Republic of Moldova
 6. Roșca Iurie Democratic Convention of Moldova electoral bloc
 7. Gladun Eugen "For a Democratic and Prosperous Moldova" electoral bloc
 8. Matei Valeriu Party of Democratic Forces
 9. Anton Gheorghe Communist Party of the Republic of Moldova
 10. Andronic Nicolae Democratic Convention of Moldova electoral bloc
 11. Sturza Ion "For a Democratic and Prosperous Moldova" electoral bloc
 12. Prijmireanu Dumitru Communist Party of the Republic of Moldova
 13. Carafizi Vasile Communist Party of the Republic of Moldova
 14. Dolganiuc Valentin Democratic Convention of Moldova electoral bloc
 15. Muravschi Valeriu "For a Democratic and Prosperous Moldova" electoral bloc
 16. Nedelciuc Vasile Party of Democratic Forces
 17. Cecan Victor Communist Party of the Republic of Moldova
 18. Rusu Eugen Democratic Convention of Moldova electoral bloc
 19. Doronin Vladimir Communist Party of the Republic of Moldova
 20. Solonari Vladimir "For a Democratic and Prosperous Moldova" electoral bloc
 21. Pasecinic Arcadii Communist Party of the Republic of Moldova
 22. Burcă Sergiu Democratic Convention of Moldova electoral bloc
 23. Marin Gheorghe "For a Democratic and Prosperous Moldova" electoral bloc
 24. Sorocean Victor Communist Party of the Republic of Moldova
 25. Moșanu Alexandru Party of Democratic Forces
 26. Untu Vasile Democratic Convention of Moldova electoral bloc
 27. Todoroglo Dmitrii Communist Party of the Republic of Moldova
 28. Duca Gheorghe "For a Democratic and Prosperous Moldova" electoral bloc
 29. Andrușciac Victor Communist Party of the Republic of Moldova
 30. Neagu Ion Democratic Convention of Moldova electoral bloc

31. Jdanov Alexandru	Communist Party of the Republic of Moldova
32. Paladi Dumitru	"For a Democratic and Prosperous Moldova" electoral bloc
33. Dabija Nicolae	Party of Democratic Forces
34. Dediu Ion	Democratic Convention of Moldova electoral bloc
35. Guțu Ivan	Communist Party of the Republic of Moldova
36. Țurcan Ilie	"For a Democratic and Prosperous Moldova" electoral bloc
37. Novic Victoria	Communist Party of the Republic of Moldova
38. Mândăcanu Ala	Democratic Convention of Moldova electoral bloc
39. Mișin Vadim	Communist Party of the Republic of Moldova
40. Burca Elena	"For a Democratic and Prosperous Moldova" electoral bloc
41. Ilașcu Ilie	Party of Democratic Forces
42. Untilă Ilie	Democratic Convention of Moldova electoral bloc
43. Stepanciuc Victor	Communist Party of the Republic of Moldova
44. Rusu Mihail	Communist Party of the Republic of Moldova
45. Camerzan Mihail	"For a Democratic and Prosperous Moldova" electoral bloc
46. Reus Vladimir	Democratic Convention of Moldova electoral bloc
47. Șoșev Petru	Communist Party of the Republic of Moldova
48. Ceban Mihai	"For a Democratic and Prosperous Moldova" electoral bloc
49. Magaleas Iulian	Communist Party of the Republic of Moldova
50. Lefter Tudor	Democratic Convention of Moldova electoral bloc
51. Șoimaru Vasile	Party of Democratic Forces
52. Stati Vasile	Communist Party of the Republic of Moldova
53. Petrachi Mihai	"For a Democratic and Prosperous Moldova" electoral bloc
54. Gîrlă Eugen	Democratic Convention of Moldova electoral bloc
55. Filimon Ion	Communist Party of the Republic of Moldova
56. Dragan Semion	Communist Party of the Republic of Moldova
57. Eremei Grigore	"For a Democratic and Prosperous Moldova" electoral bloc
58. Ciobanu Vladimir	Democratic Convention of Moldova electoral bloc
59. Pavlicenco Vitalia	Party of Democratic Forces
60. Cristea Valerian	Communist Party of the Republic of Moldova
61. Cubreacov Vlad	Democratic Convention of Moldova electoral bloc
62. Pleșca Valeriu	"For a Democratic and Prosperous Moldova" electoral bloc
63. Calin Ivan	Communist Party of the Republic of Moldova
64. Madan Gheorghe	Communist Party of the Republic of Moldova
65. Strâmbeanu Andrei	Democratic Convention of Moldova electoral bloc
66. Morei Ion	"For a Democratic and Prosperous Moldova" electoral bloc
67. Ostapciuc Eugenia	Communist Party of the Republic of Moldova
68. Stratulat Oleg	Party of Democratic Forces
69. Mocanu Sergiu	Democratic Convention of Moldova electoral bloc
70. Țaranov Vladimir	Communist Party of the Republic of Moldova

- | | |
|---------------------------|--|
| 71. Croitor Dmitrii | "For a Democratic and Prosperous Moldova" electoral bloc |
| 72. Postoico Maria | Communist Party of the Republic of Moldova |
| 73. Reniță Alecu | Democratic Convention of Moldova electoral bloc |
| 74. Muravschi Alexandr | "For a Democratic and Prosperous Moldova" electoral bloc |
| 75. Zlacevschi Victor | Communist Party of the Republic of Moldova |
| 76. Bejan Ana | Party of Democratic Forces |
| 77. Mardarovici Ecaterina | Democratic Convention of Moldova electoral bloc |
| 78. Stoicov Iurie | Communist Party of the Republic of Moldova |
| 79. Guma Valeriu | "For a Democratic and Prosperous Moldova" electoral bloc |
| 80. Borgula Ludmila | Communist Party of the Republic of Moldova |
| 81. Lazari Alexandru | Democratic Convention of Moldova electoral bloc |
| 82. Cojuhari Boris | Communist Party of the Republic of Moldova |
| 83. Știrbu Eugen | "For a Democratic and Prosperous Moldova" electoral bloc |
| 84. Răzlog Ion | Party of Democratic Forces |
| 85. Prodan Pavel | Democratic Convention of Moldova electoral bloc |
| 86. Stamati Ilie | Communist Party of the Republic of Moldova |
| 87. Tulbure Alexei | "For a Democratic and Prosperous Moldova" electoral bloc |
| 88. Babliuc Eduard | Communist Party of the Republic of Moldova |
| 89. Ungureanu Ion | Democratic Convention of Moldova electoral bloc |
| 90. Pentelei Vasile | Communist Party of the Republic of Moldova |
| 91. Cucoș Mihai | "For a Democratic and Prosperous Moldova" electoral bloc |
| 92. Ciobanu Victor | Communist Party of the Republic of Moldova |
| 93. Cimpoi Mihai | Democratic Convention of Moldova electoral bloc |
| 94. Ghilețchi Valeriu | Party of Democratic Forces |
| 95. Timciuc Iacob | Communist Party of the Republic of Moldova |
| 96. Siloci Alexei | "For a Democratic and Prosperous Moldova" electoral bloc |
| 97. Ciorici Mihai | Democratic Convention of Moldova electoral bloc |
| 98. Vancea Ilie | Communist Party of the Republic of Moldova |
| 99. Ciobanu Anatol | "For a Democratic and Prosperous Moldova" electoral bloc |
| 100. Dragan Valentin | Communist Party of the Republic of Moldova |
| 101. Secăreanu Stefan | Democratic Convention of Moldova electoral bloc |

3. The resolution shall be submitted to the Central Electoral Commission, the President of the Republic of Moldova and the Parliament of the Republic of Moldova.
4. This resolution is final, may not be appealed, and shall be published in the Official Monitor of the Republic of Moldova.

Pavel BARBALAT,
CHAIRMAN OF THE CONSTITUTIONAL COURT

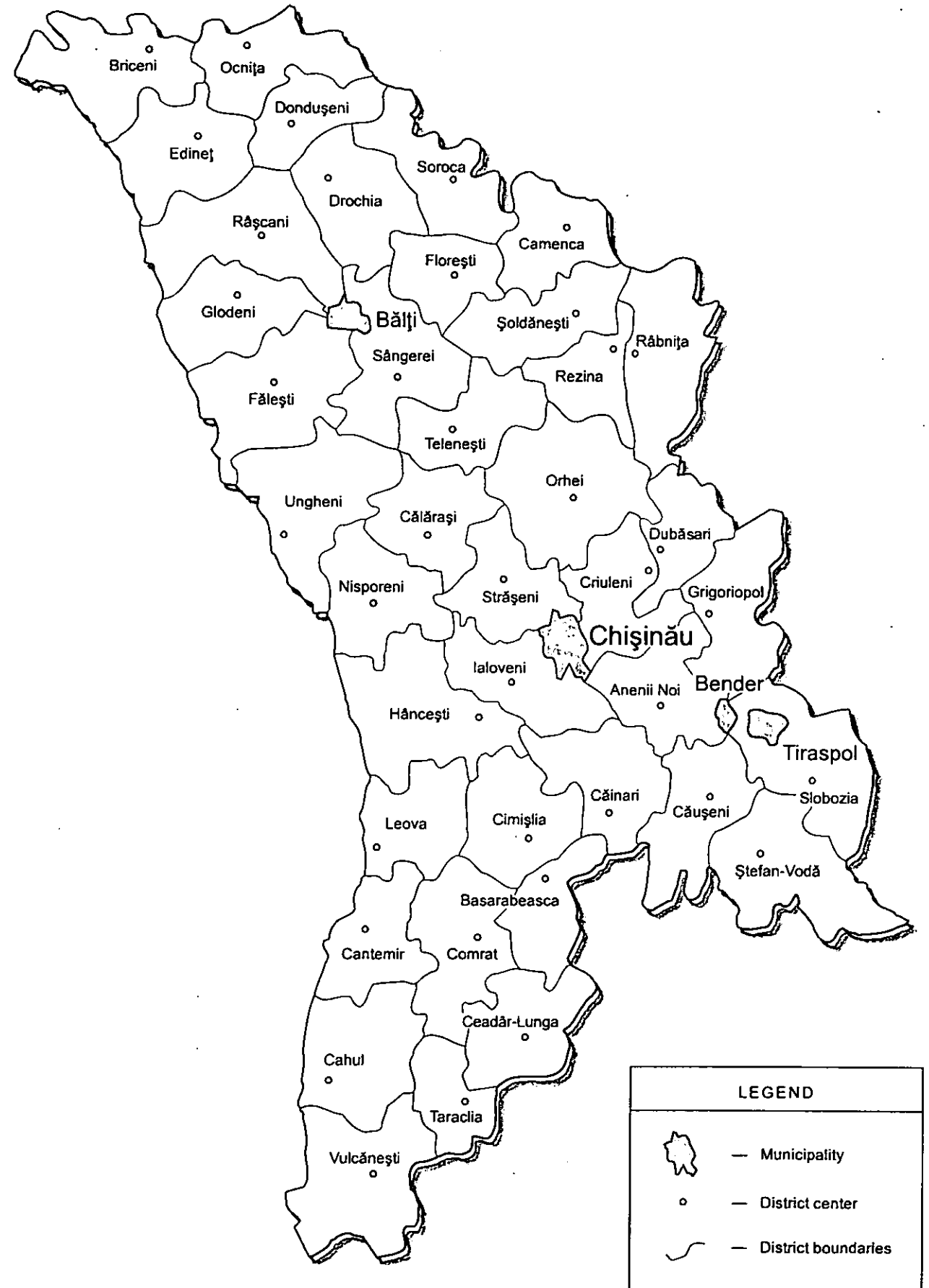
Chișinău, April 9, 1998, No 11



NOTES

4

REPUBLIC OF MOLDOVA



Republic of Moldova
Parliamentary Elections
March 22, 1998

Republic of Moldova. Election-related legislation and documentation; documents of the Central Electoral Commission on March 22, 1998, Parliamentary Elections; results of election.

1998 — 208 pp. — 20.5 x 29.0 cm

Comanda nr. 477

Tirajul 300

Editura TISH Ltd, Chişinău, 1998

**F.E.P. "Tipografia Centrală",
str. Florilor nr. 1, MD-2068 Chişinău**

**Departamentul Edituri, Poligrafie
şi Comerţul cu Cărţi**

**International Foundation
for Election Systems
1101 15th STREET, N.W.
3rd FLOOR
WASHINGTON, D.C. 20005 USA
PHONE: (202) 828-8507
FAX: (202) 452-0804**

**The IFES Program in Moldova
is funded by the United States
Agency for International
Development**

**FUNDAȚIA INTERNAȚIONALĂ
PENTRU SISTEME ELECTORALE
PROGRAM MOLDOVA
Str. George Meniuc, nr. 3,
MD-2009, Chișinău, Moldova
Tel: (373-2) 733-255
Fax: (373-2) 733-621
E-mail: office@ifes.moldnet.md**

**IFES-MOLDOVA
PROJECT DIRECTOR
Dorin Tudoran**

**SENIOR PROGRAM
COORDINATOR
Igor Boțan**

**OFFICE MANAGER
Victor Gane**

**PROGRAM
COORDINATOR
Gabriel Mumjiev**

**RESOURCE CENTER
COORDINATOR
Tamara Chitoroagă**

**PROGRAM
ASSISTANT
Ina Gutium**

**LOGISTICS
Andrei Bardari**

IFES Edition

T&H Ltd.

Chișinău, 1998